Tender No.: 15-2026/27

CONTRACTOR FOR THE CONSTRUCTION OF MABVETE COMMUNITY HALL

CONDITIONS OF CONTRACT, SPECIFICATIONS AND SCHEDULE OF QUANTITIES

CIDB GRADING: 3CE or Higher

NAME OF TENDERER	:…… ……
TENDERED AMOUNT (VAT INCLUSIVE)	: …… ……

ISSUED BY:

Musina Local Municipality
Private Bag X611
Musina
0900

Tel: +27(15) 534 6100

PREPARED BY:

Sizeya Consulting Engineers
Postnet Suite 141
Polokwane

Tel: (015) 291 1020

EXPANDED PUBLIC WORKS PROGRAMME
Creating opportunities towards human fullfilment

Tender No.: 15-2026/27

THE TENDER

for the

CONTRACTOR FOR THE CONSTRUCTION OF MABVETE COMMUNITY HALL

CLOSING DATE: 28 OCTOBER 2026

CLOSING TIME: 11:00AM

ISSUED BY:

Musina Local Municipality
Private Bag X611
Musina
0900

Tel: +27(15) 505 7100

PREPARED BY:

Sizeya Consulting Engineers
Postnet Suite 141
Polokwane
0700

Tel: (015) 291 1020

EXPANDED PUBLIC WORKS PROGRAMME
Creating opportunities towards human fullfilment

Contractor	Witness 1	Witness 2	Employer	Witness 1	Witness 2

CHECKLIST WHEN SUBMITTING BID PROPOSAL/DOCUMENT
TENDER NO: 15-2026/27

CONTRACTOR FOR THE CONSTRUCTION OF MABVETE COMMUNITY HALL

A TENDER FOR CATEGORY 3CE OR HIGHER REGISTERED CONTRACTORS

ENSURE THAT PRIOR TO SUBMITTING THE TENDER TO THE MUNICIPALITY THE FOLLOWING INFORMATION IS COMPLETED AND ATTACHED

Please indicate **YES** or **NO** ✔ Place a Tick in the appropriate column	**YES**	**NO**
Have you Printed the electronic Tender Document based on the prescribed colour coding as specified on the **Table of Content?**		
All Pages of the Bid document must be initialed.		
Company Registration certificate (CK)		
Proof of registration with CIDB attached and relevant grading to be attached, If JV, the bidder must submit JV and calculated grading as per CIDB system.		
Certified Valid Builder **NHBRC** Certificate		
Compulsory enterprise questionnaire completed		
Submit latest certified annual Financial Statements of company		
Letter of authority for signatory for the contract.		
Letter of intent of contract performance guarantee		
Letter of Intent of Contract for Insurance of Works and Public Liability		
Compliant/valid tax status pin issued by SARS. If JV both parties must submit		
Letter of good standing **(COIDA)** From Department of Labour (RSA) – The copy should be original Certified copies		
Form of offer/contract form must be completed and signed Other documents that may be used		
Copy of Municipal rates and taxes statement (Municipal bill) account not older than three months for all directors and the company. If the statement of municipal rate is not in the name of bidder and all directors of company, an affidavit from SAPS must be attached indicating that the company and directors does not own any property and that they do not owe any municipal rates and taxes or municipal charges to any other municipality for more than three months. If renting attach valid/lease agreement and latest three months proof of rental payment. If staying in rural areas attach letter from traditional authority not older than 3 months for the company and all directors also stating that there are no rates and taxes payable in the area. Kindly note that the address that will be considered will be the address as reflected on the company registration document(attach company registration document for verification) and should be reflected as preferred address on the CSD registration report.		
Attach comprehensive Central Supplier Database (CSD) with owner information		
Signed J/V agreement must be attached (Where applicable)		
Completed And Signed All MBD Forms As Per The Document		
Are all addenda issued completed and returned (if applicable)? Attach three **valid/authentic** Copies of previous relevant experience appointment letters, reference letters and completion certificate.		

Contractor
Witness 1
Witness 2
Employer
Witness 1
Witness 2

Please indicate **YES** or **NO** ✔ Place a Tick in the appropriate column	**YES**	**NO**
Client/Employer and completion certificate attached for relevant projects. The applicable previous experience should be for the **past** 10years.		
Are certified copies of certified qualification; ID; professional registration certificates and CV including SAQA certificate for foreign key personnel?. The Bidder must insure that all ID's, qualifications and certificates are original certified copies		
Note: This checklist must be read in conjunction of the entire document and must not be used as compass of the tender requirements but as guidance.		

CONSENT FORM TO PROCESS PERSONAL INFORMATION IN TERMS OF THE PROTECTION OF PERSONAL INFORMATION ACT, NO. 4 OF 2013 (POPIA).

The purpose of the POPIA is to protect personal information of individuals and businesses and to give effect to their right of privacy as provided for in the Constitution.

By signing this form, you consent to your personal information to be processed by the **Musina Municipality** and consent is effective immediately and will remain effective until such consent is withdrawn.

APPLICATION FOR THE CONSENT OF A DATA SUBJECT FOR THE PROCESSING OF PERSONAL INFORMATION FOR THE PURPOSE OF BIDS

Name & Surname/Company: _____

Residential/Postal or Business Address: _____

_____

_____

Contact number (s): _____

Email address: _____

1. In the furtherance of the Musina Municipality (The Municipality) operational requirements and for purposes of complying with its policies, procedures and privacy laws, we may be required to disclose, process and/or further process your personal information provided to us and/or made available by virtue of submission of this bid.

2. For purposes contemplated in paragraph 1, the Municipality, hereby requests your consent and/or authorisation for the disclosure, processing and/or further processing of any and/or all your personal information as may be necessary for reasons provided in paragraph 1.

3. By signing this Personal Information Processing Consent Form, you hereby grant the Municipality permission, consent and/or authorisation to disclose, process and further process your personal information within our records, as may be required and/or necessary from time to time.

I, the undersigned, _____(*INSERT FULL NAME AND SURNAME*) with Identity Number_____, in my personal capacity or acting on behalf of _____ (Name of **Company**), confirm that:

4. I have read and understood the contents of this Personal Information Processing Consent form, the details of which have been explained to me and furthermore I understand my right to privacy and the right to have my personal information processed in accordance with the conditions for the lawful processing of personal information.

5. I declare that all my personal information supplied to the Municipality is accurate, up to date, not misleading and that it is complete in all respects and will be held and/ or stored securely for the purpose for which it was collected and that I will immediately advise the Department of any changes to my Personal Information should any of these details change.

6. I also understand that I have the right to request that my personal information be corrected or deleted, if it is inaccurate, irrelevant, excessive, out of date, incomplete, misleading, or obtained unlawfully or that the personal information or record be destroyed or deleted if the Municipality is no longer authorized to retain it.

7. I declare that my personal/the Company's information and/or data may be disclosed, processed and/or further processed by the Municipality (including its employees, agents, contractors and representatives) and such other third parties contracted with the Municipality involved in the processing, verification and management of my and/or Company's Personal Information in accordance with the requirements set out in paragraph 1;

8. I accept the data security and protection measures adopted and/or applied by the Municipality in their retention, disclosure, processing, and further processing of my and/or Company's personal information/data.

9. I accept that the Municipality may retain any of my personal/the Company information/data as may be required for purposes contemplated in paragraph 1.

DOCUMENT LAYOUT

CONTENT VOLUME 1 TO 3

SECTION	HEADING	COLOUR
PART T: THE TENDER		
PART T1	**TENDERING PROCEDURES** SECTION T1.1: TENDER NOTICE AND INVITATION TO TENDER SECTION T1.2: TENDER DATA SECTION T1.2.1: CONDITIONS OF TENDER SECTION T1.2.2: TENDER DATA SECTION T1.2.3: CIDB STANDARD CONDITIONS OF TENDER	 WHITE PINK PINK WHITE
PART T2	**RETURNABLE DOCUMENTS** SECTION T2.1: LIST OF RETURNABLE DOCUMENTS SECTION T2.2: RETURNABLE SCHEDULES	 YELLOW YELLOW
PART C: THE CONTRACT		
PART C1:	**AGREEMENT AND CONTRACT DATA** SECTION C1.1: FORM OF OFFER AND ACCEPTANCE SECTION C1.2: CONTRACT DATA SECTION C1.3: CONSTRUCTION GUARANTEE (PRO-FORMA) SECTION C1.4: OCCUPATIONAL HEALTH AND SAFETY AGREEMENT BETWEEN EMPLOYER AND CONTRACTOR	 WHITE YELLOW YELLOW WHITE
PART C2:	**PRICING DATA** SECTION C2.1: PRICING INSTRUCTIONS SECTION C2.2: BILLS OF QUANTITIES	 YELLOW YELLOW
PART C3:	**SCOPE OF WORKS** SECTION C3.1: PROJECT SPECIFICATIONS SECTION C3.2: OCCUPATIONAL HEALTH AND SAFETY SPECIFICATIONS SECTION C3.3: ENVIRONMENTAL MANAGEMENT PLAN AND SPECIFICATIONS	 BLUE BLUE BLUE
PART C4:	**SITE INFORMATION**	GREEN

CONTENT VOLUME 4

SECTION	HEADING	COLOUR
PART 1: TENDER DRAWINGS		
		WHITE (ALL)

THE TENDER

TABLE OF CONTENTS

Reference			Colour	Page No
Volume 1:				
THE TENDER				**1**
PART T1:	**TENDERING PROCEDURES**			3
Section T1.1:	Tender Notice and Invitation to Tender		White	4-6
Section T1.2:	Tender Data		Pink	7
	Section T1.2.1: Conditions of Tender		Pink	7
	Section T1.2.2: Tender Data		Pink	7-25
	Section T1.2.3: CIDB Standard Conditions of Tender		White	26-42
Volume 2:				
PART T2:	**RETURNABLE DOCUMENTS**			43
Section T2.1:	List of Returnable Documents		Yellow	44-46
Section T2.2:	Returnable Schedules		Yellow	47-111
Volume 3:				
PART C:	**CONTRACT**			112
Part C1:	Agreement and Contract Data		Yellow	114
	C1.1: Form of Offer and Acceptance		Yellow	115-118
	C1.2: Contract Data		Yellow	119-136
Part C2:	Pricing Data		Yellow	137
	C2.1: Pricing Instructions		Yellow	137-139
	C2.2: Bill of Quantities		Yellow	140-183
Part C3:	Scope of Work		Blue	184
	C3.1: Scope of Works		Blue	184-212
	C3.2: Occupational Health and Safety		Blue	213-313
	C3.3: Environmental Specifications		Blue	313-367
Part C4: Site Information			Green	368-369
Volume 4:				
Tender Drawings			White	370

PART T1: TENDERING PROCEDURES

For a proposed contract between

MUSINA LOCAL MUNICIPALITY

(the Employer)

and

(the Contractor)

SECTION T1.1: TENDER NOTICE AND INVITATION TO TENDER

FOR:

CONTRACTOR FOR THE CONSTRUCTION OF MABVETE COMMUNITY HALL

TENDER NO.: 15-2026/27

INVITATION AND SCOPE OF WORK:

The project entails CONTRACTOR FOR THE CONSTRUCTION OF MABVETE COMMUNITY HALL

CONDITIONS:

Bidders shall be registered with the Construction Industry Development Board (CIDB) and should have a minimum CIDB Contractor grading of 3**CE** or higher.

Preferential Procurement Policy Framework Act (PPPFA), Act no. 5 of 2000 and its associated Regulations of 2022. The **80/20** Preference Point system will be applied where a maximum of Eighty (80) tender adjudication points will be awarded for price and Twenty (20) points will be awarded for specific goals.

Tender Documents containing the Conditions of Tender will be available from the Cashier, Musina Civic Centre, 21 Irwin Street, **as from Wednesday, 02 October 2026, upon non-refundable fee of R 2 036.19, during officer hours (Monday to Friday form 8:00am to 15:00pm) or can alternatively be downloaded for free from e-Tender publication (www.etenders.gov.za) or on Musina Municipality website (www.musina.gov.za)**

Not Site Briefing for this tender.

THE CLOSING DATE OF THE BID WILL ON THE 28th OF OCTOBER 2026 at 11H00.

Tenders must remain valid for a period of **90 days** after the closing date for the submission of tenders, during which period a tender may not be amended or withdrawn and may be accepted at any time by the municipality.

The original and completed bid document shall be placed in a sealed envelope clearly marked:

CONSTRUCTION OF THE REMAINDER OF MABVETE COMMUNITY HALL

Tenders will be received on the closing date and time shown above. All tenders must be enclosed in sealed envelopes bearing the applicable tender heading and contract number, as well as the closing time and due date, and must be addressed to the **ACTING MUNICIPAL MANAGER: MUSINA LOCAL MUNICIPALITY**, and must be submitted in the tender box situated at:

SUBMITTING OF TENDERS – PLEASE NOTE: TENDERS CAN ONLY BE SUBMITTED IN THE TENDER BOX IN MUSINA LOCAL MUNICIPALITY, RECEPTION AREA AT MUNICIPALITY CIVIC CENTRE IN 21 IRWIN STREET.

Tenders will be received on the closing date and time shown above. All tenders must be enclosed in sealed envelopes bearing the applicable tender description and tender number, as well as the closing time and due date, and must be deposited in the tender box at the reception area of the Municipal Civic Centre in 21 Irwin Street.

No telephonic or any other form of communication relating to this bid will be permitted with any other staff by bidders other than with the named individuals stated below.

All enquiries regarding this bid must be directed to:

ENQUIRIES – TECHNICAL RELATED:

Sizeya Consulting Engineers

Mr RR Ravele

Tel: (015) 291 1020
Fax: (015) 295 7756

Email: info@sizeya.co.za

Musina Local Municipality

Mr. M. Nemudzivhadi

Cell: 063 686 7546

Email: mukondelelin@musina.gov.za

ENQUIRIES – SUPPLY CHAIN RELATED:

Musina Local Municipality

Ms. Mary Siziba

Tel: N/A
Fax: N/A

E-mail: marys@musina.gov.za

No late submissions will be considered. Telegraphic, telexed, facsimiled or e-mailed submissions will not be accepted. Failure to meet the **mandatory requirements** required in this Bid will result in disqualification of the bid and shall be considered non-responsive.

TENDER BOX INFORMATION

TENDER NO.: 15-2026/27

CLOSING DATE: 28TH OCTOBERT 2026, AT MUSINA LOCAL MUNICIPALITY OFFICES NOT LATER THAN 11:00AM

YOU ARE HEREBY INVITED TO BID TO THE GOVERNMENT OF THE REPUBLIC OF SOUTH AFRICA (MUSINA LOCAL MUNICIPALITY)

TENDERS RECEIVED AFTER THE CLOSING TIME AND DATE ARE LATE AND WILL AS A RULE NOT BE ACCEPTED FOR CONSIDERATION.

SUBMIT ALL BIDS ON THE OFFICIAL FORMS - DO NOT RETYPE

Bid documents **must** be deposited in the box which is identified as the bid box :

MUSINA LOCAL MUNICIPALITY CIVIC CENTRE, RECEPTION AREA IN 21 IRWIN STREET.

Tenders will be received on the closing date and time shown above. All tenders must be enclosed in sealed envelopes bearing the applicable tender description and tender number, as well as the closing time and due date, and must be deposited in the tender box at the reception area of the Municipal Civic Centre in 21 Irwin Street.

THE BID BOX OF THE OFFICE OF THE MUSINA LOCAL MUNICIPALITY IS OPEN DURING WORKING HOURS BETWEEN 8:00AM AND 16:30PM, 5 DAYS A WEEK INCLUDING WEEKENDS ON CONSULTATION WITH THE SECURITY AT THE RECEPTION AREA. THE BID BOX WILL BE CLOSED ON THE CLOSING TIME OF BIDS WHICH IS 11h00AM

BIDDERS SHOULD ENSURE THAT BIDS ARE DELIVERED TIMEOUSLY TO THE CORRECT ADDRESS

SUBMIT EACH BID IN A SEPARATE SEALED ENVELOPE

***Note:** Any reference to words “Bid” or “Bidder” herein and/or in any other documentation shall be constructed to have the same meaning as the words “Tender” or “Tenderer”

1.2.TENDER DATA

SECTION T1.2.1. CONDITIONS OF TENDER

The conditions of tender are the CIDB Standard Conditions of Tender July 2015 in Section T1.2.3. and Adjustments to Tender Value ranges in Terms of the CIDB Regulation, 2015(As Amended) issued in August 2019.

The Standard Conditions of Tender make several references to the Tender Data for details that apply specifically to this tender. The Tender Data shall have precedence in the interpretation of any ambiguity or inconsistency between it and the Standard Conditions of Tender.

Each item of data given below is cross-referenced to the clause in the Standard Conditions of Tender July 2015 to which it mainly applies.

SECTION T1.2.2. TENDER DATA

The clause numbers in the Tender Data refer to the corresponding clause numbers in the Conditions of Tender.

The additional Conditions of Tender are:

ITEM		**DATA**
F.1	**GENERAL**	**ADDITION OR VARIATION TO STANDARD CONDITION OF TENDER**
F.1.1	**Actions**	The Employer is the "Musina Local Municipality". The term "bid" in the context of this standard is synonymous with terms "tender".
F.1.2	**Tender Documents**	This document **(Volume 1 & 2)** in which are bound the Tendering Procedures, Returnable Documents, Agreements and Contract Data, Pricing Data, Scope of Works, Site Information and Drawings
F.1.3	**Interpretation**	Add the following new clause: "1.3.3" The tender documents have been drafted in English. The contract arising from the invitation of tender shall be interpreted and construed in English.
F.1.4	**Communication and Employer's Agent:**	
	Municipality Representative	**Contact Person**: Mr. Nemudzivhadi M, **Cell:** 063 686 7546, **email**: mukondelelin@musina.gov.za
	The *Client's Principal Agent* is:	**Company :** Sizeya Consulting Engineers **Contact :** Mr. RR Ravele **Address :** 06 Hans van Rensburg, Office No. 14, Polokwane, 0700 **Tel No.** 015 291 1020 **Tel No.** 015 291 1020 **Fax No. :** N/A **E-mail :** info@sizeya.co.za

F.2	TENDERER'S OBLIGATIONS ADDITION OR VARIATION TO STANDARD CONDITION OF TENDER	
F.2.1	**Eligibility:**	Only those Tenderers who are registered with the CIDB, or are capable of doing so prior to the evaluation of submissions in a contractor grading designation equal to **3CE or higher than a contractor grading designation determined in accordance with the sum tendered for 3CE or Higher Class of construction work, are eligible to submit tenders.** Joint ventures are eligible to submit tenders provided that they comply with all three of the following conditions: 1. Every member of a joint venture is registered with the CIDB. 2. The lead partner has a contractor grading designation of **lower than one level below** the required grading designation of **3CE OR HIGHER** of construction work. 3. The combined contractor grading designation calculated in accordance with the Construction Industry Development Regulations is equal to or higher than a contractor designation determined in accordance with the sum tendered for an **3CE** or higher class of construction work, is eligible to submit tenders.
F.2.2	**Cost of Tendering:**	Add the following to the clause: "Accept that the Employer will not compensate the tenderer for any costs incurred in attending interviews in the office of the Employer or the Employer's Agent."
F.2.5	**Reference documents:**	● The Occupational Health and Safety Act No 85 and Amendment Act No 181 of 1993, and the Construction Regulations 2014 (Government Gazette No 37305 of 07 February, 2014, Notice No R10113). This document is obtainable separately, and Tenders shall obtain their own copies. ● COVID 19 occupational Health and Safety measures in workplaces COVID-19 (C19 OHS),2020 ● Joint Building Contracts Committee (Edition 6.2 - 2018). (Contractor/Bidder Must Purchase two(2) Copies of the JBCC as prescribed. ● Civil Engineering Quantities 2017 (ISBN 9781776172422) ● SANS 1921-1: 2018 parts 1,2, & 3 and Construction & Management requirements for works contract. ● SABS 0400-1990 ● The standard specifications for civil engineering construction (SANS 1200). This document is available separately from the South African bureau of standards and tenderers shall obtain their own copy. ● Ministerial Determination 4: Expanded Public Works Programmes Regulation Gazette No. 9745, Dated 4 May 2012, No 35310 or latest. ● Musina Municipal Supply Chain Management (SCM) Policy ● Other referenced standards are listed on the scope of works sections Tenderers, Contractors and Sub-contractors shall obtain their own copies of this document for tendering purposes and for use for the duration of the Contract
F.2.7	**Clarification meeting:**	No Clarification meeting for this tender

F.2.8	**Seek clarification:**	"Request clarification of the tender documents, if necessary, by notifying the Employer's Official or the Employer's Agent indicated in the Tender Notice and Invitation to Tender in writing at least **5 (five) working days** before the closing time stated in the foregoing notice and clause 2.15."

F.2	**TENDERER'S OBLIGATIONS ADDITION OR VARIATION TO STANDARD CONDITION OF TENDER**	
F.2.9	**Insurance:**	Add the following to the clause: "Accept that the submission of a Tender shall be construed as an acknowledgement by the Employer that he/she is satisfied with the insurance cover that the Contractor will have to effect Contract Works Insurance to be limited to the Tender amount including VAT, and Public Liability to be limited to R 1 000 000 under the contract The Employer will not provide for any insurance as it will be provided for by the Contractor.
F.2.11	**Alterations to documents:**	**Add the following to the clause:** **"In the event of mistakes having been made on the prices inclusive of VAT it must be crossed out in ink at each and every price alteration on the form of offer and be accompanied by an initial".** Corrections in terms of price must not be made by means of a correction fluid such as Tipp-Ex or similar product. If correction fluid has been used on any specific item price, such item will not be considered. No correction fluid must be used in a Bill of Quantities where prices are calculated to arrive at a total amount. If correction fluid has been used the Tender as a whole will not be considered. Tampering with or taking apart the bound document is strictly prohibited. **All additional documentation must be stapled into the tender document or attached in a separate file."** **The municipality will reject the bid if the above conditions are not adhered to.**
F.2.13	**Submitting a tender offer**	
	F.2.13.1	Each Tenderer is required to return the complete set of documents as listed in the Tender Data with all the required information supplied and completed in all respects.
	F.2.13.2	Return all returnable documents to the employer after completing them in their entirety, by writing legibly in non-erasable ink. Failure to adhere to this the bid will be disqualified.
	F.2.13.3	Submit the parts of the tender offer communicated on paper as an original plus the number of copies stated in the tender data, with an English translation of any documentation in a language other than English.

F.2	TENDERER'S OBLIGATIONS ADDITION OR VARIATION TO STANDARD CONDITION OF TENDER	
	F.2.13.4	Add the following to the clause: "Only duly authorized signatories must sign the original and all copies of the tender offer where required in terms of 2.13.3. In the case of a **ONE-PERSON CONCERN** submitting a tender, this shall be clearly stated on the company letter head. In case of a **COMPANY** submitting a tender, include a copy of a resolution by its board of directors authorizing a director or other official of the company to sign the documents on behalf of the company. In the case of a **CLOSED CORPORATION** submitting a tender, include a copy of a resolution by its members authorizing a member or other official of the corporation to sign the documents on each member's behalf. In the case of a **PARTNERSHIP** submitting a tender, all the partners shall sign the documents, unless one partner or a group of partners has been authorized to sign on behalf of each partner, in which case proof of such an authorization shall be included in the Tender. In the case of a **JOINT VENTURE** submitting a tender, must include a resolution by its members authorizing a member of the Joint Venture to sign the documents on behalf of the Joint Venture." **Accept that failure to submit proof of Authorization to sign the tender shall result in a Tender Offer being regarded as non-responsive**
	F.2.13.5	The Employer's address for delivery of tender offers: **MUSINA LOCAL MUNICIPALITY** **21 IRWIN STREET MUSINA** **0900** **SUBMITTING OF TENDERS – PLEASE NOTE: TENDERS CAN ONLY BE SUBMITTED IN THE TENDER BOX IN MUSINA LOCAL MUNICIPALITY, RECEPTION AREA AT THE CIVIC CENTRE**
	F.2.13.6	A two-envelope procedure will NOT be followed.
	F.2.13.9	Telephonic, telegraphic, telex, facsimile or e-mailed tender offers will not be accepted.

F.2	TENDERER'S OBLIGATIONS ADDITION OR VARIATION TO STANDARD CONDITION OF TENDER	
F.2.14	**Information and Data to be completed in all respects:**	Add the following to the clause: "Accept that the Employer shall in the evaluation of tenders take due account of the Tenderer's past performance in executing for similar works of comparable magnitude, and the degree to which he possesses the necessary technical, financial and other resources to enable him to complete the Works successfully within the contract period. Satisfy the Employer and Principal Agent as to his ability to perform and complete the Works timeously, safely and with satisfactory quality, by furnishing details in **Section T2.2**. Accept that the Employer is restricted in accordance with clause 4. (4) of the construction Regulations, 2014, to only appoint a contractor whom he is satisfied has the necessary competencies and resources to carry out the work safely.
F.2.15	**Closing time:**	The closing date and time for submission of tender offers is as stated in the Tender Notice and Invitation to Tender.
F.2.16	**Tender offer validity:**	The tender offer validity period is **90** days. Add the following to the clause: "If the tender validity expires on a Saturday, Sunday or public holiday, the Tender Offer shall remain valid and open for acceptance until the closure of business on the following working day."
F.2.17	**Clarification of tender offer after submission**	The Tenderer shall provide clarification of a tender offer in response to a request to do so from the employer during the evaluation of arithmetical errors by the adjustment of certain rates or items prices (or both). No change in the competitive position of tenderers or substance of the tender offer is sought, offered, or permitted.
F.2.18	**Provide other material**	The Tenderer shall provide, on request by the employer, any other material that has a bearing on the tender offer, the tenderer's commercial position (including notarized joint venture agreements), preferencing arrangements, or samples of materials, considered necessary by the employer for the purpose of a full and fair risk assessment. Should the tenderer not provide the material, or a satisfactory reason as to why it cannot be provided, by the time for submission stated in the employer's request, the employer may regard the tender offer as non-responsive.
F.2.19	**Inspections, tests and analysis:**	The Tenderer must provide access during working hours to his premises for inspections on request.
F.2.20	**Submit securities, bonds and policies:**	If requested, submit for the employer's acceptance before formation of the contract, all securities, bonds, guarantees, policies and certificates of insurance required in terms of the conditions of contract identified in the contract data.

F.2	**TENDERER'S OBLIGATIONS ADDITION OR VARIATION TO STANDARD CONDITION OF TENDER**	
F.2.23	**Certificates:**	The following certificates/ information may be provided with the tender offer: a) Copy of Certificate of Incorporation (if tenderer is a Company), e.g. CM1, CM29, or CM44 b) Copy of Founding Statement (if tenderer is a Closed Corporation), e.g. CK1, or CK2 c) Copy of Partnership Agreement (if tenderer is a Partnership) d) Copy of Identity Document (if tenderer is a One-man concern) e) Copy of Deed of Trust (If a trust is involved).
ADD THE FOLLOWING NEW CLAUSES:		
"2.24	**Canvassing and obtaining of additional information by tenderers:**	Accept that no Tenderer shall make any attempt either directly or indirectly to canvass any of the Employers officials or the Employer's agent in respect of his tender, after the opening of the tenders, but prior to the Employer arriving at a decision thereon. No Tenderer shall make any attempt to obtain particulars of any relevant information, other than that disclosed at the opening of tenders."
"2.26	**Awards to close family members of persons in the service of the state**	In order to adjudicate fairness or eligibility, the questionnaire for the declaration of interests in the tender of persons in service of state in **Section T2.26 – Form F** must be completed."

Contractor	Witness 1	Witness 2	Employer	Witness 1	Witness 2

F.2	TENDERER'S OBLIGATIONS ADDITION OR VARIATION TO STANDARD CONDITION OF TENDER	
"2.28	**TAX**	Bidders must ensure compliance with their tax obligations. Bidders are required to submit their unique personal identification number (PIN) issued by SARS to enable the organ of state to view the taxpayer's profile and tax status. Application for tax compliance status (TCS) or pin may also be made via e-filing in order to use this provision, taxpayers will need to register with SARS as e-filers through the website www.sars.gov.za. Bidders may also submit a printed TCS together with the bid. In bids where Consortia / Joint Ventures / Sub-contractors are involved; each party must submit a separate proof of TCS / PIN / CSD number. Where no TCS is available but the bidder is registered on the central supplier database (CSD), a CSD number must be provided.
"2.29	**CSD –National Treasury Central Supplier Database (CSD) Registration**	Bidders must register on the central supplier database (CSD) to upload mandatory information namely: (business registration/ directorship/ membership/identity numbers; tax compliance status; and banking information for verification purposes, gender, race, age, disability status(medical certificate will be required as certified copy).
"2.30	**Tender Participation Goals**	It is a requirement of this contract that work be executed in such a manner so as to maximize the use of local labour intensive construction methods. Local labour target: ● 100% target is to be achieved on employment of unskilled local labour ● The target for local is unskilled labourers is **10** The contractor must submit monthly labour reports to the client. Contractors to adhere to the minimum labour rates as stipulated by the Department of Labour. Contractors to ensure that **Section T2.2.20 - Form T**, must be completed. In case where the contractor has not completed the form at close of tender, client must request the contractor to complete the form, failure by the contractor to conform to client's request will be seen as being non-compliance

F.3	**THE EMPLOYER'S UNDERTAKINGS ADDITION OR VARIATION TO STANDARD CONDITION OF TENDER**	
F.3.1	**Respond to requests from the Tenderer:**	Replace the contents of the clause with the following: "Respond to a request for clarification received up to three (3) working days before the tender closing time stated in the tender data and notify all Tenderers who drew procurement documents"
F.3.2	**Issue Addenda:**	If necessary, issue addenda that may amend or amplify the tender documents to each tenderer during the period from the date that tender documents are available until **five (5) working days before the tender closing time** stated in the Tender Data. If, as a result, a tenderer applies for an extension to the closing time stated in the Tender Data, the Employer may grant such extension and, shall then notify all tenderers who drew documents.
F.3.3	**Return late tender offers**	Return tender offers received after the closing time stated in the Tender Data, unopened, (unless it is necessary to open a tender submission to obtain a forwarding address), to the tenderer concerned.
F.3.4	**Opening of tender submissions:**	The closing date and time for receipt of tenders is: **28th October 2026 at 11H00** Tenders will be received on the closing date and time shown, must be enclosed in a sealed envelope bearing the applicable tender heading and contract number, as well as the closing time and due date, and must be addressed to the: **ACTING MUNICIPAL MANAGER** **MUSINA LOCAL MUNICIPALITY** Tenders must be submitted in the tender box situated in **Musina – Physical Address):** **MUSINA LOCAL MUNICIPALITY** **MUNICIPAL CIVIC CENTRE RECEPTION, 21 IRWIN STREET** **MUSINA** **0900** Only tenders submitted to this tender box will be opened/ considered. Valid tender submissions shall be opened in the presence of tenderers' agents who choose to attend at the time and place stated in the tender data. Tender submissions for which acceptable reasons for withdrawal have been submitted will not be opened.

F.3.5	**Arithmetic Errors**	Should there be a discrepancy between the amount in words and the amount in figures then the amount in figures shall govern. The Employer reserves the right to correct arithmetical or other errors in the extension of rates and totals in the tender. Tendered rates will not be adjusted when correcting such errors, however in exceptional cases the Employer reserves the right to correct a tendered rate where the error was obviously not a result of incorrect arithmetic but rather the result of a writing or other error, confirmed in writing by the Tenderer. The total tendered offered amount shall not be adjusted when correcting errors and the rates of sections or items affected shall be subjected to error correction. No other items without errors shall not be adjusted as per clause 6.8.1 of the GCC 2015 3rd Edition. The so called “rates balancing” which entail changing tendered rates to new rates is not permitted in this contract.

F.3	**THE EMPLOYER'S UNDERTAKINGS ADDITION OR VARIATION TO STANDARD CONDITION OF TENDER**	
F.3.6	**Evaluation of Tenders:**	Tenders will be evaluated in terms of the evaluation criteria stipulated: a) Prequalification criteria (Mandatory returnable) • Printed the electronic Tender Document based on the prescribed colour coding as specified on the **Table of Content** • All Pages of the Bid document must be initialed. • Company Registration certificate (CK) must indicate the Directorship or ownership • Proof of registration with CIDB attached and relevant grading to be attached, If JV, the bidder must submit JV and calculated grading as per CIDB system • Certified Valid Builder NHBRC Certificate • Compulsory enterprise questionnaire completed • Latest certified annual Financial Statements of company) • Letter of authority for signatory for the contract. • Letter of intent of contract performance guarantee • Letter of Intent of Contract for Insurance of Works and Public Liability • Compliant/valid tax status pin issued by SARS. If JV both parties must submit • Letter of good standing (COIDA) From Department of Labour (RSA), Original Certified Copy • Form of offer/contract form must be completed and signed Other documents that may be used Copy of Municipal rates and taxes statement (Municipal bill) account not older than three months for all directors and the company. If the statement of municipal rate is not in the name of bidder and all directors of company, an affidavit from SAPS must be attached indicating that the company and directors does not own any property and that they do not owe any municipal rates and taxes or municipal charges to any other municipality for more than three months. If renting attach valid/lease agreement and latest three months proof of rental payment. If staying in rural areas attach letter from traditional authority not older than 3 months for the company and all directors also stating that there are no rates and taxes payable in the area. Kindly note that the address that will be considered will be the address as reflected on the company registration document(attach company registration document for verification) and should be reflected as preferred address on the CSD registration report. • Attach comprehensive report Central Supplier Database (CSD) report with owner information • Signed J/V agreement must be attached (Where applicable) • Completed And Signed All MBD Forms As Per The Document • Are all addenda issued completed and returned (if applicable)? • Attach three Valid/Authentic Copies of previous relevant experience appointment letters and completion certificate.

		• Are certified copies of certified qualification; ID; professional registration certificates and CV including SAQA certificate for foreign key personnel? – All Copies of qualifications, ID and Professional registrations certificates must be original certified. (b) Mandatory requirements to assess bidders 'ability to execute the scope of works/contract (b) Financial offer (c) Weighting or scoring of specific goals The tender evaluation method to evaluate all responsive tender offers will be Method 2.

MANDATORY REQUIREMENTS TO ASSESS BIDDERS'ABILITY TO EXECUTE THE SCOPE OF WORKS/CONTRACT

1. **A. Company's Experience & References**

No.	**Target goals** Three (03) or more largest completed Renovations and/or New Building projects with appointment letter, completion certificate, letter/certificate confirming end of defects liability period and reference letter attached. The assessment of submission will be assessed as follows:	**Number required by organ of state**	**Number of Project submitted by tenderer**
1.	Completed projects with value of between R 1 Million to R 2 Million	1	
2.	Completed projects with value of between R 2,1 Million to R 3 Million	1	
3.	Completed projects with value of more than R 3 Million	1 or more	

NB: Please attach minimum of three (3) valid/authentic letter of appointments, Completion Certificates and Reference letters from the Client.

NB: Completion certificates must be signed by all parties namely: the Employer, Engineer and the contractor.

2. **Representative experience(For the full team required refer to the returnable document section T2.2.20**

No.	**Target goal** (attach Valid original Certified copy of ID, Qualifications including SAQA certificates(for foreign Qualifications, SAPS affidavit confirming that the employee is employed by the tendering entity).	**Minimum Number of Personnel**
1	N6 Certificate in Civil engineering	1
2.	National diploma: civil engineering + 1 to 5 yrs. experience in civil engineering	1
3.	National diploma with structural/ civil engineering more than 5 yrs experience	1

Contractor	Witness 1	Witness 2	Employer	Witness 1	Witness 2

Note: Project organogram of the project team must be attached. Curriculum vitae with certified copies of qualifications and contact details should be attached to the tender document for verification by the clients. NB foreign qualifications certified copies from SAQA must also be attached.

3. Banking Rating

No	Target goals	Rating
1	Banking rating "C" or higher	**Attach Proof**

4. Plants & Equipment

No.	Target goals	Number of Plant/Equipment
1.	2 X Tipper Truck	
2.	1 X Water tanker	
3.	1xWalk-Behind Roller Compactor	
	SUBTOTAL: Plant & equipment	

Please Note:

a) Proof of ownership to be submitted with tender(e-natis report). If plant/trucks/equipment will be hired, a signed letter from plant Hire Company confirming availability to the service provider for this particular contract and the proof of valid hirer ownership documents showing that the company intending to hire the machine to the tenderer owns the machines/trucks/equipment.
b) The proof of ownership for item 1,2 should be accompanied by the copy of traffic department annual renewal certificate with the disc

Point for price and specifigoals will be allocated as follows :

a) PRICE;

b) SPECIFIC GOAL OF CONTRIBUTOR

Preferential Elements	**20 Points**
Specific goals	**Number of Points**
Points for HDI status at least 51% Black owned)	10
Points for 51% Women's Equity	4
Points for black person with Disability	3
Points for 51% owned Youth firm	3
Form not completed or submitted	0
TOTAL B	20

THE MAXIMUM POINTS FOR THIS BID ARE ALLOCATED AS FOLLOWS:

	POINTS
PRICE	80
SPECIFIC GOAL OF CONTRIBUTOR	20
Total points for Price and Specific Goal must not exceed	**100**

Note: The bidder must submit a CSD number or CIPC documents indicating share ownership or directorship of the company or a comprehensive CSD report which must indicate the names of the owners, their gender, race, age, whether there is a person living with disability or not (Medical certificate will be used to verify the disability status of the bidder).

F.3.11	**Evaluation of tenders:**	All bids will be evaluated and adjudicated in terms of Supply Chain Management regulations, Musina Local Municipality Supply Chain Policy and the Preferential Procurement Regulation of 2022. b. Assessment Criteria First stage Mandatory requirements to assess each bidder's ability to execute the scope of work/ contract and all other requirements as specified in the bid document Second stage Price and preference point system 80/20 preferential point system will apply Price 80 Specific goals 20 Total 100 Points will be allocated for specific goals in the following manner Designated groups Number of Points: (20) § Points for HDI status (At least 51% Black owned) 10 § Points for 51% Women's Equity =4 § Points for black person with Disability =3 § Points for 51% owned Youth firm =3 Form not completed or submitted =0 The bidder must submit a CSD number or CIPC documents indicating share ownership or directorship of the company or a comprehensive CSD report which must indicate the names of the owners, their gender, race, age, whether there is a person living with disability or not (Medical certificate will be used to verify the disability status of the bidder

F.3.13	**Acceptance of tender offer:**	A Tender Offer will only be accepted on condition that they comply with Supply Chain Management Regulations and Municipal Finance Management Act,
F.3.17	**Provide copies of the contract**	One signed copy of the contract shall be provided by the Employer to the successful Tenderer.

F.4	**ADDITIONAL CONDITIONS OF TENDER**
The additional conditions of Tender are:	
F.4.1	**Compliance with Occupational Health and Safety Act 1993** Tenderers are to note the requirements of the Occupational Health and Safety Act No. 85 of 1993 and the Construction Regulations 2014 issued in terms of Section 43 of the Act. The Tenderer shall be deemed to have read and fully understood the requirements of the above Act and Regulations and to have allowed for all costs in compliance therewith. In this regard the **Contractor** is required to comply with the Occupational Health and Safety Specification which forms part of this tender document and shall submit but not limited to, a detailed Health and Safety Plan in respect of the Works in order to demonstrate the necessary competencies and resources to perform the construction work all in accordance with the Act and Regulations. Such Health and Safety Plan shall cover inter-alia the following details: (1) Management Structure, Site Supervision and Responsible Persons including a succession plan. (2) Contractor's induction training program for Employees, Sub-contractors and Visitors to the Site. (3) Health and safety precautions and procedures to be adhered to in order to ensure compliance with the Act, Regulations and Safety Specifications. (4) Regular monitoring procedures to be performed. (5) Regular liaison, consultation and review meetings with all parties. (6) Site security, welfare facilities and first aid. (7) Site rules and fire and emergency procedures. (8) COVID 19 Management Plan.
	Tenderers are to note that the Contractor is required to ensure that all Sub-contractors or others engaged in the performance of the Contract also comply with the above requirements. The Contractor shall prepare and maintain a Health and Safety File in respect of the project, which shall be available for inspection on Site at all times and handed over to the Employer on Final Completion of the project. The Contractor is required to submit to the Employer the Occupational Health and Safety Agreement (included **in Part C1.4** of the Contract Document) and a letter of good standing from the Compensation Commissioner, or a licensed compensation insurer, within 14 days after the Commencement Date of the Contract.

F.4.2	**Community Liaison Officer** It is a requirement of the Contract that a Community Liaison Officer (CLO) be appointed by the Contractor. The primary functions of the CLO shall be to assist the Contractor with the selection and recruitment of targeted labour, to represent the local community in matters concerning the use of targeted labour (and/or enterprises) on the works, and to assist with and facilitate communication between the Contractor, the Principal Agent and the local communities. The method of identifying suitable candidates for the position of CLO, as well as requirements in respect of the employment of the selected candidate, are described in **Part C3.3.2: Scope of Work**.
EPWP	Only those tenderers who can demonstrate that they will have in their employ management and supervisory staff satisfying the requirement of the scope of work for labour-intensive competencies for supervisory and management staff during the validity of the contract are eligible to submit tenders. The tenderer must submit to the Employer, names of all management and supervisory staff that will be employed to supervise the labour-intensive portion of the works together with satisfactory evidence that such staff members satisfy eligibility requirements.

CIDB STANDARD CONDITIONS OF TENDER

SECTIONT1.2.3: CIDB STANDARD CONDITIONS OF TENDER

As published in Annex F of the CIDB Standard for Uniformity in Construction Procurement in Board Notice 136 Government Gazette No 38960 of 10 July 2015 and Amendments Thereafter.

TABLE OF CONTENTS

1. GENERAL 30

1.1. Actions 32
1.2. Tender Documents 30
1.3. Interpretation 30
1.4. Communication and Employer's agent 31
1.5. Cancellation and Re-Invitation of Tenders 31
1.6. Procurement procedures 31

2. TENDERER'S OBLIGATIONS 33

2.1. Eligibility 33
1.2. Cost of tendering 33
1.3. Check documents 33
1.4. Confidentiality and copyright of documents 33
1.5. Reference documents 33
1.6. Acknowledge addenda 33
1.7. Clarification meeting 33
1.8. Seek clarification 34
1.9. Insurance 34
1.10. Pricing the tender offer 34
1.11. Alterations to documents 34
1.12. Alternative tender offers 34
1.13. Submitting a tender offer 34
1.14. Information and data to be completed in all respects 35
1.15. Closing time 35
1.16. Tender offer validity 35
1.17. Clarification of tender offer after submission 36
1.18. Provide other material 36
1.19. Inspections, tests and analysis 36
1.20. Submit securities, bonds, policies, etc. 36
1.21. Check final draft 36
1.22. Return of other tender documents 36
1.23. Certificates 36

3. THE EMPLOYER'S UNDERTAKINGS 37

3.1. Respond to requests from the tenderer 37
1.2. Issue Addenda 37
1.3. Return late tender offers 37
1.4. Opening of tender submissions 37

Contractor	Witness 1	Witness 2	Employer	Witness 1	Witness 2

1.5. Two-envelope system 37
1.6. Non-disclosure 38
1.7. Grounds for rejection and disqualification 38
1.8. Test for responsiveness 38
1.9. Arithmetical errors, omissions and discrepancies 38
1.10. Clarification of a tender offer 39
1.11. Evaluation of tender offers 39

1. GENERAL

1.1. Actions

F.1.1.1 The Employer and each tenderer submitting a tender offer shall comply with these conditions of tender. In their dealings with each other, they shall discharge their duties and obligations as set out in F.2 and F.3, timeously and with integrity, and behave equitably, honestly and transparently, comply with all legal obligations and not engage in anticompetitive practices.

F.1.1.2 The Employer and the tenderer and all their agents and employees involved in the tender process shall avoid conflicts of interest and where a conflict of interest is perceived or known, declare any such conflict of interest, indicating the nature of such conflict. Tenderers shall declare any potential conflict of interest in their tender submissions. Employees, agents and advisors of the Employer shall declare any conflict of interest to whomever is responsible for overseeing the procurement process at the start of any deliberations relating to the procurement process or as soon as they become aware of such conflict, and abstain from any decisions where such conflict exists or recuse themselves from the procurement process, as appropriate.

Note:

1) A conflict of interest may arise due to a conflict of roles which might provide an incentive for improper acts in some circumstances. A conflict of interest can create an appearance of impropriety that can undermine confidence in the ability of that person to act properly in his or her position even if no improper acts result.
2) Conflicts of interest in respect of those engaged in the procurement process include direct, indirect or family interests in the tender or outcome of the procurement process and any personal bias, inclination, obligation, allegiance or loyalty which would in any way affect any decisions taken.

F.1.1.3 The Employer shall not seek and a tenderer shall not submit a tender without having a firm intention and the capacity to proceed with the contract.

1.1. Tender Documents

The documents issued by the Employer for the purpose of a tender offer are listed in the tender data.

1.2. Interpretation

F.1.3.1 The tender data and additional requirements contained in the tender schedules that are included in the returnable documents are deemed to be part of these conditions of tender.

F.1.3.2 These conditions of tender, the tender data and tender schedules which are only required for tender evaluation purposes, shall not form part of any contract arising from the invitation to tender.

F.1.3.3 For the purposes of these conditions of tender, the following definitions apply:

a) **conflict of interest** means any situation in which:

i) someone in a position of trust has competing professional or personal interests which make it difficult to fulfill his or her duties impartially.

ii) an individual or organization is in a position to exploit a professional or official capacity in some way for their personal or corporate benefit.

iii) incompatibility or contradictory interests exist between an employee and the organization which employs that employee.

b) **comparative offer** means the tenderer's financial offer after all tendered parameters that will affect the value of the financial offer have been taken into consideration in order to enable comparisons to be made between offers on a comparative basis.

c) **corrupt practice** means the offering, giving, receiving or soliciting of anything of value to influence the action of the Employer or his staff or agents in the tender process.

d) **fraudulent practice** means the misrepresentation of the facts in order to influence the tender process or the award of a contract arising from a tender offer to the detriment of the Employer, including collusive practices intended to establish prices at artificial levels.

e) **organization** means a company, firm, enterprise, association or other legal entity, whether incorporated or not, or a public body.

f) **quality (functionality)** means the measurement according to the predetermined norms of a service or commodity designed to be practical and useful, working or operating, considering quality, reliability, viability and durability of a service and technical capacity and ability of a tenderer.

1.4. Communication and Employer's Agent

Each communication between the Employer and a tenderer shall be to or from the Employer's agent only, and in a form that can be readily read, copied and recorded. Communications shall be in the English language. The Employer shall not take any responsibility for non-receipt of communications from or by a tenderer. The name and contact details of the Employer's agent are stated in the tender data.

1.5. Cancellation and Re-Invitation of Tenders

F.1.5.1 An organ of state may, prior to the award of the tender, cancel a tender if-

a) due to changed circumstances, there is no longer a need for the services, works or goods requested; or

b) funds are no longer available to cover the total envisaged expenditure; or
c) no acceptable tenders are received.

F.1.5.2 The decision to cancel a tender must be published in the CIDB website and in the government Tender Bulletin for the media in which the original tender invitation was advertised.

1.6. Procurement procedures

F.1.6.1 General

Unless otherwise stated in the tender data, a contract will, subject to F.3.13, be concluded with the tenderer who in terms of F.3.11 is the highest ranked or the tenderer scoring the highest number of tender evaluation points, as relevant, based on the tender submissions that are received at the closing time for tenders.

F.1.6.2 Competitive negotiation procedure

F.1.6.2.1 Where the tender data require that the competitive negotiation procedure is to be followed, tenderers shall submit tender offers in response to the proposed contract in the first round of submissions. Notwithstanding the requirements of F.3.4, the Employer shall announce only the names of the tenderers who make a submission.

The requirements of F.3.8 relating to the material deviations or qualifications which affect the competitive position of tenderers shall not apply.

F.1.6.2.2 All responsive tenderers, or not less than three responsive tenderers that are highest ranked in terms of the evaluation method and evaluation criteria stated in the tender data, shall be invited in each round to enter into competitive negotiations, based on the principle of equal treatment and keeping confidential the proposed solutions and associated information. Notwithstanding the provisions of F.2.17, the Employer may request that tenders be clarified, specified and fine-tuned in order to improve a tenderer's competitive position provided that such clarification, specification, fine-tuning or additional information does not alter any fundamental aspects of the offers or impose substantial new requirements which restrict or distort competition or have a discriminatory effect.

F.1.6.2.3 At the conclusion of each round of negotiations, tenderers shall be invited by the Employer to make a fresh tender offer, based on the same evaluation criteria, with or without adjusted weightings. Tenderers shall be advised when they are to submit their best and final offer.

F.1.6.2.4 The contract shall be awarded in accordance with the provisions of F.3.11 and F.3.13 after tenderers have been requested to submit their best and final offer.

F.1.6.3 Proposal procedure using the two stage-system

F.1.6.3.1 **Option 1**

Tenderers shall in the first stage submit technical proposals and, if required, cost parameters around which a contract may be negotiated. The Employer shall evaluate each responsive submission in terms of the method of evaluation stated in the tender data, and in the second stage negotiate a contract with the tenderer scoring the highest number of evaluation points and award the contract in terms of these conditions of tender.

F.1.6.3.2 **Option 2**

F.1.6.3.2.1 Tenderers shall only submit technical proposals in the first stage. The Employer shall invite all responsive tenderers to submit tender offers in the second stage, following the issuing of procurement documents.

F.1.6.3.2.2 The Employer shall evaluate tenders received during the second stage in terms of the method of evaluation stated in the tender data, and award the contract in terms of these conditions of tender.

2. TENDERER'S OBLIGATIONS

2.1. Eligibility

F.2.1.1 Submit a tender offer only if the tenderer satisfies the criteria stated in the tender data and the tenderer, or any of his principals, is not under any restriction to do business with Employer.

F.2.1.2 Notify the Employer of any proposed material change in the capabilities or formation of the tendering entity (or both) or any other criteria which formed part of the qualifying requirements used by the Employer as the basis in a prior process to invite the tenderer to submit a tender offer and obtain the Employer's written approval to do so prior to the closing time for tenders.

2.2. Cost of tendering

F2.2.1 Accept that, unless otherwise stated in the tender data, the Employer will not compensate the tenderer for any costs incurred in the preparation and submission of a tender offer, including the costs of any testing necessary to demonstrate that aspects of the offer comply with requirements.
F2.2.2 The cost of the tender documents charged by the employer shall be limited to the actual cost incurred by the employer for printing documents. Employers must attempt to make available the tender documents on its website so as not to incur any costs pertaining to the printing of the tender documents.

2.3. Check documents

Check the tender documents on receipt for completeness and notify the Employer of any discrepancy or omission.

2.4. Confidentiality and copyright of documents

Treat as confidential all matters arising in connection with the tender. Use and copy the documents issued by the Employer only for the purpose of preparing and submitting a tender offer in response to the invitation.

2.5. Reference documents

Obtain, as necessary for submitting a tender offer, copies of the latest versions of standards, specifications, conditions of contract and other publications, which are not attached but which are incorporated into the tender documents by reference.

2.6. Acknowledge addenda

Acknowledge receipt of addenda to the tender documents, which the Employer may issue, and if necessary apply for an extension to the closing time stated in the tender data, in order to take the addenda into account.

2.7. Clarification meeting

No site meeting will be conducted.

2.8. Seek clarification

Request clarification of the tender documents, if necessary, by notifying the Employer at least five working days before the closing time stated in the tender data.

2.9. Insurance

Be aware that the extent of insurance to be provided by the Employer (if any) might not be for the full cover required in terms of the conditions of contract identified in the contract data. The tenderer is advised to seek qualified advice regarding insurance.

2.10. Pricing the tender offer

F.2.10.1 Include in the rates, prices, and the tendered total of the prices (if any) all duties, taxes (except Value Added Tax), and other levies payable by the successful tenderer, such duties, taxes and levies being those applicable 14 days before the closing time stated in the tender data.

F2.10.2 Show VAT payable by the Employer separately as an addition to the tendered total of the prices.

F.2.10.3 Provide rates and prices that are fixed for the duration of the contract and not subject to adjustment except as provided for in the conditions of contract identified in the contract data.

F.2.10.4 State the rates and prices in Rand unless instructed otherwise in the tender data. The conditions of contract identified in the contract data may provide for part payment in other currencies.

2.11. Alterations to documents

Do not make any alterations or additions to the tender documents, except to comply with instructions issued by the Employer, or necessary to correct errors made by the tenderer. All signatories to the tender offer shall initial all such alterations. Erasures and the use of masking fluid are prohibited.

2.12. Alternative tender offers

F.2.12.1 Unless otherwise stated in the tender data, submit alternative tender offers only if a main tender offer, strictly in accordance with all the requirements of the tender documents, is also submitted as well as a schedule that compares the requirements of the tender documents with the alternative requirements that are proposed.

F.2.12.2 Accept that an alternative tender offer may be based only on the criteria stated in the tender data or criteria otherwise acceptable to the Employer.

F.2.12.3 An alternative tender offer may only be considered in the event that the main tender offer is the winning tender.

2.13. Submitting a tender offer

F.2.13.1 Submit one tender offer only, either as a single tendering entity or as a member in a joint venture to provide the whole of the works, services or supply identified in the contract data and described in the scope of works, unless stated otherwise in the tender data.

F.2.13.2 Return all returnable documents to the Employer after completing them in their entirety, either electronically (if they were issued in electronic format) or by writing legibly in non-erasable ink.

F.2.13.3 Submit the parts of the tender offer communicated on paper as an original plus the number of copies stated in the tender data, with an English translation of any documentation in a language other than English, and the parts communicated electronically in the same format as they were issued by the Employer.

F.2.13.4 Sign the original and all copies of the tender offer where required in terms of the tender data. The Employer will hold all authorized signatories liable on behalf of the tenderer. Signatories for tenderers proposing to contract as joint ventures, shall state which of the signatories is the lead partner whom the Employer shall hold liable for the purpose of the tender offer.

F.2.13.5 Seal the original and each copy of the tender offer as separate packages marking the packages as "ORIGINAL" and "COPY". Each package shall state on the outside the Employer's address and identification details stated in the tender data, as well as the tenderer's name and contact address.

F.2.13.6 Where a two-envelope system is required in terms of the tender data, place and seal the returnable documents listed in the tender data in an envelope marked “financial proposal” and place the remaining returnable documents in an envelope marked “technical proposal”.

Each envelope shall state on the outside the Employer’s address and identification details stated in the tender data, as well as the tenderer's name and contact address.

F.2.13.7 Seal the original tender offer and copy packages together in an outer package that states on the outside only the Employer's address and identification details as stated in the tender data.

F.2.13.8 Accept that the Employer will not assume any responsibility for the misplacement or premature opening of the tender offer if the outer package is not sealed and marked as stated.

F.2.13.9 Accept that tender offers submitted by facsimile or e-mail will be rejected by the Employer, unless stated otherwise in the tender data.

2.14. Information and data to be completed in all respects

Accept that tender offers, which do not provide all the data or information requested completely and, in the form, required, may be regarded by the Employer as non-responsive.

2.15. Closing time

F.2.15.1 Ensure that the Employer receives the tender offer at the address specified in the tender data not later than the closing time stated in the tender data. Accept that proof of posting shall not be accepted as proof of delivery.

F.2.15.2 Accept that, if the Employer extends the closing time stated in the tender data for any reason, the requirements of these conditions of tender apply equally to the extended deadline.

2.16. Tender offer validity

F.2.16.1 Hold the tender offer(s) valid for acceptance by the Employer at any time during the validity period stated in the tender data after the closing time stated in the tender data.

F.2.16.2 If requested by the Employer, consider extending the validity period stated in the tender data for an agreed additional period with or without any conditions attached to such extension.

F.2.16.3 Accept that a tender submission that has been submitted to the Employer may only be withdrawn or substituted by giving the Employer's agent written notice before the closing time for tenders that a tender is to be withdrawn or substituted.

F.2.16.4 Where a tender submission is to be substituted, submit a substitute tender in accordance with the requirements of F.2.13 with the packages clearly marked as "SUBSTITUTE".

2.17. Clarification of tender offer after submission

Provide clarification of a tender offer in response to a request to do so from the Employer during the evaluation of tender offers. This may include providing a breakdown of rates or prices and correction of arithmetical errors by the adjustment of certain rates or item prices (or both). No change in the competitive position of tenderers or substance of the tender offer is sought, offered, or permitted.

Note: Sub-clause F.2.17 does not preclude the negotiation of the final terms of the contract with a preferred tenderer following a competitive selection process, should the Employer elect to do so.

2.18. Provide other material

F.2.18.1 Provide, on request by the Employer, any other material that has a bearing on the tender offer, the tenderer's commercial position (including notarized joint venture agreements), preferencing arrangements, or samples of materials, considered necessary by the Employer for the purpose of a full and fair risk assessment.

Should the tenderer not provide the material, or a satisfactory reason as to why it cannot be provided, by the time for submission stated in the Employer's request, the Employer may regard the tender offer as non-responsive.

F.2.18.2 Dispose of samples of materials provided for evaluation by the Employer, where required.

2.19. Inspections, tests and analysis

Provide access during working hours to premises for inspections, tests and analysis as provided for in the tender data.

2.20. Submit securities, bonds, policies, etc.

If requested, submit for the Employer's acceptance before formation of the contract, all securities, bonds, guarantees, policies and certificates of insurance required in terms of the conditions of contract identified in the contract data.

2.21. Check final draft

Check the final draft of the contract provided by the Employer within the time available for the Employer to issue the contract.

2.22. Return of other tender documents

If so instructed by the Employer, return all retained tender documents within 28 days after the expiry of the validity period stated in the tender data.

2.23. Certificates

Include in the tender submission or provide the Employer with any certificates as stated in the tender data.

3. THE EMPLOYER'S UNDERTAKINGS

3.1. Respond to requests from the tenderer

F.3.1.1 Unless otherwise stated in the Tender Data, respond to a request for clarification received up to five working days before the tender closing time stated in the Tender Data and notify all tenderers who drew procurement documents.

F.3.1.2 Consider any request to make a material change in the capabilities or formation of the tendering entity (or both) or any other criteria which formed part of the qualifying requirements used to prequalify a tenderer to submit a tender offer in terms of a previous procurement process and deny any such request if as a consequence:

a) an individual firm, or a joint venture as a whole, or any individual member of the joint venture fails to meet any of the collective or individual qualifying requirements;

b) the new partners to a joint venture were not prequalified in the first instance, either as individual firms or as another joint venture; or

c) in the opinion of the Employer, acceptance of the material change would compromise the outcome of the prequalification process.

1.2. Issue Addenda

If necessary, issue addenda that may amend or amplify the tender documents to each tenderer during the period from the date that tender documents are available until three days before the tender closing time stated in the Tender Data. If, as a result, a tenderer applies for an extension to the closing time stated in the Tender Data, the Employer may grant such extension and, shall then notify all tenderers who drew documents.

1.3. Return late tender offers

Return tender offers received after the closing time stated in the Tender Data, unopened, (unless it is necessary to open a tender submission to obtain a forwarding address), to the tenderer concerned.

1.4. Opening of tender submissions

F.3.4.1 Unless the two-envelope system is to be followed, open valid tender submissions in the presence of tenderers' agents who choose to attend at the time and place stated in the tender data. Tender submissions for which acceptable reasons for withdrawal have been submitted will not be opened.

F.3.4.2 Announce at the meeting held immediately after the opening of tender submissions, at a venue indicated in the tender data, the name of each tenderer whose tender offer is opened and, where applicable, the total of his prices, preferences claimed and time for completion for the main tender offer only.

F.3.4.3 Make available the record outlined in F.3.4.2 to all interested persons upon request.

1.5. Two-envelope system

F.3.5.1 Where stated in the tender data that a two-envelope system is to be followed, open only the technical proposal of valid tenders in the presence of tenderers' agents who choose to attend at the time and place stated in the tender data and announce the name of each tenderer whose technical proposal is opened.

F.3.5.2 Evaluate the quality of the technical proposals offered by tenderers, then advise tenderers who remain in contention for the award of the contract of the time and place when the financial proposals will be opened. Open only the financial proposals of tenderers, who

score in the quality evaluation more than the minimum number of points for quality stated in the tender data, and announce the score obtained for the technical proposals and the total price and any preferences claimed. Return unopened financial proposals to tenderers whose technical proposals failed to achieve the minimum number of points for quality.

1.6. Non-disclosure

Not disclosed to tenderers, or to any other person not officially concerned with such processes, information relating to the evaluation and comparison of tender offers, the final evaluation price and recommendations for the award of a contract, until after the award of the contract to the successful tenderer.

1.7. Grounds for rejection and disqualification

Determine whether there has been any effort by a tenderer to influence the processing of tender offers and instantly disqualify a tenderer (and his tender offer) if it is established that he engaged in corrupt or fraudulent practices.

1.8. Test for responsiveness

F.3.8.1 Determine, after opening and before detailed evaluation, whether each tender offer properly received:

a) complies with the requirements of these Conditions of Tender,

b) has been properly and fully completed and signed, and

c) is responsive to the other requirements of the tender documents.

F.3.8.2 A responsive tender is one that conforms to all the terms, conditions, and specifications of the tender documents without material deviation or qualification. A material deviation or qualification is one which, in the Employer*'s* opinion, would:

a) detrimentally affect the scope, quality, or performance of the works, services or supply identified in the Scope of Work,

b) significantly change the Employer's or the tenderer's risks and responsibilities under the contract, or

c) affect the competitive position of other tenderers presenting responsive tenders, if it were to be rectified.

Reject a non-responsive tender offer, and not allow it to be subsequently made responsive by correction or withdrawal of the non-conforming deviation or reservation.

1.9. Arithmetical errors, omissions and discrepancies

F.3.9.1 Check the highest ranked tender or tenderer with the highest number of tender evaluation points after the evaluation of tender offers in accordance with F.3.11 for:

a) the gross misplacement of the decimal point in any unit rate;

b) omissions made in completing the Pricing Data or bills of quantities; or

c) arithmetic errors in:

i) line item totals resulting from the product of a unit rate and a quantity in bills of quantities or schedules of prices; or

ii) the summation of the prices.

F.3.9.2 The employer must correct the arithmetical errors in the following manner:

a) Check responsive tenders for discrepancies between amounts in words and amounts in figures. Where there is a discrepancy between the amounts in figures and the amount in words, the amount in words shall govern.

b) If bills of quantities or pricing schedules apply and there is an error in the line item total resulting from the product of the unit rate and the quantity, the line item total shall govern and the rate shall be corrected.

c) Where there is an obvious gross misplacement of the decimal point in the unit rate, the line item total as quoted shall govern, and the unit rate shall be corrected.

d) Where there is an error in the total of the prices either as a result of other corrections required by this checking process or in the tenderer's addition of prices, the total of the prices shall govern and the tenderer will be asked to revise selected item prices (and their rates if bills of quantities apply) to achieve the tendered total of the prices. Consider the rejection of a tender offer if the tenderer does not correct or accept the correction of the arithmetical error in the manner described above.

1.10. Clarification of a tender offer

Obtain clarification from a tenderer on any matter that could give rise to ambiguity in a contract arising from the tender offer.

1.11. Evaluation of tender offers

F.3.11.1 General

Appoint an evaluation panel of not less than three persons. Reduce each responsive tender offer to a comparative offer and evaluate them using the tender evaluation methods and associated evaluation criteria and weightings that are specified in the tender data.

F.3.11.2 Method 1: Price and Preference

In the case of price and preference:

1) Score tender evaluation points for price
2) Score points for Specific Goal
3) Add the points scored for price and Specific Goal.

F.3.11.3 Method 2: Price and Specific Goal

In case of price and preference:

1) Score functionality, rejecting all tender offers that fail to achieve the minimum number of points for functionality as stated in the Tender Data
2) Tender must be regarded as acceptable if it fails to achieve the minimum qualifying score for functionality as indicated in the tender invitation.

3) Tenders that have achieved the minimum qualification score for functionality must be evaluated further in terms of the preference points system prescribed in paragraphs 4 and 5 below

1. GENERAL CONDITIONS

1.1. The following preference point systems are applicable to all bids:

- the 80/20 system for requirements with a Rand value of up to R50 000 000 (all applicable taxes included); and
- the 90/10 system for requirements with a Rand value above R50 000 000 (all applicable taxes included).

1.2. The value of this bid is estimated to not exceed R50 000 000 (all applicable taxes included) and therefore the 80/20 preference point system shall be applicable.

1.3. Points for this bid shall be awarded for:

(a) Price; and
(b) Specific Goal of Contributor.

Preferential Elements	**20 Points**
Specific goals	
Points for HDI status at least 51% Black owned)	10
Points for 51% Women's Equity	4
Points for black person with Disability	3
Points for 51% owned Youth firm	3
Form not completed or submitted	0
TOTAL B	20

1.4. The maximum points for this bid are allocated as follows:

	POINTS
PRICE	80
SPECIFIC GOAL OF CONTRIBUTOR	20
Total points for Price and Specific Goal must not exceed	**100**

Note: The bidder must submit a CSD number or CIPC documents indicating share ownership or directorship of the company or a comprehensive CSD report which must indicate the names of the owners, their gender, race, age, whether there is a person living with disability or not (Medical certificate will be used to verify the disability status of the bidder) in order to claim the preferential procurement points.

1.5. Failure on the part of a bidder to submit proof of Specific Goal of contributor together with the bid, will be interpreted to mean that preference points for Specific Goal of contribution are not claimed.

1.6. The purchaser reserves the right to require of a bidder, either before a bid is adjudicated or at any time subsequently, to substantiate any claim in regard to preferences, in any manner

required by the purchaser.

2 DEFINITIONS

(a) **"tender"** means a written offer in the form determined by an organ of state in response to an invitation to provide goods or services through price quotations, competitive tendering process or any other method envisaged in legislation;

(b) **"price"** means an amount of money tendered for goods or services, and includes all applicable taxes less all unconditional discounts;

(c) **"rand value"** means the total estimated value of a contract in Rand, calculated at the time of bid invitation, and includes all applicable taxes;

(d) **"tender for income-generating contracts"** means a written offer in the form determined by an organ of state in response to an invitation for the origination of income-generating contracts through any method envisaged in legislation that will result in a legal agreement between the organ of state and a third party that produces revenue for the organ of state, and includes, but is not limited to, leasing and disposal of assets and concession contracts, excluding direct sales and disposal of assets through public auctions; and

(e) **"the Act"** means the Preferential Procurement Policy Framework Act, 2000 (Act No. 5 of 2000).

3 FORMULAE FOR PROCUREMENT OF GOODS AND SERVICES

3.1. POINTS AWARDED FOR PRICE

3.1.1 THE 80/20 OR 90/10 PREFERENCE POINT SYSTEMS

A maximum of 80 or 90 points is allocated for price on the following basis:

80/20 **or** **90/10**

$Ps = 80\,(1 - \frac{Pt-P}{P})$ or $Ps = 90\,(1 - \frac{Pt-P}{P})$

Where

Ps = Points scored for price of tender under consideration

Pt = Price of tender under consideration

Pmin = Price of lowest acceptable tender

3.2. FORMULAE FOR DISPOSAL OR LEASING OF STATE ASSETS AND INCOME GENERATING PROCUREMENT

3.2.1. POINTS AWARDED FOR PRICE

A maximum of 80 or 90 points is allocated for price on the following basis:

80/20 **or** **90/10**

$Ps = 80\,(1 + \frac{Pt-P}{P})$ or $Ps = 90\,(1 + \frac{Pt-P}{Pmax})$

Where

Ps = Points scored for price of tender under consideration

Pt = Price of tender under consideration

Pmax = Price of highest acceptable tender

4. POINTS AWARDED FOR SPECIFIC GOALS

4.1. In terms of Regulation 4(2); 5(2); 6(2) and 7(2) of the Preferential Procurement Regulations, preference points must be awarded for specific goals stated in the tender. For the purposes of this tender the tenderer will be allocated points based on the goals stated in table 1 below as may be supported by proof/ documentation stated in the conditions of this tender:

4.2. In cases where organs of state intend to use Regulation 3(2) of the Regulations, which states that, if it is unclear whether the 80/20 or 90/10 preference point system applies, an organ of state must, in the tender documents, stipulate in the case of—

(a) an invitation for tender for income-generating contracts, that either the 80/20 or 90/10 preference point system will apply and that the highest acceptable tender will be used to determine the applicable preference point system; or

(b) any other invitation for tender, that either the 80/20 or 90/10 preference point system will apply and that the lowest acceptable tender will be used to determine the applicable preference point system, then the organ of state must indicate the points allocated for specific goals for both the 90/10 and 80/20 preference point system.

Table 1: Specific goals for the tender and points claimed are indicated per the table below.

(Note to organs of state: Where either the 90/10 or 80/20 preference point system is applicable, corresponding points must also be indicated as such.

Note to tenderers: The tenderer must indicate how they claim points for each preference point system.)

The specific goals allocated points in terms of this tender.	**Number of points allocated (80/20 system) (To be completed by the organ of state)**	**Number of points claimed (80/20 system) (To be completed by the tenderer)**
Points for HDI status (At least 51% Black owned)	10	
Points for 51% Women's Equity	4	
Points for black person with Disability	3	
Points for 51% owned Youth firm	3	
Form not completed or submitted	0	

Note: The bidder must submit a CSD number or CIPC documents indicating share ownership or directorship of the company or a comprehensive CSD report which must indicate the names of the owners, their gender, race, age, whether there is a person living with disability or not (Medical certificate will be used to verify the disability status of the bidder) in order to claim the preferential procurement points.

Contractor	Witness 1	Witness 2	Employer	Witness 1	Witness 2

DECLARATION WITH REGARD TO COMPANY/FIRM

4.3. Name of company/firm…….

4.4. Company registration number: ……...

4.5. TYPE OF COMPANY/ FIRM

- Partnership/Joint Venture / Consortium
- One-person business/sole proprietor
- Close corporation
- Public Company
- Personal Liability Company
- (Pty) Limited
- Non-Profit Company
- State Owned Company

[TICK APPLICABLE BOX]

4.6. I, the undersigned, who is duly authorized to do so on behalf of the company/firm, certify that the points claimed, based on the specific goals as advised in the tender, qualifies the company/ firm for the preference(s) shown and I acknowledge that:

i) The information furnished is true and correct;

ii) The preference points claimed are in accordance with the General Conditions as indicated in paragraph 1 of this form;

iii) In the event of a contract being awarded as a result of points claimed as shown in paragraphs 1.4 and 4.2, the contractor may be required to furnish documentary proof to the satisfaction of the organ of state that the claims are correct;

iv) If the specific goals have been claimed or obtained on a fraudulent basis or any of the conditions of contract have not been fulfilled, the organ of state may, in addition to any other remedy it may have –

(a) disqualify the person from the tendering process;

(b) recover costs, losses or damages it has incurred or suffered as a result of that person's conduct;

(c) cancel the contract and claim any damages which it has suffered as a result of having to make less favourable arrangements due to such cancellation;

(d) recommend that the tenderer or contractor, its shareholders and directors, or only the shareholders and directors who acted on a

fraudulent basis, be restricted from obtaining business from any organ of state for a period not exceeding 10 years, after the *audi alteram partem* (hear the other side) rule has been applied; and

(e) forward the matter for criminal prosecution, if deemed necessary.

…… **SIGNATURE(S) OF TENDERER(S)** **SURNAME AND NAME**: …… **DATE:** …… **ADDRESS**: …… …… …… ……

PART T2: RETURNABLE DOCUMENTS

SECTION T2.1. LIST OF RETURNABLE DOCUMENTS

THE TENDERER MUST SUBMIT THE FOLLOWING DOCUMENTS WITH THIS TENDER. IF THE DOCUMENTS ARE NOT INCLUDED IN THE DOCUMENT, THE MUNICIPALITY WILL NOT CONSIDER THIS TENDER.

Clause referred to in Standard Conditions of Tender	**Document**
F.2.1	Tenderers must provide their CRS Numbers of the registered Contractor as well JV Partner*. CRS numbers of Tenderers or JV partners needs to be filled in below: **NB: In cases where a bidder intends to form a Joint Venture, the CRS number/s must be filled in below i.e. the Lead partner and Joint Venture partner/s:** **Tenderer/Leading JV Partner** CRS Number: _____ Name of Company: _____ **JV Partner** CRS Number: _____ Name of Company: _____ **JV Partner** CRS Number: _____ Name of Company: _____
	***NB:** Recent printout from the CIDB website indicating the CRS number will also be accepted.
F.2.7	No Compulsory Tender Clarification meeting
F.2.10	Form of offer must be completed and signed by a duly authorised person.
F.2.11	Tampering with or taking apart the bound document is strictly prohibited. **All additional documentation must be stapled into the tender document or attached in a separate file."** Corrections in terms of price must not be made by means of a correction fluid such as Tipp-Ex or similar product. "In the event of mistakes having been made on tender **document** it must be crossed out in ink and be accompanied by an initial at each and every price alteration.
F.2.13.4	Letter of authorization to sign the Form of Offer and where required in tender document (See Form D).
"2.28"	Bidders must ensure compliance with their tax obligations.

	Bidders are required to submit their unique personal identification number (PIN) issued by SARS to enable the organ of state to view the taxpayer's profile and tax status. Application for tax compliance status (TCS) or pin may also be made via e-filing. in order to use this provision, taxpayers will need to register with SARS as e-filers through the website www.sars.gov.za. Bidders may also submit a printed TCS together with the bid. In bids where Consortia / Joint Ventures / Sub-contractors are involved; each party must submit a separate proof of TCS / PIN / CSD number. Where no TCS is available but the bidder is registered on the central supplier database (CSD), a CSD number must be provided

SECTION T2.2. RETURNABLE SCHEDULES

THE TENDERER ARE ENCOURAGED TO REGISTER AND SUBMIT THE FOLLOWING NATIONAL TREASURY CENTRAL SUPPLIER DATABASE (CSD) DETAILS WITH THIS TENDER.

Document
Tenderers shall provide their **CSD Supplier Number (Master Registration Number)** and **Tax Compliance PIN Number** in the space provided below: **NB: In cases where a bidder intends to form a Joint Venture, the CSD Supplier Number (Master Registration Number) and Tax Compliance PIN shall also be provided in the space provided below, i.e. the lead partner and Joint Venture partner/s.** If any sub-contractors are proposed their CSD Supplier Number (Master Registration Number) and Tax Compliance PIN numbers shall be provided in Form A. **If the documents are not included in the document, the tender will be regarded as being NON-RESPONSIVE.**
Tenderer/Leading JV Partner Name of Company: CSD Supplier Number: Unique Registration Reference Number: **JV Partner** Name of Company: CSD Supplier Number: Unique Registration Reference Number: **JV Partner** Name of Company: CSD Supplier Number: Unique Registration Reference Number:
***NB: All contractors, even tendering in JV, must be registered with National Treasury Central Suppler Database**

SECTION T 2.2.2: FORM B: RECORD OF ADDENDA TO TENDER DOCUMENTS

SECTION T2.2.3: FORM C: AUTHORITY OF SIGNATORY

SECTION T2.2.4: FORM D STATUS OF CONCERN SUBMITTING TENDER

SECTION T2.2.5: FORM E: INVITATION TO BID

SECTION T2.2.6: FORM F: PRICING SCHEDULE – FIRM PRICES

SECTION T2.2.7: FORM G: PRICING SCHEDULE – NON-FIRM PRICES

SECTION T2.2.8: FORM H: DECLARATION OF INTEREST

SECTION T2.2.9: FORM I: DECLARATION FOR PROCUREMENT ABOVE R10 MILLION (ALL APPLICABLE TAXES INCLUDED)

SECTION T2.2.10: FORM J: PREFERENCE POINTS CLAIM FORM IN TERMS OF THE PREFERENTIAL PROCUREMENT REGULATIONS 2022

SECTION T2.2.12: FORM L: PURCHASE OF GOODS/WORKS

SECTION T2.2.13: FORM M: RENDERING OF SERVICES

SECTION T2.2.14: FORM N: SALE OF GOODS/WORKS

SECTION T2.2.15: FORM O: DECLARATION OF BIDDER'S PAST SUPPLY CHAIN

MANAGEMENT PRACTICES.

SECTION T2.2.16: FORM P: CERTIFICATE OF INDEPENDENT BID

DETERMINATION.

SECTION T2.2.17: FORM Q: SCHEDULE OF PLANT AND EQUIPMENT

SECTION T2.2.18: FORM R: SCHEDULE OF WORK CARRIED OUT BY THE TENDERER

SECTION T2.2.19: FORM S: CERTIFICATE OF TENDERER'S VISIT TO THE SITE

SECTION T2.2.20: FORM T: KEY-PERSONNEL/ SUPERVISORY AND MANAGEMENT STAFF

SECTION T2.2.21: FORM U: QUALITY MANAGEMENT SYSTEMS

SECTION T2.2.22: FORM V: COMPLIANCE WITH OHSA (ACT 85 OF 1993)

SECTION T2.2.23: FORM W: CSD SUPPLIER NUMBER AND TAX COMPLIANCE PIN

SECTION T2.2.24: FORM X: PRELIMINARY PROGRAMME

SECTION T2.2.25 FORM Y: ESTIMATED MONTHLY EXPENDITURE

SECTION T2.2.26 FORM Z: ALTERATIONS BY TENDERER

SECTION T2.2.27: FORM AA: DECLARATION CERTIFICATE FOR LOCAL LABOUR PARTICIPATION

SECTION T2.2.28 FORM AB: TENDERERS PERFORMANCE EVALUATION FORM

SECTION T2.2.29 FORM AC: COMPULSORY ENTERPRISE QUESTIONNAIRE

SECTION T2.2.23: FORM W: CENTRAL SUPPLIER DATABASE (CSD) REGISTRATION PRINT OUT

SECTION T2.2.24: FORM X: COMPULSORY ENTERPRISE QUESTIONNAIRE

SECTION T 2.2.2: FORM B: RECORD OF ADDENDA TO TENDER DOCUMENTS

We confirm that the following communications received from the Employer before the submission of this tender offer, amending the tender documents, have been considered in this tender offer:

Date		Title of Details
1.		
2.		
3.		
4.		
5.		
6.		
7.		
8.		
9.		
10.		

Attach additional pages if more space is required.

Signature of person authorised to sign the tender……

Date:……..

SECTION T2.2.3: FORM C: AUTHORITY OF SIGNATORY

Signatories for companies, closed corporations and partnerships must establish their authority **BY ATTACHING TO THIS FORM, ON THEIR ORGANISATION'S LETTERHEAD STATIONERY**, a copy of the relevant resolution by their Board of Directors, Members or Partners, duly signed and dated.

An **EXAMPLE** is shown below for a COMPANY:

MABEL HOUSE (Pty) Ltd

By resolution of the Board of Directors taken on *20 May 2000, MR A.F JONES*

has been duly authorised to sign all documents in connection with Contract no CON 0005, and any contract which may arise therefrom, on behalf of *Mabel House (Pty) Ltd.*

SIGNED ON BEHALF OF THE COMPANY:	(Signature of Managing Director)
IN HIS CAPACITY AS:	Managing Director
DATE:	20 May 2000
SIGNATURE OF SIGNATORY:	(Signature of *A.F Jones)*

As witnesses:

1. .....
2. .....

Example

Please note that the tenderer has to sign this page as a declaration that he/she took notice of the Authority for Signatory Form example (above). This example must be re-typed on the Tenderer's letter head, signed, and submitted with the tender.

Signature of person authorised to sign the tender :……

Date:……

Contractor	Witness 1	Witness 2	Employer	Witness 1	Witness 2

SECTION T2.2.4: FORM D STATUS OF CONCERN SUBMITTING TENDER

1. GENERAL

State whether the tenderer is a company, a closed corporation, a partnership or a one-man concern. (Make an X in the appropriate space below)

Company	☐	Closed Corporation	☐	Partnership	☐
One-man concern	☐	Joint Venture	☐		

2. INFORMATION TO BE PROVIDED

(Block letters)

2.1 If the tenderer is a Company:

(a) Affix a certified copy of the Certificate of Incorporation to this page.
(b) List the Directors.

2.2 If the tenderer is a Closed Corporation:

(a) Affix a certified copy of the Founding Statement to this page.
(b) List the Members.

2.3 If the tenderer is a Partnership:

List the partners.

2.4 If the tenderer is a One-man concern:

Provide the full name and ID number of the person.

2.5 If the tenderer is a Joint Venture:

(a) Affix a certified copy of the Founding Statement of each partner of the JV to this page.
(b) Affix JV agreement.

3. REGISTERED FOR VAT PURPOSES IN TERMS OF THE VALUE-ADDED TAX ACT, (Act Nr. 89 of 1991) (Make an X in the appropriate space below)

Yes ☐ / No ☐ Registration nr.:

Signature of person authorised to sign the tender:

Date:

Contractor	Witness 1	Witness 2	Employer	Witness 1	Witness 2

SECTION T2.2.5: FORM E: INVITATION TO BID

MBD 1

YOU ARE HEREBY INVITED TO BID FOR REQUIREMENTS OF THE MUSINA LOCAL MUNICIPALITY					
BID NUMBER:	15-2025/26	CLOSING DATE:	28 October 2026	CLOSING TIME:	11:00AM
DESCRIPTION	CONTRACTOR FOR THE CONSTRUCTION OF MABVETE COMMUNITY HALL				
THE SUCCESSFUL BIDDER WILL BE REQUIRED TO FILL IN AND SIGN A WRITTEN CONTRACT FORM (MBD7).					

BID RESPONSE DOCUMENTS MAY BE DEPOSITED IN THE BID BOX SITUATED AT

RECEPTION AT THE MUSINA LOCAL MUNICIPALITY CIVIC CENTER
21 IRWIN STREET
MUSINA ,0900

SUPPLIER INFORMATION						
NAME OF BIDDER						
POSTAL ADDRESS						
STREET ADDRESS						
TELEPHONE NUMBER	CODE		NUMBER			
CELLPHONE NUMBER						
FACSIMILE NUMBER	CODE		NUMBER			
E-MAIL ADDRESS						
VAT REGISTRATION NUMBER						
TAX COMPLIANCE STATUS	TCS PIN:		**OR**	CSD No:		
1. ARE YOU THE ACCREDITED REPRESENTATIVE IN SOUTH AFRICA FOR THE GOODS /SERVICES OFFERED?	☐Yes ☐No [IF YES ENCLOSE PROOF]		**2.** ARE YOU A FOREIGN BASED SUPPLIER FOR THE GOODS /SERVICES OFFERED?	☐Yes ☐No [IF YES, ANSWER PART B:3]		
3. TOTAL NUMBER OF ITEMS OFFERED			**4. TOTAL BID PRICE**	**R**		
5. SIGNATURE OF BIDDER	……		**6. DATE**			
7. CAPACITY UNDER WHICH THIS BID IS SIGNED						

BIDDING PROCEDURE ENQUIRIES MAY BE DIRECTED TO:		**TECHNICAL INFORMATION MAY BE DIRECTED TO:**	
DEPARTMENT	Musina Local Municipality	PRINCIPAL AGENT	Sizeya Consulting Engineers
CONTACT PERSON	M Siziba	CONTACT PERSON	RR Ravele
TELEPHONE NUMBER	N/A	TELEPHONE NUMBER	015 291 1020
FACSIMILE NUMBER	N/A	FACSIMILE NUMBER	N/A
E-MAIL ADDRESS	marys@musina.gov.za	E-MAIL ADDRESS	info@sizeya.co.za

PART B
TERMS AND CONDITIONS FOR BIDDING

1. BID SUBMISSION:

1.1. BIDS MUST BE DELIVERED BY THE STIPULATED TIME TO THE CORRECT ADDRESS. LATE BIDS WILL NOT BE ACCEPTED FOR CONSIDERATION.

1.2. **ALL BIDS MUST BE SUBMITTED ON THE OFFICIAL FORMS PROVIDED (NOT TO BE RE-TYPED) OR ONLINE**

1.3. THIS BID IS SUBJECT TO THE PREFERENTIAL PROCUREMENT POLICY FRAMEWORK ACT AND THE PREFERENTIAL PROCUREMENT REGULATIONS THE GENERAL CONDITIONS OF CONTRACT (GCC) AND, IF APPLICABLE, ANY OTHER SPECIAL CONDITIONS OF CONTRACT.

2. TAX COMPLIANCE REQUIREMENTS

2.1 BIDDERS MUST ENSURE COMPLIANCE WITH THEIR TAX OBLIGATIONS.

2.2 BIDDERS ARE REQUIRED TO SUBMIT THEIR UNIQUE PERSONAL IDENTIFICATION NUMBER (PIN) ISSUED BY SARS TO ENABLE THE ORGAN OF STATE TO VIEW THE TAXPAYER'S PROFILE AND TAX STATUS.

2.3 APPLICATION FOR THE TAX COMPLIANCE STATUS (TCS) CERTIFICATE OR PIN MAY ALSO BE MADE VIA E-FILING. IN ORDER TO USE THIS PROVISION, TAXPAYERS WILL NEED TO REGISTER WITH SARS AS E-FILERS THROUGH THE WEBSITE WWW.SARS.GOV.ZA.

2.4 FOREIGN SUPPLIERS MUST COMPLETE THE PRE-AWARD QUESTIONNAIRE IN PART B:3.

2.5 BIDDERS MAY ALSO SUBMIT A PRINTED TCS CERTIFICATE TOGETHER WITH THE BID.

2.6 IN BIDS WHERE CONSORTIA / JOINT VENTURES / SUB-CONTRACTORS ARE INVOLVED, EACH PARTY MUST SUBMIT A SEPARATE TCS CERTIFICATE / PIN / CSD NUMBER.

2.7 WHERE NO TCS IS AVAILABLE BUT THE BIDDER IS REGISTERED ON THE CENTRAL SUPPLIER DATABASE (CSD), A CSD NUMBER MUST BE PROVIDED.

3. QUESTIONNAIRE TO BIDDING FOREIGN SUPPLIERS

3.1. IS THE ENTITY A RESIDENT OF THE REPUBLIC OF SOUTH AFRICA (RSA)? ☐ YES ☐ NO

3.2. DOES THE ENTITY HAVE A BRANCH IN THE RSA? ☐ YES ☐ NO

3.3. DOES THE ENTITY HAVE A PERMANENT ESTABLISHMENT IN THE RSA? ☐ YES ☐ NO

3.4. DOES THE ENTITY HAVE ANY SOURCE OF INCOME IN THE RSA? ☐ YES ☐ NO

3.5. IS THE ENTITY LIABLE IN THE RSA FOR ANY FORM OF TAXATION? ☐ YES ☐ NO

IF THE ANSWER IS "NO" TO ALL OF THE ABOVE, THEN IT IS NOT A REQUIREMENT TO REGISTER FOR A TAX COMPLIANCE STATUS SYSTEM PIN CODE FROM THE SOUTH AFRICAN REVENUE SERVICE (SARS) AND IF NOT REGISTER AS PER 2.3 ABOVE.

NB: FAILURE TO PROVIDE ANY OF THE ABOVE PARTICULARS MAY RENDER THE BID INVALID.
NO BIDS WILL BE CONSIDERED FROM PERSONS IN THE SERVICE OF THE STATE.

SIGNATURE OF BIDDER: .....

CAPACITY UNDER WHICH THIS BID IS SIGNED: .....

DATE: .....

SECTION T2.2.6: FORM F: PRICING SCHEDULE – FIRM PRICES

MBD 3.1

PRICING SCHEDULE – FIRM PRICES
(PURCHASES)

NOTE: **ONLY FIRM PRICES WILL BE ACCEPTED. NON-FIRM PRICES (INCLUDING PRICES SUBJECT TO RATES OF EXCHANGE VARIATIONS) WILL NOT BE CONSIDERED**

IN CASES WHERE DIFFERENT DELIVERY POINTS INFLUENCE THE PRICING, A SEPARATE PRICING SCHEDULE MUST BE SUBMITTED FOR EACH DELIVERY POINT

Name of Bidder……... Bid Number……...

Closing Time ……. ….. Closing Date …….

OFFER TO BE VALID FOR……DAYS FROM THE CLOSING DATE OF BID.

ITEM NO.	QUANTITY	DESCRIPTION	BID PRICE IN RSA CURRENCY **(ALL APPLICABLE TAXES INCLUDED)

- Required by: ……
- At: ……...
  ……
- Brand and Model ……
- Country of Origin ……

- Does the offer comply with the specification(s)? *YES/NO
- If not to specification, indicate deviation(s) …….
- Period required for delivery ……..…….
  *Delivery: Firm/Not firm
- Delivery basis ……..

Note: All delivery costs must be included in the bid price, for delivery at the prescribed destination.
** “all applicable taxes” includes value- added tax, pay as you earn, income tax, unemployment insurance fund contributions and skills development levies.

Contractor	Witness 1	Witness 2	Employer	Witness 1	Witness 2

*Delete if not applicable

SECTION T2.2.7: FORM G: PRICING SCHEDULE – NON-FIRM PRICES

MBD 3.2

PRICING SCHEDULE – NON-FIRM PRICES
(PURCHASES)

NOTE: **PRICE ADJUSTMENTS WILL BE ALLOWED AT THE PERIODS AND TIMES SPECIFIED IN THE BIDDING DOCUMENTS.**

IN CASES WHERE DIFFERENT DELIVERY POINTS INFLUENCE THE PRICING, A SEPARATE PRICING SCHEDULE MUST BE SUBMITTED FOR EACH DELIVERY POINT

Name of Bidder……	Bid number……
Closing Time ……	Closing Date ……

OFFER TO BE VALID FOR……DAYS FROM THE CLOSING DATE OF BID.

ITEM NO.	QUANTITY	DESCRIPTION	BID PRICE IN RSA CURRENCY **(ALL APPLICABLE TAXES INCLUDED)

- Required by: ……
- At: ……..……..
- Brand and model ……..……..
-
- Country of origin ……..……..

- Does the offer comply with the specification(s)? *YES/NO
- If not to specification, indicate deviation(s) ……..
- Period required for delivery ……..
- Delivery: *Firm/Not firm

**" all applicable taxes" includes value- added tax, pay as you earn, income tax, unemployment insurance fund contributions and skills development levies.

*Delete if not applicable

Contractor	Witness 1	Witness 2	Employer	Witness 1	Witness 2

MBD 3.2

PRICE ADJUSTMENTS

A NON-FIRM PRICES SUBJECT TO ESCALATION

1. N CASES OF PERIOD CONTRACTS, NON-FIRM PRICES WILL BE ADJUSTED (LOADED) WITH THE ASSESSED CONTRACT PRICE ADJUSTMENTS IMPLICIT IN NON-FIRM PRICES WHEN CALCULATING THE COMPARATIVE PRICES

2. I N THIS CATEGORY PRICE ESCALATIONS WILL ONLY BE CONSIDERED IN TERMS OF THE FOLLOWING FORMULA:

$$Pa = (1 - V)Pt\left[D1\frac{R1t}{R1o} + D2\frac{R2t}{R2o} + D3\frac{R3t}{R3o} + D4\frac{R4t}{R4o}\right] + VPt$$

Where:

Pa	=	The new escalated price to be calculated.
(1-V) Pt	=	85% of the original bid price. **Note that Pt must always be the original bid price and not an escalated price.**
D1, D 2.	=	Each factor of the bid price e.g. labour, transport, clothing, footwear, etc. The total of the various factors D1, D2…etc. must add up to 100%.
R1t, R2t……	=	Index figure obtained from new index (depends on the number of factors used).
R1o, R2o	=	Index figure at time of bidding.
VPt	=	15% of the original bid price. This portion of the bid price remains firm i.e. it is not subject to any price escalations

3. The following index/indices must be used to calculate your bid price:

Index……. Dated……. Index……. Dated……. Index……. Dated…….

Index……. Dated……. Index……. Dated……. Index……. Dated…….

4. FURNISH A BREAKDOWN OF YOUR PRICE IN TERMS OF ABOVE-MENTIONED FORMULA. THE TOTAL OF THE VARIOUS FACTORS MUST ADD UP TO 100%.

FACTOR (D1, D2 etc. e.g. Labour, transport etc.)	PERCENTAGE OF BID PRICE

Contractor	Witness 1	Witness 2	Employer	Witness 1	Witness 2

MBD 3.2

B PRICES SUBJECT TO RATE OF EXCHANGE VARIATIONS

1. Please furnish full particulars of your financial institution, state the currencies used in the conversion of the prices of the items to South African currency, which portion of the price is subject to rate of exchange variations and the amounts remitted abroad.

PARTICULARS OF FINANCIAL INSTITUTION	ITEM NO	PRICE	CURRENCY	RATE	PORTION OF PRICE SUBJECT TO ROE	AMOUNT IN FOREIGN CURRENCY REMITTED ABROAD
				ZAR=		
				ZAR=		
				ZAR=		
				ZAR=		
				ZAR=		
				ZAR=		

2. Adjustments for rate of exchange variations during the contract period will be calculated by using the average monthly exchange rates as issued by your commercial bank for the periods indicated hereunder: (Proof from bank required)

AVERAGE MONTHLY EXCHANGE RATES FOR THE PERIOD:	DATE DOCUMENTATION MUST BE SUBMITTED TO THIS OFFICE	DATE FROM WHICH NEW CALCULATED PRICES WILL BECOME EFFECTIVE	DATE UNTIL WHICH NEW CALCULATED PRICE WILL BE EFFECTIVE

SECTION T2.2.8: FORM H: DECLARATION OF INTEREST

MBD 4

DECLARATION OF INTEREST

1. No bid will be accepted from persons in the service of the state[1].

2. Any person, having a kinship with persons in the service of the state, including a blood relationship, may make an offer or offers in terms of this invitation to bid. In view of possible allegations of favouritism, should the resulting bid, or part thereof, be awarded to persons connected with or related to persons in service of the state, it is required that the bidder or their authorised representative declare their position in relation to the evaluating/adjudicating authority.

3 In order to give effect to the above, the following questionnaire must be completed and submitted with the bid.

3.1 Full Name of bidder or his or her representative……...

3.2 Identity Number: …….

3.3 Position occupied in the Company (director, trustee, hareholder[2]) ……...

3.4 Company Registration Number: …….

3.5 Tax Reference Number……

3.6 VAT Registration Number: ……

3.7 The names of all directors / trustees / shareholders members, their individual identity numbers and state employee numbers must be indicated in paragraph 4 below.

3.8 Are you presently in the service of the state? **YES / NO**

3.8.1 If yes, furnish particulars. ….……

……..

……

[1]MSCM Regulations: "in the service of the state" means to be –

(a) a member of –
  (i) any municipal council;
  (ii) any provincial legislature; or
  (iii) the national Assembly or the national Council of provinces;

(b) a member of the board of directors of any municipal entity;
(c) an official of any municipality or municipal entity;
(d) an employee of any national or provincial department, national or provincial public entity or constitutional institution within the meaning of the Public Finance Management Act, 1999 (Act No.1 of 1999);
(e) a member of the accounting authority of any national or provincial public entity; or
(f) an employee of Parliament or a provincial legislature.

[2] Shareholder" means a person who owns shares in the company and is actively involved in the management of the company or business and exercises control over the company.

3.9 Have you been in the service of the state for the past twelve months? **YES / NO**

3.9.1 If yes, furnish particulars.……...……...

……

3.10 Do you have any relationship (family, friend, other) with persons in the service of the state and who may be involved with the evaluation and or adjudication of this bid? **YES / NO**

3.10.1 If yes, furnish particulars…….

……

3.11 Are you, aware of any relationship (family, friend, other) between any other bidder and any persons in the service of the state who may be involved with the evaluation and or adjudication of this bid? **YES / NO**

3.11.1 If yes, furnish particulars

……

……

1.

3.12 Are any of the company's directors, trustees, managers, principle shareholders or stakeholders in service of the state? **YES / NO**

3.12.1 If yes, furnish particulars.

……

……

3.13 Are any spouse, child or parent of the company's directors trustees, managers, principle shareholders or stakeholders in service of the state? **YES / NO**

3.13.1 If yes, furnish particulars.

……

……

3.14 Do you or any of the directors, trustees, managers, principal shareholders, or stakeholders of this company have any interest in any other related companies or business whether or not they are bidding for this contract. **YES / NO**

3.14.1 If yes, furnish particulars:

……

……

4. Full details of directors / trustees / members / shareholders.

Full Name	Identity Number	State Employee Number

…….. ……..
Signature **Date**

……. ……
Capacity **Name of Bidder**

SECTION T2.2.9: FORM I: DECLARATION FOR PROCUREMENT ABOVE R10 MILLION (Not applicable)

MBD 5

DECLARATION FOR PROCUREMENT ABOVE R10 MILLION (ALL APPLICABLE TAXES INCLUDED)

For all procurement expected to exceed R10 million (all applicable taxes included), bidders must complete the following questionnaire:

		***YES/NO**
1	Are you by law required to prepare annual financial statements for auditing?	
1.1	If yes, submit audited annual financial statements for the past three years or since the date of establishment if established during the past three years.	
	……	
	……	
2	Do you have any outstanding undisputed commitments for municipal services towards any municipality for more than three months or any other service provider in respect of which payment is overdue for more than 30 days?	***YES/NO**
2.1	If no, this serves to certify that the bidder has no undisputed commitments for municipal services towards any municipality for more than three months or other service provider in respect of which payment is overdue for more than 30 days.	
2.2	If yes, provide particulars.	
	……..	
	…….	

* Delete if not applicable

Contractor	Witness 1	Witness 2	Employer	Witness 1	Witness 2

3 Has any contract been awarded to you by an organ of state during the past five years, including particulars of any material non-compliance or dispute concerning the execution of such contract? ***YES / NO**

3.1 If yes, furnish particulars

……

……

……

4. Will any portion of goods or services be sourced from outside the Republic, and, if so, what portion and whether any portion of payment from the municipality / municipal entity is expected to be transferred out of the Republic? ***YES/NO**

4.1 If yes, furnish particulars

……

……..

……

CERTIFICATION

I, THE UNDERSIGNED (NAME ……

CERTIFY THAT THE INFORMATION FURNISHED ON THIS DECLARATION FORM IS CORRECT.

I ACCEPT THAT THE STATE MAY ACT AGAINST ME SHOULD THIS DECLARATION PROVE TO BE FALSE

.

…….. ……..
Signature Date

……..... …….....
Position Name of Bidder

SECTION T2.2.10: FORM J: PREFERENCE POINTS CLAIM FORM IN TERMS OF THE PREFERENTIAL PROCUREMENT REGULATIONS 2022

MBD 6.1

PREFERENCE POINTS CLAIM FORM IN TERMS OF THE PREFERENTIAL PROCUREMENT REGULATIONS 2022

This preference form must form part of all tenders invited. It contains general information and serves as a claim form for preference points for specific goals.

NB: BEFORE COMPLETING THIS FORM, TENDERERS MUST STUDY THE GENERAL CONDITIONS, DEFINITIONS AND DIRECTIVES

APPLICABLE IN RESPECT OF THE TENDER AND PREFERENTIAL PROCUREMENT REGULATIONS, 2022

1. GENERAL CONDITIONS

1.1 The following preference point systems are applicable to invitations to tender:

- the 80/20 system for requirements with a Rand value of up to R50 000 000 (all applicable taxes included); and
- the 90/10 system for requirements with a Rand value above R50 000 000 (all applicable taxes included).

1.2 **Applicable Preference Point System**

a) The applicable preference point system for this bids is the 80/20 preference point system.

1.3 Points for this tender (even in the case of a tender for income-generating contracts) shall be awarded for: (a) Price; and
(b) Specific Goals.

1.4 **To be completed by the organ of state:**

The maximum points for this tender are allocated as follows:

	POINTS
PRICE	80
SPECIFIC GOALS	20
Total points for Price and SPECIFIC GOALS	**100**

Note: The bidder must submit a CSD number or CIPC documents indicating share ownership or directorship of the company or a comprehensive CSD report which must indicate the names of the owners, their gender, race, age, whether there is a person living with disability

or not (Medical certificate will be used to verify the disability status of the bidder) in order to claim the preferential procurement points.

1.4.1 Failure on the part of a tenderer to submit proof or documentation required in terms of this tender to claim points for specific goals with the tender, will be interpreted to mean that preference points for specific goals are not claimed.

1.4.2 The organ of state reserves the right to require of a tenderer, either before a tender is adjudicated or at any time subsequently, to substantiate any claim in regard to preferences, in any manner required by the organ of state.

2. DEFINITIONS

(a) **"tender"** means a written offer in the form determined by an organ of state in response to an invitation to provide goods or services through price quotations, competitive tendering process or any other method envisaged in legislation;

(b) **"price"** means an amount of money tendered for goods or services, and includes all applicable taxes less all unconditional discounts;

(c) **"rand value"** means the total estimated value of a contract in Rand, calculated at the time of bid invitation, and includes all applicable taxes;

(d) **"tender for income-generating contracts"** means a written offer in the form determined by an organ of state in response to an invitation for the origination of income-generating contracts through any method envisaged in legislation that will result in a legal agreement between the organ of state and a third party that produces revenue for the organ of state, and includes, but is not limited to, leasing and disposal of assets and concession contracts, excluding direct sales and disposal of assets through public auctions; and

(e) **"the Act"** means the Preferential Procurement Policy Framework Act, 2000 (Act No. 5 of 2000).

3. FORMULAE FOR PROCUREMENT OF GOODS AND SERVICES

3.1. POINTS AWARDED FOR PRICE

3.1.1 THE 80/20 OR 90/10 PREFERENCE POINT SYSTEMS

A maximum of 80 or 90 points is allocated for price on the following basis:

80/20 or 90/10

$$Ps = 80\left(1 - \frac{Pt - P\,min}{P\,min}\right) \quad \text{or} \quad Ps = 90\left(1 - \frac{Pt - P\,min}{P\,min}\right)$$

Where

Ps = Points scored for price of tender under consideration

Pt = Price of tender under consideration

Pmin = Price of lowest acceptable tender

3.2. FORMULAE FOR DISPOSAL OR LEASING OF STATE ASSETS AND INCOME GENERATING PROCUREMENT

3.2.1 POINTS AWARDED FOR PRICE

A maximum of 80 or 90 points is allocated for price on the following basis:

80/20 **or** **90/10**

$$Ps = 80\left(1 + \frac{Pt - P\,max}{P\,max}\right) \quad \text{or} \quad Ps = 90\left(1 + \frac{Pt - P\,max}{Pmax}\right)$$

Where

Ps = Points scored for price of tender under consideration

Pt = Price of tender under consideration

Pmax = Price of highest acceptable tender

4. POINTS AWARDED FOR SPECIFIC GOALS

4.1. In terms of Regulation 4(2); 5(2); 6(2) and 7(2) of the Preferential Procurement Regulations, preference points must be awarded for specific goals stated in the tender. For the purposes of this tender the tenderer will be allocated points based on the goals stated in table 1 below as may be supported by proof/ documentation stated in the conditions of this tender:

4.2. In cases where organs of state intend to use Regulation 3(2) of the Regulations, which states that, if it is unclear whether the 80/20 or 90/10 preference point system applies, an organ of state must, in the tender documents, stipulate in the case of—

(a) an invitation for tender for income-generating contracts, that either the 80/20 or 90/10 preference point system will apply and that the highest acceptable tender will be used to determine the applicable preference point system; or

(b) any other invitation for tender, that either the 80/20 or 90/10 preference point system will apply and that the lowest acceptable tender will be

used to determine the applicable preference point system, then the organ of state must indicate the points allocated for specific goals for both the 90/10 and 80/20 preference point system.

Table 1: Specific goals for the tender and points claimed are indicated per the table below.

Note to tenderers: The tenderer must indicate how they claim points for each preference point system.

The specific goals allocated points in terms of this tender.	**Number of points allocated (80/20 system) (To be completed by the organ of state)**	**Number of points claimed (80/20 system) (To be completed by the tenderer)**
Points for HDI status (At least 51% Black owned)	10	
Points for 51% Women's Equity	4	
Points for black person with Disability	3	
Points for 51% owned Youth firm	3	
Form not completed or submitted	0	

Note: The bidder must submit a CSD number or CIPC documents indicating share ownership or directorship of the company or a comprehensive CSD report which must indicate the names of the owners, their gender, race, age, whether there is a person living with disability or not (Medical certificate will be used to verify the disability status of the bidder) in order to claim the preferential procurement points.

DECLARATION WITH REGARD TO COMPANY/FIRM

4.3. Name of company/firm…….

4.4. Company registration number: ……...

4.5. TYPE OF COMPANY/ FIRM

- ☐ Partnership/Joint Venture / Consortium
- ☐ One-person business/sole proprietor
- ☐ Close corporation

- ☐ Public Company
- ☐ Personal Liability Company
- ☐ (Pty) Limited
- ☐ Non-Profit Company
- ☐ State Owned Company

[Tick applicable box]

4.6. I, the undersigned, who is duly authorised to do so on behalf of the company/firm, certify that the

points claimed, based on the specific goals as advised in the tender, qualifies the company/ firm for the preference(s) shown and I acknowledge that:

i) The information furnished is true and correct;

ii) The preference points claimed are in accordance with the General Conditions as indicated in paragraph 1 of this form;

iii) In the event of a contract being awarded as a result of points claimed as shown in paragraphs 1.4 and 4.2, the contractor may be required to furnish documentary proof to the satisfaction of the organ of state that the claims are correct;

iv) If the specific goals have been claimed or obtained on a fraudulent basis or any of the conditions of contract have not been fulfilled, the organ of state may, in addition to any other remedy it may have –

(a) disqualify the person from the tendering process;

(b) recover costs, losses or damages it has incurred or suffered as a result of that person's conduct;

(c) cancel the contract and claim any damages which it has suffered as a result of having to make less favourable arrangements due to such cancellation;

(d) recommend that the tenderer or contractor, its shareholders and directors, or only the shareholders and directors who acted on a fraudulent basis, be restricted from obtaining business from any organ of state for a period not exceeding 10 years, after the *audi alteram partem* (hear the other side) rule has been applied; and

(e) forward the matter for criminal prosecution, if deemed necessary.

.....
SIGNATURE(S) OF TENDERER(S)

SURNAME AND NAME: .....

DATE: .....

ADDRESS: .....

.....

SECTION T2.2.12: FORM L: PURCHASE OF GOODS/WORKS

MBD 7.1

CONTRACT FORM - PURCHASE OF GOODS/SERVICES

THIS FORM MUST BE FILLED IN DUPLICATE BY BOTH THE SUCCESSFUL BIDDER (PART 1) AND THE PURCHASER (PART 2). BOTH FORMS MUST BE SIGNED IN THE ORIGINAL SO THAT THE SUCCESSFUL BIDDER AND THE PURCHASER WOULD BE IN POSSESSION OF ORIGINALLY SIGNED CONTRACTS FOR THEIR RESPECTIVE RECORDS.

PART 1 (TO BE FILLED IN BY THE BIDDER)

1. I hereby undertake to supply all or any of the goods and/or services described in the attached bidding documents to (name of institution)…….…….. in accordance with the requirements and specifications stipulated in bid number……..…….. at the price/s quoted. My offer/s remain binding upon me and open for acceptance by the purchaser during the validity period indicated and calculated from the closing time of bid.

2. The following documents shall be deemed to form and be read and construed as part of this agreement:

   (i) Bidding documents, *viz*
   - Invitation to bid;
   - Proof of Tax Compliance Status;
   - Pricing schedule(s);
   - Technical Specification(s);
   - Preference claim form for Preferential Procurement in terms of th ҽ Preferential Procurement Regulations;
   - Declaration of interest;
   - Declaration of bidder's past SCM practices;
   - Certificate of Independent Bid Determination;
   - Special Conditions of Contract;

   (ii) General Conditions of Contract; and
   (iii) Other (specify)

3. I confirm that I have satisfied myself as to the correctness and validity of my bid; that the price(s) and rate(s) quoted cover all the goods and/or works specified in the bidding documents; that the price(s) and rate(s) cover all my obligations and I accept that any mistakes regarding price(s) and rate(s) and calculations will be at my own risk.

4. I accept full responsibility for the proper execution and fulfilment of all obligations and conditions devolving on me under this agreement as the principal liable for the due fulfilment of this contract.

5. I declare that I have no participation in any collusive practices with any bidder or any other person regarding this or any other bid.
6. I confirm that I am duly authorised to sign this contract.

NAME (PRINT) ……

CAPACITY ……

SIGNATURE ……

NAME OF FIRM ……

DATE ……

WITNESSES

1 ……

……

DATE: ……

Contractor	Witness 1	Witness 2	Employer	Witness 1	Witness 2

MBD 7.1

CONTRACT FORM - PURCHASE OF GOODS/SERVICES

PART 2 (TO BE FILLED IN BY THE PURCHASER)

1. I…… in my capacity as……..….. accept your bid under reference number ……dated……for the supply of goods/services indicated hereunder and/or further specified in the annexure(s).

2. An official order indicating delivery instructions is forthcoming.

3. I undertake to make payment for the goods/services delivered in accordance with the terms and conditions of the contract, within 30 (thirty) days after receipt of an invoice accompanied by the delivery note.

Part T3. TEM NO.	**PRICE (ALL APPLICABLE TAXES INCLUDED)**	**2. BRAND**	**DELIVERY PERIOD**	**TOTAL PREFERENCE POINTS CLAIMED**	**POINTS CLAIMED FOR EACH SPECIFIC GOAL**

4. I confirm that I am duly authorized to sign this contract.

SIGNED AT ……ON……..

NAME (PRINT) …….

SIGNATURE …….

OFFICIAL STAMP

WITNESSES

…….

…….

DATE …….

SECTION T2.2.13: FORM M: RENDERING OF SERVICES

MBD 7.2

CONTRACT FORM - RENDERING OF SERVICES

THIS FORM MUST BE FILLED IN DUPLICATE BY BOTH THE SERVICE PROVIDER (PART 1) AND THE PURCHASER (PART 2). BOTH FORMS MUST BE SIGNED IN THE ORIGINAL SO THAT THE SERVICE PROVIDER AND THE PURCHASER WOULD BE IN POSSESSION OF ORIGINALLY SIGNED CONTRACTS FOR THEIR RESPECTIVE RECORDS.

PART 1 (TO BE FILLED IN BY THE SERVICE PROVIDER)

7. I hereby undertake to render services described in the attached bidding documents to (name of the institution) ..... in accordance with the requirements and task directives / proposals specifications stipulated in Bid Number.....at the price/s quoted. My offer/s remain binding upon me and open for acceptance by the Purchaser during the validity period indicated and calculated from the closing date of the bid.

8. The following documents shall be deemed to form and be read and construed as part of this agreement:
   (iv) Bidding documents, *viz*
   - Invitation to bid;
   - Proof of tax compliance status;
   - Pricing schedule(s);
   - Filled in task directive/proposal;
   - Preference claim form for Preferential Procurement in terms of the Preferential Procurement Regulations;
   - Declaration of interest;
   - Declaration of Bidder's past SCM practices;
   - Certificate of Independent Bid Determination;
   - Special Conditions of Contract;

   (v) General Conditions of Contract; and
   (vi) Other (specify)

9. I confirm that I have satisfied myself as to the correctness and validity of my bid; that the price(s) and rate(s) quoted cover all the services specified in the bidding documents; that the price(s) and rate(s) cover all my obligations and I accept that any mistakes regarding price(s) and rate(s) and calculations will be at my own risk.

10. I accept full responsibility for the proper execution and fulfilment of all obligations and conditions devolving on me under this agreement as the principal liable for the due fulfillment of this contract.

11. I declare that I have no participation in any collusive practices with any bidder or any other person regarding this or any other bid.

12. I confirm that I am duly authorised to sign this contract.

NAME (PRINT) …….

CAPACITY …….

SIGNATURE …….

NAME OF FIRM …….

DATE ……

WITNESSES

…….

…….

DATE: ……..

Contractor	Witness 1	Witness 2	Employer	Witness 1	Witness 2

MBD 7.2

CONTRACT FORM - RENDERING OF SERVICES

PART 2 (TO BE FILLED IN BY THE PURCHASER)

4. I……. in my capacity as……..…… accept your bid under reference number ……dated… .....for the rendering of services indicated hereunder and/or further specified in the annexure(s).

5. An official order indicating service delivery instructions is forthcoming.

6. I undertake to make payment for the services rendered in accordance with the terms and conditions of the contract, within 30 (thirty) days after receipt of an invoice.

Part T4. DESCRIPTION OF Part T5. SERVICE	PRICE (ALL APPLICABLE TAXES INCLUDED)	COMPLETION DATE	TOTAL PREFERENCE POINTS CLAIMED	POINTS CLAIMED FOR EACH SPECIFIC GOAL

4. I confirm that I am duly authorised to sign this contract.

SIGNED AT …… ON ……..

NAME (PRINT) ……..

SIGNATURE ……

OFFICIAL STAMP

WITNESSES

…..……

…..……

DATE: ……..

Contractor	Witness 1	Witness 2	Employer	Witness 1	Witness 2

SECTION T2.2.14: FORM N: SALE OF GOODS/WORKS

MBD 7.3

CONTRACT FORM - TENDER FOR INCOME-GENERATING CONTRACTS[1]

THIS FORM MUST BE FILLED IN DUPLICATE BY BOTH THE SUCCESSFUL BIDDER (PART 1) AND THE LESSOR/ SELLER (PART 2). BOTH FORMS MUST BE SIGNED IN THE ORIGINAL SO THAT THE SUCCESSFUL BIDDER AND THE LESSOR/ SELLER WOULD BE IN POSSESSION OF ORIGINALLY SIGNED CONTRACTS FOR THEIR RESPECTIVE RECORDS.

PART 1 (TO BE FILLED IN BY THE BIDDER)

13. I hereby undertake to lease property/ purchase all or any of the goods and/or services described in the attached bidding documents from (name of institution).....in accordance with the requirements stipulated in (bid number)…….…….. at the price/s quoted. My offer/s remain binding upon me and open for acceptance by the seller during the validity period indicated and calculated from the closing time of bid.

14. The following documents shall be deemed to form and be read and construed as part of this agreement:

(vii) Bidding documents, *viz*
- Invitation to bid;
- Proof of tax compliance status;
- Pricing schedule(s);
- Preference claim form for Preferential Procurement in terms of the Preferential Procurement Regulations;
- Declaration of interest;
- Declaration of Bidder's past SCM practices;
- Special Conditions of Contract;

(viii) General Conditions of Contract; and
(ix) Other (specify)

15. I confirm that I have satisfied myself as to the correctness and validity of my bid; that the price(s) quoted covers the leased property/ all the goods and/or services specified in the bidding documents; that the price(s) cover all my obligations and I accept that any mistakes regarding price(s) and calculations will be at my own risk.

16. I accept full responsibility for the proper execution and fulfilment of all obligations and conditions devolving on me under this agreement as the principal liable for the due fulfillment of this contract.

17. I undertake to make payment for the leased property/ goods/services as specified in the bidding documents.

18. I declare that I have no participation in any collusive practices with any bidder or any other person regarding this or any other bid.

19. I confirm that I am duly authorised to sign this contract.

[1] "Tender for income-generating contracts" has the same meaning as defined in the Preferential Procurement Regulations, 2022.

NAME (PRINT) ……

CAPACITY ……

SIGNATURE ……

NAME OF FIRM ……

DATE ……

WITNESSES

1 ……..……..……

……..

DATE: ……..

MBD 7.3

CONTRACT FORM - TENDER FOR INCOME-GENERATING CONTRACTS

PART 2 (TO BE FILLED IN BY THE LESSOR/ SELLER)

7. I…… in my capacity as……..…..
accept your bid under reference number ……dated……for the leasing of property/ purchase of goods/services indicated hereunder and/or further specified in the annexure(s).

8. I undertake to make the leased property/ goods/services available in accordance with the terms and conditions of the contract.

Part T6. TEM NO.	DESCRIPTION	PRICE (ALL APPLICABLE TAXES INCLUDED)	TOTAL PREFERENCE POINTS CLAIMED	POINTS CLAIMED FOR EACH SPECIFIC GOAL

4. I confirm that I am duly authorized to sign this contract.

SIGNED AT ……ON……..

NAME (PRINT) …….

SIGNATURE …….

OFFICIAL STAMP

WITNESSES

…….

…….

DATE …….

Contractor	Witness 1	Witness 2	Employer	Witness 1	Witness 2

SECTION T2.2.15: FORM O: DECLARATION OF BIDDER'S PAST SUPPLY CHAIN MANAGEMENT PRACTICES.

MBD 8

DECLARATION OF BIDDER'S PAST SUPPLY CHAIN MANAGEMENT PRACTICES

1 This Municipal Bidding Document must form part of all bids invited.

2 It serves as a declaration to be used by municipalities and municipal entities in ensuring that when goods and services are being procured, all reasonable steps are taken to combat the abuse of the supply chain management system.

3 The bid of any bidder may be rejected if that bidder, or any of its directors have:

a. abused the municipality's / municipal entity's supply chain management system or committed any improper conduct in relation to such system;
b. been convicted for fraud or corruption during the past five years;
c. willfully neglected, reneged on or failed to comply with any government, municipal or other public sector contract during the past five years; or
d. been listed in the Register for Tender Defaulters in terms of section 29 of the Prevention and Combating of Corrupt Activities Act (No 12 of 2004).

4 In order to give effect to the above, the following questionnaire must be completed and submitted with the bi

Item	Question	Yes	No
4.1	Is the bidder or any of its directors listed on the National Treasury's Database of Restricted Suppliers as companies or persons prohibited from doing business with the public sector? **(Companies or persons who are listed on this Database were informed in writing of this restriction by the Accounting Officer/Authority of the institution that imposed the restriction after the *audi alteram partem* rule was applied).** The Database of Restricted Suppliers now resides on the National Treasury's website(**www.treasury.gov.za**) and can be accessed by clicking on its link at the bottom of the home page.	Yes ☐	No ☐
4.1.1	If so, furnish particulars:		
4.2	Is the bidder or any of its directors listed on the Register for Tender Defaulters in terms of section 29 of the Prevention and Combating of Corrupt Activities Act (No 12 of 2004)? **The Register for Tender Defaulters can be accessed on the National Treasury's website (www.treasury.gov.za) by clicking on its link at the bottom of the home page.**	Yes ☐	No ☐

4.2.1	If so, furnish particulars:		
4.3	Was the bidder or any of its directors convicted by a court of law (including a court of law outside the Republic of South Africa) for fraud or corruption during the past five years?	Yes ☐	No ☐
4.3.1	If so, furnish particulars:		
Item	**Question**	**Yes**	**No**
4.4	Does the bidder or any of its directors owe any municipal rates and taxes or municipal charges to the municipality / municipal entity, or to any other municipality / municipal entity, that is in arrears for more than three months?	Yes ☐	No ☐
4.4.1	If so, furnish particulars:		
4.5	Was any contract between the bidder and the municipality / municipal entity or any other organ of state terminated during the past five years on account of failure to perform on or comply with the contract?	Yes ☐	No ☐
4.7.1	If so, furnish particulars:		

CERTIFICATION

**I, THE UNDERSIGNED (FULL NAME) ……..……..……
CERTIFY THAT THE INFORMATION FURNISHED ON THIS DECLARATION FORM TRUE AND CORRECT.**

I ACCEPT THAT, IN addition TO CANCELLATION OF A CONTRACT, ACTION MAY BE TAKEN AGAINST ME SHOULD THIS DECLARATION PROVE TO BE FALSE.

……...	**……..**
Signature	**Date**
……	**…….**
Position	**Name of Bidder**

SECTION T2.2.16: FORM P: CERTIFICATE OF INDEPENDENT BID DETERMINATION.

MBD 9

CERTIFICATE OF INDEPENDENT BID DETERMINATION

1 This Municipal Bidding Document (MBD) must form part of all bids[1] invited.

2 Section 4 (1) (b) (iii) of the Competition Act No. 89 of 1998, as amended, prohibits an agreement between, or concerted practice by, firms, or a decision by an association of firms, if it is between parties in a horizontal relationship and if it involves collusive bidding (or bid rigging).[2] Collusive bidding is a *pe se* prohibition meaning that it cannot be justified under any grounds.

3 Municipal Supply Regulation 38 (1) prescribes that a supply chain management policy must provide measures for the combating of abuse of the supply chain management system, and must enable the accounting officer, among others, to:

a. takes all reasonable steps to prevent such abuse;

b. rejects the bid of any bidder if that bidder or any of its directors has abused the supply chain management system of the municipality or municipal entity or has committed any improper conduct in relation to such system; and

c. cancels a contract awarded to a person if the person committed any corrupt or fraudulent act during the bidding process or the execution of the contract.

4 This MBD serves as a certificate of declaration that would be used by institutions to ensure that, when bids are considered, reasonable steps are taken to prevent any form of bid-rigging.

5 In order to give effect to the above, the attached Certificate of Bid Determination (MBD 9) must be completed and submitted with the bid:

[1] Includes price quotations, advertised competitive bids, limited bids and proposals.

[2] Bid rigging (or collusive bidding) occurs when businesses, that would otherwise be expected to compete, secretly conspire to raise prices or lower the quality of goods and / or services for purchasers who wish to acquire goods and / or services through a bidding process. Bid rigging is, therefore, an agreement between competitors not to compete.

MBD 9

CERTIFICATE OF INDEPENDENT BID DETERMINATION

I, the undersigned, in submitting the accompanying bid:

_____
(Bid Number and Description)

in response to the invitation for the bid made by:

_____
(Name of Municipality / Municipal Entity)

do hereby make the following statements that I certify to be true and complete in every respect:

I certify, on behalf of .....that
(Name of Bidder)

1. I have read and I understand the contents of this Certificate;
2. I understand that the accompanying bid will be disqualified if this Certificate is found not to be true and complete in every respect;
3. I am authorized by the bidder to sign this Certificate, and to submit the accompanying bid, on behalf of the bidder;
4. Each person whose signature appears on the accompanying bid has been authorized by the bidder to determine the terms of, and to sign, the bid, on behalf of the bidder;
5. For the purposes of this Certificate and the accompanying bid, I understand that the word “competitor” shall include any individual or organization, other than the bidder, whether or not affiliated with the bidder, who:

   (a) has been requested to submit a bid in response to this bid invitation;
   (b) could potentially submit a bid in response to this bid invitation, based on their qualifications, abilities or experience; and
   (c) provides the same goods and services as the bidder and/or is in the same line of business as the bidder

MBD 9

6. The bidder has arrived at the accompanying bid independently from, and without consultation, communication, agreement or arrangement with any competitor. However, communication between partners in a joint venture or consortium[3] will not be construed as collusive bidding.
7. In particular, without limiting the generality of paragraphs 6 above, there has been no consultation, communication, agreement or arrangement with any competitor regarding:
   (a) prices;
   (b) geographical area where product or service will be rendered (market allocation)
   (c) methods, factors or formulas used to calculate prices;
   (d) the intention or decision to submit or not to submit, a bid;
   (e) the submission of a bid which does not meet the specifications and conditions of the bid; or
   (f) bidding with the intention not to win the bid.
8. In addition, there have been no consultations, communications, agreements or arrangements with any competitor regarding the quality, quantity, specifications and conditions or delivery particulars of the products or services to which this bid invitation relates.
9. The terms of the accompanying bid have not been, and will not be, disclosed by the bidder, directly or indirectly, to any competitor, prior to the date and time of the official bid opening or of the awarding of the contract.

[3] Joint venture or Consortium means an association of persons for the purpose of combining their expertise, property, capital, efforts, skill and knowledge in an activity for the execution of a contract.

MBD 9

10. I am aware that, in addition and without prejudice to any other remedy provided to combat any restrictive practices related to bids and contracts, bids that are suspicious will be reported to the Competition Commission for investigation and possible imposition of administrative penalties in terms of section 59 of the Competition Act No 89 of 1998 and or may be reported to the National Prosecuting Authority (NPA) for criminal investigation and or may be restricted from conducting business with the public sector for a period not exceeding ten (10) years in terms of the Prevention and Combating of Corrupt Activities Act No 12 of 2004 or any other applicable legislation.

……	……
Signature	Date
……..	……
Position	Name of Bidder

SECTION T2.2.17: FORM Q: SCHEDULE OF PLANT AND EQUIPMENT

The following are lists of major items of relevant equipment that I/we presently own or lease and will have available for this contract or will acquire or hire for this contract if my/our tender is accepted.

(a) Details of major equipment that is owned by and immediately available for this contract.
Proof of ownership to be submitted with tender.

Quantity	Description, size, capacity, etc.

Attach additional pages if more space is required.

(b) Details of major equipment that will be hired or acquired for this contract if my/our tender is acceptable.
A signed letter from plant Hire Company confirming availability to the service provider for this particular contract and the ownership documents from the hiring company.

Quantity	Description, size, capacity, etc.

NB: ATTACH ADDITIONAL PAGES IF MORE SPACE IS REQUIRED.

Signature of person authorised to sign the tender:

Date:

SECTION T2.2.18: FORM R: SCHEDULE OF WORK CARRIED OUT BY THE TENDERER

Tenderers are required to demonstrate relevant past experience and competency and appointment letter, completion certificate, letter/certificate confirming end of defects liability period and reference letter. Tenderers are required to submit full details of, and reliable contactable references for, relevant project which were successfully completed. Projects relevant must be of similar scope, nature and size, completed within the last **Ten (10) years**.

If the service provider is sub contracted the main contractor's appointment letter and completion certificate should be attached, together with the appointment letter of the subcontractor and completion certificate of the work done by the subcontractor including other key attachments as indicated on first paragraph

Employer (Name, Tel No, Fax No)	Consulting Engineer (Name, Tel No, Fax No)	Nature Of Work	Value Of Work	Year Completed
Successful completion of relevant similar experience on Renovations and/or New Building projects				

Signature of person authorised to sign the tender:

Date:

Contractor	Witness 1	Witness 2	Employer	Witness 1	Witness 2

SECTION T2.2.19: FORM S: CERTIFICATE OF TENDERER'S VISIT TO THE SITE

Not Applicable

SECTION T2.2.20: FORM T: KEY-PERSONNEL/ SUPERVISORY AND MANAGEMENT STAFF

The Tenderer shall, submit the names of all management and supervisory staff that will be employed to supervise the Contract. **Please attach CV and certified copy of qualification of the proposed key personnel. The Tenderer shall also include an organogram of the project team and the company structure.**

The Tenderer shall ensure that, the years of experience indicated on the forms below correlates with the ones indicated on the CV's of the proposed individual, should there be discrepancies the year's indicated on the CV will take precedence

In case of foreign qualification SAQA certificate of evaluation for the qualifications must be attached. It must have the name of the qualification, awarding body and recommended recognition.

1. Position	**Contract Manager**
Name	
Indicate Qualifications (minimum of **NQF level 7) Civil`/Building Engineering or Project Management degree or Btech or Higher, NQF 7 Labour Intensive registered with ECSA or SACPCMP**	
Indicate Years of Experience **as a Professional Construction Manager (Pr.CM)/ Pr Eng/Tech.**	
ECSA or SACPCMP Registration	
List of Projects Worked on As a Contract Manger.	
Currently Employed by Tenderer (Y/N)	
Signature	

2. Position	**Site Agent/ Construction Manager (Construction Regulation 2014)**
Name	
Indicate Qualifications (minimum of **NQF level 6) Civil/Building engineering Diploma or Higher**	
Indicate Years of Experience	
Professional Registration:	
List of Projects Worked on As a Construction Manager	
Currently Employed by Tenderer (Y/N)	
Signature	

3. Position	**Foreman/Construction Supervisor (Construction Regulation 2014)**
Name	
Indicate Qualifications (minimum of **NQF level 6) Civil/Building engineering Diploma or Higher**	
Indicate Years of Experience **as Construction Supervisor**	
Professional Registration if any	
List of Projects Worked on As a Construction Supervisor	
Currently Employed by Tenderer (Y/N)	
Signature	

4. Position	**Construction Health and Safety Officer (Construction Regulation 2014)**
Name	
Indicate Qualification minimum of **NQF level 6 or 7** in Safety Management or SAMTRAC/NOSA Certificate	
Indicate Years of Experience **as Construction Health and Safety Officer**	
SACPCMP Registration if any	
List of Projects Worked on As a Construction Health and Safety Officer	
Currently Employed by Tenderer (Y/N)	
Signature	

Summary of the Project Team	Role

Signature of person authorised to sign the tender:……..

Date:……

Contractor	Witness 1	Witness 2	Employer	Witness 1	Witness 2

SECTION T2.2.21: FORM U: QUALITY MANAGEMENT SYSTEMS

Briefly describe the construction quality system incorporated by the tenderer in his organisation and which will be applicable to this Contract.

	Name of responsible Company /or Person (In case of Person give years' experience and qualification)
Building Works	
Electrical Installation Works	
Fire Installation Works	
Carpentry	
Steelworks	
Concrete works	
Roads and Stomwater	
Water and Sewer	

Signature of person authorised to sign the tender: ……..

Date: ……

SECTION T2.2.22: FORM V: COMPLIANCE WITH OHSA (ACT 85 OF 1993)

Tenderers are required to satisfy the Employer and the Engineer as to their ability and available resources to comply with the above by answering the following questions and providing the relevant information required below.

1. Is the Contractor familiar with the OHSA (ACT 85 of 1993) and its Regulations? Yes □ / No □

2. Who will prepare the Contractor's Health and Safety Plan? (Section T2.2.18 – Form R) (Provide a copy of the person/s curriculum vitae/s or company profile). Yes □ / No □

3. Does the Contractor have a health and safety policy? (if yes, provide a copy). How is this policy communicated to all employees? Yes □ / No □

4. Does the Contractor keep records of safety aspects of each construction site? If yes, what records are kept? Yes □ / No □

5. Does the Contractor conduct monthly safety meetings? If yes, who is the chairperson of the meeting, and who attends these meetings? Yes □ / No □

6. Does the Contractor have a safety officer in his employment, responsible for the overall safety of his company?
If yes, please explain his duties and provide a copy of his CV. Yes □ / No □

7. Does the Contractor have trained first aid employees? If yes, indicate who. Yes □ / No □

8. Does the Contractor have a safety induction training programme in place? (If yes, provide a copy) Yes □ / No □

Signature of person authorised to sign the tender:

Date:

Contractor	Witness 1	Witness 2	Employer	Witness 1	Witness 2

SECTION T2.2.23: FORM W: CSD SUPPLIER NUMBER AND TAX COMPLIANCE PIN

Bidders registered on the **National Treasury Central Supplier Database (CSD**) are required to submit their unique **Personal Identification Number (PIN)** issued by SARS in the space provided below as stipulated in Clause F2.28.

In bids where Consortia / Joint Ventures / Sub-contractors are involved; each party **must** submit a separate proof of **TCS / PIN / CSD** number.

Where no TCS is available but the bidder is registered on the Central Supplier Database (CSD), a **CSD number** must be provided

The certificates may be stapled into the tender document without taking the tender document apart or may be attached in a separate file to the tender document.

If the documents are not included in the document, the tender will be regarded as being NON-RESPONSIVE.

Tenderer/Leading JV Partner

Name of Company:	
CSD Supplier Number: (Master Registration Number)	
Tax Compliance PIN number:	

JV Partner 1

Name of Company:	
CSD Supplier Number: (Master Registration Number)	
Tax Compliance PIN number:	

JV Partner 2

Name of Company:	
CSD Supplier Number: (Master Registration Number)	
Tax Compliance PIN number:	

***NB:** **All contractors, even tendering in JV, must be registered with National Treasury Central Suppler Database**

SECTION T2.2.24: FORM X: PRELIMINARY PROGRAMME

The Tenderer shall attach a preliminary programme reflecting the proposed sequence and tempo of execution of the various activities comprising the work for this Contract. The programme shall be in accordance with the information supplied in the Contract, requirements of the Project Specifications and with all other aspects of the Tender.

Note: The programme must be done with Microsoft projects or similar programmes and be based on the completion time as specified in the Contract Data. The programme must be typed, not handwritten.

SECTION T2.2.25 FORM Y: ESTIMATED MONTHLY EXPENDITURE

The tenderer shall, in the table below, state the estimated cash flow on the contract based on his preliminary programme, his tendered unit rates and his submission of payment certificates to the Employer. Amounts for Contract Price Adjustment shall not be included.

Payment Certificate No.	Amount (VAT Included)					
	a	B	a-b			Cumulative cash flow
	Payments Received	Expenditure		Net cash flow		
1	None		d		**j=d**	
2			e		k=j+e	
3			f		l=k+f	
4			g		m=l+g	
5			h		n=m+h	
6			etc		etc	
7						
8						
9						
10						
11						
12						
13						
14						
Etc						
Maximum negative cash flow: take the largest negative number in the last column and write it here >>>>>>>>>>>>>>>>>>>>>>>>>>>>>>>>>>>>>>>						

From what sources will you fund the above amount (e.g. funds internally available, bank overdraft, loan, partner (his source), etc.)

Signature of person authorised to sign the tender:…………………………………………………………….

Date:……………………………………………

SECTION T2.2.26 FORM Z: ALTERATIONS BY TENDERER

Should the Tenderer desire to have any departures from, or modifications to the General Conditions of Contract, Specifications, Bill of Quantities or Drawings considered, or to qualify his tender in any way, he shall set out his proposals clearly hereunder or alternatively state them in a covering letter attached to his tender and referred to hereunder.

PAGE	DESCRIPTION

Signature of person authorised to sign the tender:……..

Date: ……

SECTION T2.2.27: FORM AA: DECLARATION CERTIFICATE FOR LOCAL LABOUR PARTICIPATION

1. Definitions

1.1. Targeted Labour

Individuals, employed by the contractor in the performance of the contract, who are defined as the target group in the contract and who permanently reside in the target area or who are recognized as being residents of the target area on the basis of identification and association with and recognition by the residents of the target area

1.2. Target Group

For this project the contract does not specify the target group based on gender, age or disability. However, specifically excluded from the Target Group is the contractor's own staff unless such staff are also from the Target Area.

1.3. Target Area

For this project, the target area includes all villages surrounding and are in use**.**

1.4. Labour Maximisation

Labour maximisation shall contribute a minimum of 5%.

2. Conditions associated with the granting of preferences

The tenderer, undertakes to:

1) engage one or more targeted labour in accordance with the provisions of the SANS 1914-4 as varied in section 3 hereunder;
2) accept the sanctions set out in Section 2 below, should such conditions be breached;
3) complete the Targeted Labour (CPG) calculation form contained in Section 5 below; and
4) complete the Supporting Contract Participation Goal Calculation contained in Section 6 below.

3. Variation to the targeted construction procurement specification SANS 1914-4

The variations to SANS 1914-4 are set out below. Should any requirements of the variations conflict with requirements of SANS 1914-4 the requirements of the variations shall prevail

Calculations shall be based as a % of targeted labour costs of the Tender Sum (excluding VAT) and not calculated in accordance with methods 1 or 2 in Annexure A of SANS 1914-4.

4. Sanctions

In the event that the Tenderer fails to substantiate that any failure to achieve the Contract Participation Goal was due to quantitative under runs, the elimination of items, or any other reasons beyond the Contractor's control which may be acceptable to the Employer, it shall be liable to pay to the Employer a financial penalty calculated in the following manner:

$$P = 0{,}50 \times \frac{(D - D_o)}{(100)} \times N_A$$

Where D = tendered Contract Participation Goal percentage.

D_o = the Contract Participation Goal which the Employer's representative based on the credits passed, certifies as being achieved upon completion of the contract.

Contractor	Witness 1	Witness 2	Employer	Witness 1	Witness 2

N_A = Net Amount (Actual contract expenditure, excluding VAT)

P = Rand value of penalty payable

Tender Contract Participation Goal in respect of targeted labour

I/We hereby tender a Contract Participation Goal of ..... % in compliance with the Employer's Socio-Economic Requirements.

The undersigned, who warrants that he/she is duly authorized to do so on behalf of the firm or sole proprietor, confirms that he/she understands the conditions under which such preferences are granted.

Signature:

Name:

Duly authorized to sign on behalf of:

Telephone:

Fax:

5. Supporting Targeted Labour (CPG) calculation

TYPE OF TARGETED LABOUR	TOTAL ESTIMATED WORKING HOURS	RATE	TOTAL ESTIMATED WAGE COST
Permanent labour*			
Temporary labour			
SMME labour			
		Total	

*Note: A tenderer may only claim permanent staff as eligible for preference points if said staff are also from the Target Area. Permanent staff are considered to be those who have been continuously employed by the tenderer for at least three months prior to the commencement of this project.

SIGNED ON BEHALF OF THE TENDERER:.....

SECTION T2.2.28 FORM AB: TENDERERS PERFORMANCE EVALUATION FORM

Report on Contractor's Competence & Performance on similar project for tender Recommendation purpose

The following are to be completed by the Client and Principal Agent and is to be supported in each case by a letter of award and the works completion certificate. Bidders should make a copy of this page, if they have more than 1 project to attach.

If the form is not completed no recommendations for the contractor will be made on competency and performance. Bidders are allowed to make more copies for previous project experience.

PROJECT PERFORMANCE EVALUATION FORM

Project Name of Tenderer: _____

Project name: _____

Project location: _____

Construction period: _____

Completion date: _____

Contract value: _____

A. Please evaluate the performance of the Tenderer on the above mentioned project, on which you were the principal agent, by inserting "Yes" in the relevant box below:

	Poor	Average	Good	Very Good	Excellent
1. Project performance/ time management/ programming					
2. Quality of Workmanship					
3. Resources Personnel					
4. Resources Plant					
5. Financial management/ payment of subcontractors/ cash flows etc					

B. Would you consider / recommend this tenderer again:

YES	NO

C. Any other comments:

_____

_____

Contractor	Witness 1	Witness 2	Employer	Witness 1	Witness 2

D. My contact details are:

Telephone: _____

Cell phone: _____

Fax: _____

E-mail: _____

Thus, signed at _____on this _____day of _____20_____

_____
Signature of principal agent/Employer (Client)/Employer's Agent

COMPANY STAMP

NOTE:

If reference cannot be verified due to the inability to contact the referee or failure on his/her part to respond to a written request to do so, that reference will not score any points.

SECTION T2.2.29 FORM AC: COMPULSORY ENTERPRISE QUESTIONNAIRE

Annex L

(normative)

Compulsory Enterprise questionnaire

The following particulars must be furnished. In the case of a joint venture, separate enterprise questionnaires in respect of each partner must be completed and submitted.

Section 1: Name of enterprise: . . . . . .

Section 2: VAT registration number, if any: . . . . . .

Section 3: CIDB registration number, if any: . . . . . .

Section 4: Particulars of sole proprietors and partners in partnerships

Name*	**Identity number***	**Personal income tax number***

* Complete only if sole proprietor or partnership and attach separate page if more than 3 partners

Section 5: Particulars of companies and close corporations

Company registration number . . . . . .

Close corporation number . . . . . .

Tax reference number . . . . . .

Section 6: The attached MBD4 must be completed for each tender and be attached as a tender requirement.

Section 7: The attached MBD 6 must be completed for each tender and be attached as a requirement.

Section 8: The attached MBD8 must be completed for each tender and be attached as a requirement.

Section 9: The attached MBD9 must be completed for each tender and be attached as a requirement.

The undersigned, who warrants that he / she is duly authorised to do so on behalf of the enterprise:

i) authorizes the Employer to obtain a tax clearance certificate from the South African Revenue Services that my / our tax matters are in order;

ii) confirms that the neither the name of the enterprise or the name of any partner, manager, director or other person, who wholly or partly exercises, or may exercise, control over the enterprise appears on the Register of Tender Defaulters established in terms of the Prevention and Combating of Corrupt Activities Act of 2004;

Signed

Date …… ……

Name

Position …….. ……

Enterprise Name ……

SECTION T2.2.23: FORM W: CENTRAL SUPPLIER DATABASE (CSD) REGISTRATION PRINT OUT

The tenderer must submit a print out of proof of registration with the Central Supplier Database (CSD) **(not older than 5 days prior bid closure)** certificate together with the Bid.

The proof of registration may be stapled into the tender document without taking the tender document apart or may be attached in a separate file to the tender document.

If the document is not included in the document, the tender will be regarded as being NON-RESPONSIVE.

SECTION T2.2.24: FORM X: COMPULSORY ENTERPRISE QUESTIONNAIRE

COMPULSORY ENTERPRISE QUESTIONNAIRE

The following particulars must be furnished. In the case of a joint venture, **separate** enterprise questionnaires in respect of each partner must be completed and submitted.

Section 1: Name of enterprise:

Section 2: VAT registration number, if any:

Section 3: CIDB registration number, if any:

Section 4: Particulars of sole proprietors and partners in partnerships

Name*	Identity number*	Personal income tax number*

* Complete only if sole proprietor or partnership and attach separate page if more than 3 partners

Section 5: Particulars of companies and close corporations

Company registration number

Close corporation number

Tax reference number

Section 6: Record of service of the state

Indicate by marking the relevant boxes with a cross, if any sole proprietor, partner in a partnership or director, manager, principal shareholder or stakeholder in a company or close corporation is currently or has been within the last 12 months in the service of any of the following:

8. a member of any municipal council ☐
9. a member of any provincial legislature
10. a member of the National Assembly or the National Council of Province
11. an employee of any provincial department, national or provincial public entity or constitutional institution within the meaning of the Public Finance Management Act, 1999 (Act 1 of 1999)
12. a member of the board of directors of any municipal entity ☐ ☐
13. a member of an accounting authority of any national or provincial public entity ☐
14. an official of any municipality or municipal entity ☐
15. an employee of Parliament or a provincial legislature ☐

If any of the above boxes are marked, disclose the following: (insert separate page if necessary)

Name of sole proprietor, partner, director, manager, principal shareholder or stakeholder	Name of institution, public office, board or organ of state and position held	Status of service (tick appropriate column)	
		current	Within last12 months

* Insert separate page if necessary

Section 7: Record of spouses, children and parents in the service of the state

Indicate by marking the relevant boxes with a cross, if any spouse, child or parent of a sole proprietor, partner in a partnership or director, manager, principal shareholder or stakeholder in a company or close corporation is currently or has been within the last 12 months been in the service of any of the following:

16. a member of any municipal council ☐
17. a member of any provincial legislature
18. a member of the National Assembly ☐ or the National Council of Province
19. an employee of any provincial department, national or provincial public entity or constitutional institution within the meaning of the Public Finance Management Act, 1999 (Act 1 of 1999)
20. a member of the board of directors of any municipal entity ☐ ☐ ☐
21. a member of an accounting authority of any national or provincial public entity ☐
22. an official of any municipality or municipal entity
23. an employee ☐ of Parliament or a provincial legislature

Name of spouse, child or parent	Name of institution, public office, board or organ of state and position held	Status of service (tick appropriate column)	
		current	Within last 12 months

* Insert separate page if necessary

The undersigned, who warrants that he/she is duly authorised to do so on behalf of the enterprise:

1. authorizes the Employer to obtain a tax clearance certificate from the South African Revenue Services that my / our tax matters are in order;
2. confirms that the neither the name of the enterprise or the name of any partner, manager, director or other person, who wholly or partly exercises, or may exercise, control over the enterprise appears on the Register of Tender Defaulters established in terms of the Prevention and Combating of Corrupt Activities Act of 2004;
3. confirms that no partner, member, director or other person, who wholly or partly exercises, or may exercise, control over the enterprise appears, has within the last five years been convicted of fraud or corruption;
4. confirms that I / we are not associated, linked or involved with any other tendering entities submitting tender offers and have no other relationship with any of the tenderers or those responsible for compiling the scope of work that could cause or be interpreted as a conflict of interest;
5. Confirms that the contents of this questionnaire are within my personal knowledge and are to the best of my belief both true and correct.

The undersigned, who warrants that he / she is duly authorised to do so on behalf of the enterprise, confirms that the contents of this schedule are within my personal knowledge and are to the best of my belief both true and correct.

Signed…….

Date…….

Name……..

Position…….

Tenderer……..

Contractor	Witness 1	Witness 2	Employer	Witness 1	Witness 2

THE CONTRACT

TABLE OF CONTENTS

Reference		Colour	Page No
THE CONTRACT			115
PART C1: AGREEMENT AND CONTRACT DATA			117
Section C1.1:	Form of Offer and Acceptance	Yellow	
Section C1.2:	Contract Data	Yellow	
	Section C1.2.1: Employer to Contractor (EC)	Yellow	
	Section C1.2.2: Changes to JBCC PBA	Yellow	
	Section C1.2.3: Contractor to Employer (CE)	Yellow	
PART C2: PRICING DATA			164
Section C2.1:	Pricing Instructions	Yellow	
Section C2.2:	Provisional Bills of Quantities	Yellow	
PART C3: SCOPE OF WORKS			171
Section C3.1:	Description of Works	Blue	
	Section C3.1.1: Employer's objectives	Blue	
	Section C3.1.2: Location of Works	Blue	
	Section C3.1.3: Overview and Extent of the Works	Blue	
Section C3.2: Engineering		Blue	
	Section C3.2.1: Drawings	Blue	
Section C3.3:	Procurement	Blue	
	Section C3.3.1: Preferential Procurement Procedures	Blue	
	Section C3.3.3: Community Liaison Officer	Blue	
Section C3.4:	Construction	Blue	
	Section C3.4.1: Wayleaves, Permissions and Permits	Blue	
	Section C3.4.2: Construction Standards	Blue	
Section C3.5:	Management	Blue	
	Section C3.5.1: Planning and Programming	Blue	
	Section C3.5.2: Health and Safety	Blue	

PART C1: AGREEMENTS AND CONTRACT DATA

For a proposed contract between **MUSINA LOCAL MUNICIPALITY**

and

(the Contractor)

for **CONTRACTOR FOR CONSTRCUTION OF MABVETE COMMUNITY HALL**

Documentation prepared by: **SIZEYA CONSULTING ENGINEERS**

SECTION C1.1: FORM OF OFFER AND ACCEPTANCE

Musina Local Municipality

CONTRACTOR FOR THE CONSTRUCTION OF MABVETE COMMUNITY HALL

Offer:

The Employer, identified in the Acceptance signature block, has solicited offers to enter into a contract for the procurement of a contractor for the **CONTRACTOR FOR THE CONSTRUCTION OF MABVETE COMMUNITY HALL**

The Tenderer, identified in the Offer signature block below, has examined the documents listed in the Tender Data and addenda thereto as listed in the Tender Schedules, and by submitting this Offer has accepted the Conditions of Tender.

By the representative of the Tenderer, deemed to be duly authorised, signing this part of this Form of Offer and Acceptance, the Tenderer offers to perform all of the obligations and liabilities of the Contractor under the Contract including compliance with all its terms and conditions according to their true intent and meaning for an amount to be determined in accordance with the Conditions of Contract identified in the Contract Data.

The offered total of the prices inclusive of Value Added Tax is:

Amount in Words: .....

.....

R..... (in figures)

(Should there be a discrepancy between the amounts in figures and words, the amount in figures shall govern)

This Offer may be accepted by the Employer by signing the Acceptance part of this Form of Offer and Acceptance and returning one copy of this document to the Tenderer before the end of the period of validity stated in the Tender Data, whereupon the Tenderer becomes the party named as the Contractor in the Conditions of Contract identified in the Contract Data.

It is expressly agreed that no other matter whether in writing, oral communication or implied during the period between the issue of the Bid documents and the receipt by the Bidder of a completed signed copy of this Agreement shall have any meaning or effect in the contract between the parties arising from this Agreement.

FOR THE CONTRACTOR

Signature *(of Person authorised to sign the Tender)*: .....Name *(of Signatory in capitals):* .....

Capacity *(of Signatory):*.....Name of Tenderer *(Organisation):* .....

Address of Tenderer: .....

.....

Telephone number: ..... Fax number: .....

E-mail address: ..... Date: .....

[Failure of a Tenderer to complete and sign this form will invalidate the tender]

Contractor	Witness 1	Witness 2	Employer	Witness 1	Witness 2

Acceptance:

CONSTRUCTION OF THE REMAINDER OF MABVETE COMMUNITY HALL

By signing this part of this Form of Offer and Acceptance, the Employer identified below accepts the tenderer's Offer. In consideration thereof, the Employer shall pay the Contractor the amount due in accordance with the conditions of contract identified in the Contract Data. Acceptance of the tenderer's Offer shall form an agreement between the Employer and the tenderer upon the terms and conditions contained in this agreement and in the contract that is the subject of this agreement.

The terms of the contract, are contained in:

Part C1 Agreements and Contract Data, (which includes this Form of Offer and Acceptance);
Part C2 Pricing Data;
Part C3 Scope of Work: Works Information;
Part C4 Site Information;

and drawings and documents (or parts thereof), which may be incorporated by reference into the above listed Parts.

Deviations from and amendments to the documents listed in the Tender Data and any addenda thereto listed in the Returnable Schedules as well as any changes to the terms of the Offer agreed by the tenderer and the Employer during this process of offer and acceptance, are contained in the Schedule of Deviations attached to and forming part of this Form of Offer and Acceptance. No amendments to or deviations from said documents are valid unless contained in this Schedule.

Deviations from and amendments to the draft contract as well as any changes to the terms of the Offer agreed by the tenderer and the Employer during this process of offer and acceptance, are contained in the Schedule of Deviations attached to and forming part of this Form of Offer and Acceptance. No amendments to or deviations from said documents are valid unless contained in this Schedule.

The tenderer shall within two weeks of receiving a completed copy of this agreement, including the Schedule of Deviations (if any), contact the Employer's agent (whose details are given in the Contract Data) to arrange the delivery of any securities, bonds, guarantees, proof of insurance and any other documentation to be provided in terms of the conditions of contract identified in the Contract Data. Failure to fulfil any of these obligations in accordance with those terms shall constitute a repudiation of this agreement.

Notwithstanding anything contained herein, this agreement comes into effect on the date when the tenderer receives one fully completed original copy of this document, including the Schedule of Deviations (if any). Unless the tenderer (now Contractor) within five working days of the date of such receipt notifies the Employer in writing of any reason why he cannot accept the contents of this agreement, this agreement shall constitute a binding contract between the Parties.

FOR THE EMPLOYER:

Name: ..... Name: .....

Signature: ..... Signature: .....

Capacity: ..... Capacity: .....

For the Tenderer: .....
(Insert the name and address of organisation)

Name of Witness: ..... Signature: .....

Schedule of Deviations:

1. Subject: .....

   Details: .....

2. Subject: .....

   Details: .....

3. Subject: .....

   Details: .....

4. Subject: .....

   Details: .....

5. Subject: .....

   Details: .....

6. Subject: .....

   Details: .....

By the duly authorised representatives signing this agreement, the Employer and the Tenderer agree to and accept the foregoing schedule of deviations as the only deviations from and amendments to the documents listed in the Tender Data and addenda thereto as listed in the returnable schedules, as well as any confirmation, clarification or changes to the terms of the offer agreed by the Tenderer and the Employer during this process of offer and acceptance.

By the duly authorised representatives signing this agreement, the Employer and the Tenderer agree to and accept the foregoing schedule of deviations as the only deviations from the draft contract, as well as any confirmation, clarification or changes to the terms of the offer agreed by the Tenderer and the Employer during this process of offer and acceptance.

It is expressly agreed that no other matter whether in writing, oral communication or implied during the period between the issue of the tender documents and the receipt by the tenderer of a completed signed copy of this Agreement shall have any meaning or effect in the contract between the parties arising from this agreement.

FOR THE EMPLOYER:

Name:	.....	Name:	.....
Signature:	.....	Signature:	.....
Capacity:	.....	Capacity:	.....

For the Employer: .....

.....

(Insert the name and address of organisation)

Name of Witness: ..... Signature: .....

FOR THE TENDERER:

Name: ..... Name: .....

Signature: ..... Signature: .....

Capacity: ..... Capacity: .....

For the Contractor: .....

.....

(Insert the name and address of organisation)

Name of Witness: ..... Signature: .....

SECTION C1.2: CONTRACT DATA

The Conditions of Contract are the **JBCC Edition 6.2 May 2018 Minor as the Principal Building Agreement** published by the Joint Building Contract Committee. Copies of these documents may be obtained from the **Association of South African Quantity Surveyors** (011-315 4140), the **Master Builders Association** (011-205 9000), the **South African Association of Consulting Engineers** (011-463 2022) or the **South African Institute of Architects** (011-486 0684).

The **JBCC Principal Building Agreement Contract Data EC** and the **JBCC Principal Building Agreement Contract Data CE** form an integral part of this agreement.

The **ASAQS Preliminaries (November 2007 edition)** published by the Association of South African Quantity Surveyors for use with the said JBCC Principal Building Agreement shall be deemed to be incorporated in these bills of quantities.

The **Model Preambles for Trades (2008 edition)** as published by the Association of South African Quantity Surveyors shall be deemed to be incorporated in these bills of quantities and no claims arising from brevity of description of items fully described in the said Model Preambles will be entertained.

The **SANS 1200 Standardised Specification for Civil Engineering Construction**, and specific amendments and additions shall be deemed to be incorporated in the Civil Bill of Quantities.

Fire, ICT and Electrical Specification shall be deemed to be incorporated in the various Bill of Quantities respectively.

SECTION C1.2.1: CONTRACT DATA: EMPLOYER TO CONTRACTOR (EC)

Employer Addendum Code 2101-EC

For information only, to be signed on appointment.

Introduction
This addendum contains all variables referred to in the Principal Building Agreement that are the responsibility of the Contractor to provide the appropriate information that is necessary for the Contractor to complete his tender. The Addendum must be completed in full and included in the tender documents. The Addendums "Contract Data – EC", "Contract Data – CE", "Contract Data – ES" and "Contract Data – SE" form part of the contract between the parties.

Definitions
The definitions used in this document and the interpretation thereof are as listed in the Principal Building Agreement. The work or phrase of a definition is in **bold text** and shall bear the meaning assigned to it in the Principal Building Agreement. Where such word or phrase is not highlighted it shall bear the meaning consistent with the context of its use. The listed defined word or phrase does not quality as a definition where information required to be stated in the **contract data** has not been provided.

Provision of Contract Data
Spaces requiring information must be filled in, shown as "not applicable" or deleted and not left blank. Where choices are offered, the non-applicable items are to be clearly struck out. Where insufficient space is provided the additional information should be annexed hereto and cross referenced to the applicable clause of the **contract data**.

Reference Clauses
Where relevant the Principal Building Agreement clause applicable to the required information is printed in italics under the Contract Data clause number i.e. *[27.4.2]*

TABLE OF CONTENTS

Section No.	Description
1.0	CONTRACTING AND OTHER PARTIES
2.0	CONTRACT AND SITE INFORMATION
3.0	INSURANCES AND SECURITIES
4.0	PRACTICAL COMPLETION DATES AND PENALTIES
5.0	DOCUMENTS AND GENERAL
6.0	CHANGES MADE TO THE STANDARD JBCC DOCUMENT
7.0	DECLARATION BY THE PRINCIPAL AGENT

CONTRACT DATA – EMPLOYER

1.0 CONTRACTING AND OTHER PARTIES

1.1	**Employer:**	MUSINA LOCAL MUNICIPALITY		
	Postal Address:	Private Bag X611, Musina,	**Code:**	0900
	Physical Address:	21 Irwin Street, Musina	**Code:**	0900
	Tel no.:	(015) 505 6100	**E-mail:**	info@musina.gov.za
	Fax no.:	N/A		
	VAT no.:	N/A		
1.2 *[6.1]*	**Principal Agent:**	Sizeya Consulting Engineers	**Person:**	Mr Rofhiwa Ravele
	Postal Address:	06 Hans van Rensburg Street , JCJ Building office No 14, Polokwane	**Code:**	0699
	Tel no.:	(015) 291 1020	**E-mail:**	info@sizeya.co.za
	Fax no.:	(015) 295 7756		
1.3 *[6.2]*	**Implementing Agent:**	MUSINA LOCAL MUNICIPALITY	**Person:**	Mukondeleli Nemudzivhadi
	Postal Address:	Private Bag X611, Musina,	**Code:**	0900
	Tel no.:	015 505 7100	**E-mail:**	mukondelelin@musina.gov.za

1.4 **Interest of principal agent or other agent in the project.** (Yes/No) **No**

[6.3] **Details where "yes":** **N/A**

1.5 The **Principal Agent** named in 1.2 above is responsible for the preparation of the **entire contract** data and must be contacted should the **contractor** be uncertain of the information provided or to be provided.

2.0 CONTRACT AND SITE INFORMATION

2.1 *[2.1]* The **law** applicable to this **agreement**: (Country / State) **RSA**

2.2 *[1.1]* **Works** identification: Refer to **Part C3. Scope of Works**

2.3 *[1.1]* **Site** description: **CONTRACOTR FOR THE CONSTRUCTION OF MABEVETE COMMUNITY HALL**

The site is located **in Mabvete**, under the jurisdiction of Musina Local Municipality in Vhembe District Municipality of Limpopo Province.

2.4 *[12.1.5]* Possession of the **site** is to be given on: (Date)

Within 14 working days after receipt of documentary evidence that:
- **Insurances have been effected *[12.2]*;**
- **Security has been provided to the Employer *[11.0]*; - 10% Guarantee (11.1.1)**
- **Contractor's Lien has been signed;**
- **Health and Safety Plan including File and has been approved by Employer.**
- **Baseline Programme of works (12.2.6)**
- **Insurance of Works and Public Liability (10.0)**

2.5 *[12.2.7]*	Period for the commencement of the **works** after the contractor takes possession of the **site:**		(Working days)	**10 (Ten)**
2.6 *[20.1],*	Completion of the works in **sections** is required.	(Yes/No) **No**	(No. of sections)	**0**
2.7 *[11.10]*	Waiver of the **contractor's** lien or right of continuing possession is required.		(Yes/No)	**No**
2.8	Defined restrictions to the **site** area. Where "yes" the specific requirements are described below or detailed in the **contract documents**.		(Yes/No)	**No**
2.9	Geotechnical investigation of the **site** has been undertaken. Where "yes" the results are included in the **contract documents.**		(Yes/No)	**Yes**
2.10 *[12.1.2]*	Existing premises will be occupied. Where "yes" the specific requirements are described below or detailed in the **contract documents.**		(Yes/No)	**Yes**
2.11	Provision of temporary services is required. Where "yes" the specific requirements are described below or detailed in the **contract documents.**		(Yes/No)	**Yes**
2.11.1	Water	Option A **Contractor** – his cost Option B **Employer** – free of charge Option C **Contractor** – metered (**contractor** cost)	(A, B or C)	**A**
2.11.2	Electricity	Option A **Contractor** – his cost Option B **Employer** – free of charge Option C **Contractor** – metered (**contractor** cost)	(A, B or C)	**A**
2.11.3	Telecom	Option A **Contractor** – his cost Option B **Employer** – free of charge Option C **Contractor** – metered (**contractor** cost)	(A, B or C)	**A**
2.11.4	Ablutions	Option A **Contractor** – his cost Option B **Employer** – free of charge Option C **Contractor** – metered (**contractor** cost)	(A, B or C)	**A**
2.12 *[16.8]*	Protection of existing trees and shrubs is required. Where "yes" the specific requirements are described below or detailed in the **contract documents.**		(Yes/No)	**Yes**

3.0 INSURANCES AND SECURITIES

3.1 *[10.1.1], [12.2.6]*	Contract works insurance to be effected by:	(Employer / Contractor)	**Contractor**
	For the sum of:	(Amount)	**Contract Amount Including Vat**
	With a deductible of:	(Amount)	**N/A**
3.2 *[10.1.2], [11.1.4], [11.1.4],, [12.2.6]*	Supplementary / Special insurance to be effected by:	(Employer / Contractor)	**Contractor**

		For the sum of:	(Amount)	**5% (Cover for Damages on Existing Functional Building Area)**
		With a deductible of:	(Amount)	**N/A**
3.3 *[10.1.3], [12.6]*	Public liability insurance to be effected by:		(Employer / Contractor)	**Contractor**
		For the sum of:	(Amount)	**R 1 000 000**
		With a deductible of:	(Amount)	**N/A**
3.4 *[11.1.1]*	Support insurance to be effected by:		(Employer / Contractor)	**N/A**
		For the sum of:	(Amount)	**N/A**
		With a deductible of:	(Amount)	**N/A**
3.5 *[11.1.1], [12.2.6]*	Special insurance to be effected by:		(Contractor)	**10% Guarantee**
		Type:	**N/A**	
		For the sum of:	(Amount)	**N/A**
		With a deductible of:	(Amount)	**N/A**

4.0 PRACTICAL COMPLETION DATES AND PENALTIES

		Duration	**Penalty Amount**
4.1 *[19.0], [24.0]*	For the **works** as a whole: The duration for **practical completion** and the **penalty** per **calendar day** is: (penalties as per NDPW table)	**5 months**	**0,11/R100 of the contract sum per calendar day excluding VAT**

Or

4.2 *[20.1], [24.0]* For the **works** in **sections**:
The date for **practical completion** and the **penalty** per **calendar day** is:

	Date	**Penalty Amount**
Section 1	**N/A**	**N/A**
Section 2	**N/A**	**N/A**

Section 3	**N/A**	**N/A**
Section 4	**N/A**	**N/A**

5.0 DOCUMENTS AND GENERAL

5.1 *[5.6]*	Construction document copies to be supplied to the **contractor** free of charge.			(No. of copies)		**2**
5.2 *[5.4]*	The **priced document** may be used as a specification of **materials and goods** and work methods.			(Yes/No)		**No**
5.3 *[5.6]*	The **contractor** shall provide a schedule of rates.	(Yes/No)	**No**	(Addendum No.)		**Refer to Bill of Quantities**
5.4	Changes made to **JBCC** standard documents.	(Yes/No)	**Yes**	(Addendum No.)		**Refer section 6.0 of EC**
5.5 *[12.2.2]*	On acceptance of the tender the **priced document** is to be submitted within the stated **working days.**			(No. of days)		**Priced document to be submitted with Tender**
5.6 *[16.0]*	Work to be undertaken by **direct contractors.**	(Yes/No))	**No**	(Addendum No.)		**N/A**

5.7 *[19.0]* On achievement of practical completion, the **contractor** is to hand over manuals etc. related to the works as listed below:

(1)	**TBA**	(2)	
(3)		(4)	
(5)		(6)	
(7)		(8)	
(9)			

5.8 *[25.8]* Interim **payment certificate** to be issued by: (Date of Month) **01st of each months**

5.8 *[7.3]* The following items of works shall be designed by the Contractor:

(1)	**Precoated IBR Cladding Sheets**	(2)	**Prefabricated Septic Tank Solution**
(3)	**On-Site Access Configuration (Steel-Palisade)**	(4)	

6.0 CHANGES MADE TO THE STANDARD JBCC DOCUMENT

Note : All changes must be listed in detail below or provided in

(Addendum No.) **YES**

SECTION C1.2.2: CHANGES TO JBCC EDITION 6.1, 2014 PBA

SECTION 1.0: DEFINITIONS

Clause 1.0: Definitions and Interpretation

	No change from Principal Building Agreement:

SECTION 1.2: INTERPRETATION

Clause 1.2: Interpretation

	No change from Principal Building Agreement

SECTION 2.0: LAW, REGULATIONS AND NOTICES

Clause 2.0: Law, Regulations And Notices

	No change from Principal Building Agreement

SECTION 3.0: OFFER AND ACCEPTANCE

Clause 3.0: Offer and acceptance

	No change from Principal Building Agreement

SECTION 4.0: CESSION AND ASSIGNEMENT

Clause 4.1: Offer and acceptance

	No change from Principal Building Agreement

Clause 5: Documents

Clause	***Data***
5.1.	The original signed set of **contract documents** is to be held by the **Employer**

Clause 6: Employer's Agents

	No change from Principal Building Agreement

Clause 7: Design Responsibility

	No change from Principal Building Agreement

Clause 8: Works Risk

	No change from Principal Building Agreement

Clause 9: Indemnities

	No change from Principal Building Agreement

Clause 10: Insurances

	No change from Principal Building Agreement

Clause 11: Security

	No change from Principal Building Agreement

Clause 12: Contractor's Site Representative

	No change from Principal Building Agreement

Clause 14: Assignment

	No change from Principal Building Agreement

Clause 17: Compliance with Laws and Regulations

	No change from Principal Building Agreement

SECTION 3.0: EXECUTION

Clause 12: Site and Access

	No change from Principal Building Agreement

Clause 13: Setting out of the Works

	No change from Principal Building Agreement

Clause 14: Nominated Sub-contractors

	The Provisional Sum will be Managed by the Principal Agent subject approval by the Client and then Sub-contractor will nominated after approval.

Clause 16: Employer's Direct Contractors

	No change from Principal Building Agreement

Clause 17: Contract Instructions

	No change from Principal Building Agreement

SECTION 4.0: COMPLETION

Clause 19: Practical Completion

	No change from Principal Building Agreement

Clause 21: Final Completion

	No change from Principal Building Agreement

Clause 21: Defects Liability Period

	Defects liability period is 3 months.

Clause 23: Revision of Date for Practical Completion

	The municipality has retained its authority and has not given mandate to the principal agent

Clause 24: Penalty for Late or Non-completion

	No change from Principal Building Agreement:

SECTION 25.0: PAYMENT

Clause 12: Payment to other Parties

	No change from Principal Building Agreement

Clause 25: Interim Payment

Clause	*Data*
25.8	Replace Sub-clause 31.9 with the following: The Employer shall pay the Contractor the amount certified within **30 (thirty) calendar days** from the date of receipt of the Contractor's original VAT Invoice in support of payment certificate at the Physical address stated in the EC **The employer shall deduct 10% of retention on each interim certificate of which 5% will be released upon receipt of Completion Certificate while the other 5% will be released by end of defects liability of 90 days**

Clause 26: Adjustment to the Contract Value

Clause	*Data*
26.0	**Add the following** **Any Contract Variations** with a financial implication must be approved by the municipality in line with the municipality approved Supply Chain Management Delegation of Authority. **Contingencies**: Contingencies are under the sole control of the municipality

Clause 27: Recovery of Expense and Loss

	No change from Principal Building Agreement

Clause 26: Final Account and Final Payment

	No change from Principal Building Agreement

SECTION 25.0: TERMINATION

Clause 28.0: Suspension by the Contractor

	No change from Principal Building Agreement

Clause 29.0: Termination

	No change from Principal Building Agreement

SECTION 30.0: DISPUTE

Clause 30: Disputes Resolution

Clause	*Data*
30.1 to 30.12	*No Changes on Principal Building Agreement* .

SECTION 8.0: CONTRACT AGREEMENT

Post Tender Provisions

1.3	Work to be undertaken by direct contractors.		**N/A**
1.4	The employer shall provide a Payment Guarantee (Amount).	(Yes/No)	**No**
1.5	An annual building industry holiday period is applicable.	(Yes/No)	**Yes**
1.6	Further provisions and information agreed upon by the Parties.		

Contractual Agreement

42.1 This **Agreement** is the entire contract between the **parties** regarding the matters addressed herein. NO representations, terms, conditions or warranties not contained in this **agreement** shall be binding on the **parties**. No **agreement** or addendum varying, adding to, deleting or terminating this **agreement** including this clause shall be effective unless reduced to writing and signed by the **parties**.

42.2 **Contracting Parties** *(To be completed on signing of the Contract)*

(1) Employer: **Musina Local Municipality**

Physical Address: 21 Irwin Street, Musina

Tel No.: **(015) 505 7100**

E-mail: info@musina.gov.za

(2) **Contractor:** .....

Physical Address: .....

Tel No.: .....

Fax No.: .....

E-mail: .....

Tax/VAT No.: .....

42.3 The accepted **contract sum** (inclusive of **tax**) (Amount) R .....

In words: .....

.....

43.4 Signature of the contracting **parties**:

Thus done and signed at ..... on .....

.....	.....
Name of signatory	for and on behalf of the **employer** who by signature hereof warrants authorisation hereto
.....	.....
Capacity of signatory	as Witness (1)

Thus done and signed at ..... on .....

.....	.....
Name of signatory	for and on behalf of the **contractor** who by signature hereof warrants authorisation hereto
.....	.....
Capacity of signatory	as Witness (2)

Details of Witness (1)	Details of Witness (2)
Name:	Name: .....
Address:	Address: .....
.....	.....

7.0 DECLARATION BY THE PRINCIPAL AGENT

I, the principal agent named in 1.2 above, declare that the information provided above is complete and accurate at the time of calling for tenders. Where necessary, should any of the above information need to be varied, tenderers will be informed thereof in writing

.....	.....
	.....
PRINCIPAL AGENT	DATE

SECTION C1.2.3: CONTRACT DATA: CONTRACTOR TO EMPLOYER (CE)

Contractor Addendum Code 2101-CE

Introduction
This addendum contains all variables referred to in the Principal Building Agreement that are the responsibility of the Contractor to provide the appropriate information that is necessary for the Contractor to complete his tender. The Addendum must be completed in full and included in the tender documents. The Addendums "Contract Data – EC", "Contract Data – CE", "Contract Data – ES" and "Contract Data – SE" form part of the contract between the parties.

Definitions
The definitions used in this document and the interpretation thereof are as listed in the Principal Building Agreement. The work or phrase of a definition is in **bold text** and shall bear the meaning assigned to it in the Principal Building Agreement. Where such word or phrase is not highlighted it shall bear the meaning consistent with the context of its use. The listed defined word or phrase does not quality as a definition where information required to be stated in the **contract data** has not been provided.

Provision of Contract Data
Spaces requiring information must be filled in, shown as "not applicable" or deleted and not left blank. Where choices are offered, the non-applicable items are to be clearly struck out. Where insufficient space is provided the additional information should be annexed hereto and cross referenced to the applicable clause of the **contract data**.

Reference Clauses
Where relevant the Principal Building Agreement clause applicable to the required information is printed in italics under the Contract Data clause number i.e. *[27.4.2]*

TABLE OF CONTENTS

Section No.	Description
1.0	CONTRACTING PARTY
2.0	SECURITIES
3.0	PAYMENT AND ADJUSTMENT OF PRELIMINARIES
4.0	EMPLOYER CHANGES TO JBCC STANDARD DOCUMENTS
5.0	THE TENDER

CONTRACT DATA – CONTRACTOR

1.0 CONTRACTING PARTY

1.1 *[1.1]* **Contractor:** _____

Postal Address: _____ **Code:** _____

_____

Physical Address: _____ **Code:** _____

_____ **E-mail:** _____

Tel no.: _____ **Fax no.:** _____

VAT no.: _____

2.0 SECURITIES

2.1 The security provisions selected are:

2.1.1 *[11.1.1]*	Variable Construction Guarantee	(Yes/No)	**Yes**
2.1.2 *[11.1.2]*	Fixed Construction Guarantee and Payment Reduction	(Yes/No)	**No**
2.1.3 *[11.2.2.]*	Advanced Payment is required. Where "Yes"	Amount	**N/A**
2.1.4 *[11,2,2]*	An Advance Payment Guarantee to be provided	(Yes/No)	**No**

3.0 PAYMENT AND ADJUSTMENT OF PRELIMINARIES

3.1 **Payment of preliminaries**

The payment of preliminaries shall be according to the option selected by the **contractor**. The amount included in each monthly **payment certificate** in respect of preliminaries as stated in the **contract data** shall be:

3.1.1 **Option A**

Assessed by the **principal agent** as an amount prorated to the value of the work duly executed in the same ratio as the preliminaries bears to the **contract sum** excluding:

- The amount for preliminaries
- Any contingency sum
- Any amount in respect of **CPAP**

All inclusive of **tax**

3.1.2 **Option B**

Calculated from the priced items in the **bills of quantities / lump sum document**. The **contractor** and the **principal agent** shall agree on a division of the priced preliminaries items into:

- An initial or establishment charge
- A monthly charge
- A final or disestablishment charge

All inclusive of **tax**

In arriving at such a division cognisance shall be taken of such factors as:

- Premiums for annually renewable insurance policies
- Plant, scaffolding and the like remaining the property of the **contractor** or the hiring company and the capital costs thereof not treated as part of the initial charge

Where the initial **construction period** is extended the monthly charge shall be recalculated on the same basis as was originally applied but taking into account the revised **construction period** and the amounts already paid to the **contractor**

Should the **contractor** and the **principal agent** be unable to agree such division then the **principal agent** shall make a division of the amount of preliminaries to be incorporated in the valuations of each monthly **payment certificate**

3.2 **Adjustment of preliminaries**

The amount of items of preliminaries shall be adjusted to take account of the theoretical financial effect which changes in time and/or value have on preliminaries. Such ad adjustment shall be based on the particulars provided by the **contractor** for this purpose in terms of Option A or B and shall preclude any further adjustment of preliminaries
Adjustment of preliminaries in terms of Options A or B shall apply notwithstanding the actual employment of resources by the **contractor** in the execution of the **works**. The adjustment of preliminaries shall be based on the options as selected in the **contractor's tender**

For the adjustment of the preliminaries both the **contract sum** and the **contract value** shall exclude:

- The amount of preliminaries
- Any contingency sum
- Any amount in respect of **CPAP**

All inclusive of **tax**

3.2.1 **Option A**

The amount of preliminaries shall be adjusted in the following categories:

- An amount which shall not be varied
- An amount which shall be varied in proportion to the **contract value** as compared with the **contract sum**
- An amount which shall be varied in proportion to the **construction period** as compared to the initial **construction period** excluding revisions to the **construction period** for which the **contractor** is not entitled to adjustment of the **contract value** in terms of the **agreement**

The **contractor** shall, within fifteen (15) working days of taking possession of the **site**, give the **principal agent** a breakdown, subdivided into the above categories, of the amount for preliminaries in tabulated form, all to the satisfaction of the **principal agent**

Should the **contractor** fail to provide such information within the period stipulated then the amount for preliminaries shall be deemed to be subdivided into the following proportions:

- 10% (ten percent) which amount shall not be varied
- 15% (fifteen percent) which amount shall be varied in proportion to the **contract value** as compared with the **contract sum**
- 75% *seventy-five percent) which amount shall be varied in proportion to the **construction period** as compared with the initial **construction period**

For a lump sum document, should the contractor fail to identify the amount for preliminaries, then such an amount shall be deemed to be 7,5% (seven and a half percent) of the contract sum excluding:

- Any contingency sum
- Any amount in respect of **CPAP**

All inclusive of **tax**

Where sectional completion is required in terms of the agreement, the contractor shall provide the **principal agent** with the division of the above categorised amounts into sections. Should the **contractor** fail to provide such information within the period stipulated the categorised amounts shall be prorated to the value of each section.

3.2.2 **Option B**

The **contractor** shall, within fifteen (15) **working days** of taking possession of the site, provide the **principal agent** with a detailed breakdown of the amount for preliminaries. This breakdown shall set out, among others, full particulars of administrative, supervisory and other personnel, plant, transport and other resources and charges included in the amount for preliminaries. The **contractor** shall show the periods to which the individual items related with the charge rate for such items by means of a **programme** all to the satisfaction of the **principal agent**

Where sectional completion is required in terms of the **agreement,** the **contractor** shall provide the **principal agent** with details of the resources required for each section and those that are common to sections. Should the **contractor** fail to provide such information within the period stipulated, Option A shall apply.

3.2.3 **Payment certificate cash flow**

The **contractor** shall provide all reasonable assistance to the **principal agent** in the preparation of cash flow projections of claims for **payment certificates** where required by the **employer**. The projections shall be based on the **programme** and shall be updated as and when the **programme** requires updating. The cooperation of the **contractor** in terms of this item shall not prejudice his right to receive payment in terms of the **agreement**

3.2.4	The **contract value** shall be adjusted according **CPAP** [3.1]	(Yes/No)	**No**
3.2.5	Payment of preliminaries [3.1.1-2]	(A or B)	N/A
3.2.6	Adjustment of preliminaries [3.2.1-2]	(A or B)	N/A

4.0 EMPLOYER CHANGES TO JBCC STANDARD DOCUMENTS

4.1	Changes (if any) in terms of the Employer's Contract Data are accepted [3.11] Where "no" an addendum referenced to this clause is to be attached	(Yes/No)	**Yes**

5.0 THE TENDER

5.1 This tender is to be submitted to the Employer at the street address provided in the invitation to tender before the tender closing date and time stated herein.

5.2 By the submission of this tender to the **employer** the tenderer offers and agrees to contract for, execute and complete the **works** for the tender sum as stated below.

5.3 Tenders will be opened in public directly after the stated closing time. Only the total tender sum as stated in each tender will be announced

5.4 The lowest or any tender will not necessarily be accepted

5.5 This tender shall remain in full legal force for ninety (90) **calendar days**. The tenderer accepts liability for damages as may be suffered by the **employer** should the tender validity period not be honoured

5.6 This tender takes into account all listed items [4.0] for the purpose of preparing and submitting this tender

5.7 The successful tenderer will be appointed in terms of the JBCC Principal Building Agreement

5.8	**TENDER SUM COMPILATION**	**Amount**
5.8.1	Tenderer's work including **prime cost amounts**	R
5.8.2	**Employer allowances** stated by the **principal agent**	R N/A
5.8.3	**SUB TOTAL**	R
5.8.4	*Add* **tax** on 5.8.3	R
5.8.5	**TOTAL TENDER SUM inclusive of tax**	R

5.8.6	Tender Sum in words

EPWP Provisions

Payment for works identified in the Scope of Works as being labour-intensive shall only be made in accordance with the provisions of the Contract if the works are constructed strictly in accordance with the provisions of the Scope of Work. Any payment for such works shall not relieve the Contractor in any way from his obligations either in contract or in delict

The Contractor's payment invoices shall be accompanied by labour information for the corresponding period in a format specified by the employer. If the contractor chooses to delay submitting payment invoices, labour returns shall still be submitted as per frequency and timeframe stipulated by the Employer. The contractor's invoices shall not be paid until all pending labour information has been submitted.

The current Ministerial Determination (also downloadable at www.epwp.gov.za), Expanded Public Works Programmes, issued in terms of the Basic Condition of Employment Act of 1997 by the Minister of Labour in Government Notice, shall apply to works described in the scope of work as being labour-intensive and which are undertaken by unskilled workers.

PART C1:

SECTION C2.1: PRICING INSTRUCTIONS

GENERAL

The Schedule of Quantities forms part of the Contract Documents and must be read and priced in conjunction with all the other documents comprising the Contract Documents which includes the Conditions of Tender, Conditions of Contract, the Specifications (including the Project Specification) and the Drawings.

The schedule has to be completed in black ink and the tendered is referred to the Conditions of Tender in regard to the correction of errors.

DESCRIPTION OF ITEMS IN THE SCHEDULE

The Schedule of Quantities has been drawn up generally in accordance with Civil Engineering Quantities 2004, issued by the SA Institution of Civil Engineers, SANS1200 Model Preambles for Trades, 1999 edition, and General Quantities formulator.

The short descriptions of the items in the Schedule of Quantities are for identification purposes only and the measurement and payment clause of the Standardized Specifications and each Particular Specification, read together with the relevant clauses of the Project Specification and directives on the drawings, set out what ancillary or associated work and activities are included in the rates for the operations specified.

QUANTITIES REFLECTED IN THE SCHEDULE

The quantities given in the Schedule of Quantities are estimates only, and subject to re-measuring during the execution of the work. Where quantities or sums are indicated as “Provisional” the Employer reserves the right to adjust the quantity or sum upwards or downwards as necessary, or the item can be omitted altogether. The Contractor shall obtain the Engineer's detailed instructions for all work before ordering any materials or executing work or making arrangements for it.

The Works as finally completed in accordance with the Contract shall be measured and paid for as specified in the Schedule of Quantities and in accordance with the General and Special Conditions of Contract, the Specifications and Project Specifications and the Drawings. Unless otherwise stated, items are measured net in accordance with the Drawings, and no allowance has been made for waste.

The validity of the contract will in no way be affected by differences between the quantities in the Schedule of Quantities and the quantities finally certified for payment.

PRICING OF THE SCHEDULE

The prices and rates to be inserted in the Schedule of Quantities shall be the full inclusive prices to be paid by the Employer for the work described under the several items, and shall include full compensation for all costs and expenses that may be required in and for the completion and maintenance during the defects liability period of all the work described and as shown on the drawings as well as all overheads, profits, incidentals and the cost of all general risks, liabilities and obligations set forth or implied in the documents on which the Tender is based.

Each item shall be priced and extended to the "Total" column by the Tenderer, with the exception of the items for which only rates are required, or which already have Provisional Sums affixed thereto. If the Contractor omits to price any items in the Schedule of Quantities, then these items will be considered to have a nil rate or price.
All items for which terminology such as "inclusive" or "not applicable" have been added by the Tenderer will be regarded as having a nil rate which shall be valid irrespective of any change in quantities during the execution of the Contract.

The Tenderer shall fill in rates for all items where the words, "rate only", appear in the "Total" column. “Rate Only” items have been included where:

(a) an alternative item or material is contemplated;

(b) variations of specified components in the make-up of a pay item may be expected; and

no work under the item is foreseen at tender stage but the possibility that such work may be required is not excluded.

No quantities are given in the "Quantity" column but the quoted rate shall apply in the event of work under this item being required. The Tenderer shall however note that in terms of the Conditions of Tender the Tenderer may be asked to reconsider any such rates which the Employer may regard as imbalanced.

All rates are deemed to have included the full requirements of health and safety including Environmental compliances

All rates and amounts quoted in the Schedule of Quantities shall be in Rand and shall include all levies and taxes (other than VAT). VAT will be added in the summary of the Schedule of Quantities.

CORRECTION OF ENTRIES

Incorrect entries shall not be erased or obliterated with correction fluid but must be crossed out neatly. The correct figures must be entered above or adjacent to the deleted entry, and the alteration must be initialled by the Tenderer.

MONTHLY PAYMENTS

Unless otherwise specified in the Specifications and Project Specifications, progress payments in Interim Certificates, referred to in Clause 25.8 of the JBCC Edition as stipulated on the contract data, in respect of "sum" items in the Schedule of Quantities shall be by means of interim progress instalments assessed by the Engineer and based on the measure in which the work actually carried out relates to the extent of the work to be done by the Contractor.

~~The contract Price Adjustment (CPA) happens periodically based on the calculated fluctuations. The adjusted amount will be added to the original contract price.~~

CONSTRUCTION USING LABOUR INTENSIVE CONSTRUCTION METHODS

7.1. Those parts of the contract to be constructed using labour-intensive methods have been marked in the bill of quantities with the letters LIC in a separate column filled in against every item so designated. The works, or parts of the works so designated are to be constructed using labour-intensive methods only. The use of plant to provide such works, other than plant specifically provided for in the scope of work, is a variation to the contract. The items marked with the letters LIC are not necessarily an exhaustive list of all the activities which must be done by hand, and this clause does not over-ride any of the requirements in the generic labour intensive specification in the Scope of Works.

7.2. Payment for items which are designated to be constructed labour-intensively will not be made unless they are constructed using labour-intensive methods. Any unauthorised use of plant to carry out work which was to be done labour-intensively will not be condoned and any works so constructed will not be certified for payment.

SECTION C2.2: PROVISIONAL BILLS OF QUANTITIES

Please note that it is mandatory to submit the complete Priced Bills of Quantities with the Returnable Documents in the following acceptable formats:

Filled in, in clearly legible and **PERMANENT BLACK INK**.

Contract No. 15-2026/27
CONTRACTOR FOR THE CONSTRUCTION OF MABVETE COMMUNITY HALL
Volume 1 Tender and Contract
SCHEDULE OF QUANTITIES
PRELIMINARY AND GENERAL ITEMS

ITEM	DESCRIPTION	UNIT	QTY	RATE	AMOUNT
PSA 4.0	**PRELIMINARY AND GENERAL ITEMS**				
	FIXED CHARGE AND VALUE RELATED ITEMS				
	CONTRACTUAL REQUIREMENTS				
1	Fixed Obligations	sum	1		
PSA 4.1	**ESTABLISH FACILITIES ON THE SITE**				
2	FACILITIES FOR THE ENGINEER				
3	Furnished Offices 1 no. Type 1	sum	1		
4	Name board (approx 3m * 2m)	sum	1		
PSA 14.14	FACILITIES FOR CONTRACTOR				
5	Office and storage sheds	sum	1		
6	Ablution and toilet facilities	sum	1		
7	Tools and equipment	sum	1		
8	Water supply, electric power, communications, dealing with water and access	sum	1		
9	Removal of site establishment	sum	1		
	OHS REQUIREMENTS				
10	Compile Health and Safety Plan	sum	1		
11	Implement Health and Safety Plan	sum	1		
12	Compliance with the EMP	sum	1		
	TIME RELATED ITEMS				
PSA 4.1	**CONTRACTUAL REQUIREMENTS**				
13	Other time related obligations	sum	1		
	OPERATE AND MAINTAIN FACILITIES ON THE SITE FACILITIES FOR ENGINEER FOR THE DURATION OF CONSTRUCTION				
14	Furnished Offices 1 no. Type 1	sum	1		
15	FACILITIES FOR CONTRACTOR FOR THE DURATION OF CONSTRUCTION	sum	1		
16	Offices and storage sheds				
17	Ablution facilities	sum	1		
18	Tools and equipment	sum	1		
19	Water supply, electric power, communications, dealing with water and access	sum	1		
20	Supervision for duration of construction	months	3		
21	Company and head office overhead costs	sum	1		
22	Other time related obligations	sum	1		
PSA 4.18	**OHS REQUIREMENTS**				
25	General requirements for compliance with the OHSA for the duration of the contract	sum	1		

26	General requirements for compliance with the EMP for the duration of the contract	sum	1			
PSA 4.19	**DAYWORK**					
27	Expenditure on dayworks (i.e. wages paid to workmen and invoiced cost of materials, delivered on site)	prov.sum	1	R10,500.00	R	10,500.00
	EXTRA OVER ITEM 1.3.1 FOR SUPERVISION, OVERHEADS AND ALL OTHER COSTS RELATED TO THE DAYWORK ITEMS UNDER ITEM 1.3.2 TO 1.3.4 FOR THE FOLLOWING:					
28	Skilled labourers	%	R 10,500.00	10.00%	R	1,050.00
29	Unskilled labourers	%	R 10,500.00	60.00%	R	6,300.00
30	Material	%	R 10,500.00	30.00%	R	3,150.00
	PLANT HIRE RATES THE APPROPRIATE TYPES AND SIZES (T&S) OF THE PLANT SHALL BE STATED IN THE SPACE PROVIDED:					
31	Front-end loader (T&S……)	hrs	1			Rate Only
33	Grader (T&S……)	hrs	1			Rate Only
34	Excavators (T&S……)	hrs	1			Rate Only
35	Tip Trucks 10m3 (T&S……)	hrs	1			Rate Only
	General note: All Quality Assuarance (QA) are to be undertaken as per clause 4.4 and 4.11 of scope of works (This is for all the works) All health and safety monitoring and compliance including Enviromental requirements are to be adhered to as per clause 4.18 and 4.19 including all supporting subclause **Note: All Provisional Sum are Mananged and Approved by the Principal Urgent**					
	Sub total carried to summary					

ITEM	DESCRIPTION	LI	UNIT	QTY	RATE	AMOUNT
	SECTION 1 **BILL NO. 1** **EARTHWORKS (PROVISIONAL)** **SUPPLEMENTARY PREAMBLES** **TRADE NAMES** Items, materials or methods to be used specified by trade names or catalogue numbers are only an indication of the quality required. Items, materials or methods of similar quality may be used with prior written approval from the Representative / Agent **SOILS INVESTIGATION REPORT** A soils investigation has been carried out on site by the engineer and the report can be viewed at the Engineer's offices. **NATURE OF GROUND** Descriptions of excavations shall be deemed to include all ground conditions classifiable as "earth" described in the above soil investigation report, and where conditions of a more difficult character are indicated, these are separately measured **EXCAVATIONS IN CONDITIONS OTHER THAN "EARTH"** Should the contractor consider that the excavation at any point are in "soft rock" or "hard rock", he must notify the Representative / Agent immediately in order that an inspection may be made and a decision arrived at by the Representative / Agent as to the category of such excavation. Should the contractor fail to give such notification, the excavation shall be deemed to be in earth and shall be valued accordingly **SUBTERRANEAN WATER** The information on subterranean water is included in the soils investigation report can be viewed at the Engineer's offices. **WORKING SPACE** Formwork and working space has been measured to the sides of concrete wall footings & bases and no formwork or additional backfilling necessary due to over excavations will be measured to wall footings. Backfilling to such over excavations areas must be compacted to the same degree and in the same manner as the backfilling to the remainder of such excavation, only required if specified by the Engineer.					
	CART AWAY OF EXCAVATED MATERIAL Descriptions of cart away of excavated material shall be deemed to include loading excavated material onto trucks directly from the excavations or from stock piles situated on the building site					

ITEM	DESCRIPTION	LI	UNIT	QTY	RATE	AMOUNT
	EXCAVATION, FILLING, ETC					
	Excavation in earth or compacted filling not exceeding 2m deep					
1	**Modified AASHTO Density test(this Include griding/coring Floors including reinstatement**	LI	No	20		
2	SOIL POISONING AND PROTECTION AGAINST TERMITES					
	Soil insecticide under a 10 year guarantee by firm of specialist					
3	**Under floors, etc including forming and poisoning shallow furrows etc and filling in furrows and ramming, The process its injection method**	LI	m2	555		
4	To bottoms and sides of trenches, etc	LI	m2	10		

ITEM	DESCRIPTION	LI	UNIT	QTY	RATE	AMOUNT
	Sub total carried to summary					
	SECTION 2 **BILL NO. 2** **CONCRETE, FORMWORK AND REINFORCEMENT** **SUPPLEMENTARY PREAMBLES** **TRADE NAMES** Items, materials or methods to be used specified by trade names or catalogue numbers are only an indication of the quality required. Items, materials or methods of similar quality may be used with prior written approval from the Representative / Agent **FORMWORK TO BASES, PILE CAPS, ETC** Description of formwork shall be deemed to include use and waste only (except where described as "left in" or "permanent"), for fitting together in the required forms, wedging, plumbing and fixing to true angles and surfaces as necessary to ensure easy release during stripping and for reconditioning as necessary before re-use The vertical strutting shall be carried down to such construction as is sufficiently strong to afford the required support without damage and shall remain in position until the newly constructed work is able to support itself.					
	Formworks to soffits of solid etc shall be deemed to be slabs not exceeding 250mm thick unless otherwise described Formwork to sides of bases, pile caps, etc will only be measured where it is prescribed for design reasons Formwork necessitated by irregularity or collapse of excavated surfaces will not be measured and the cost thereof shall be deemed to be included in the allowance for taking the risk of collapse of the sides of the excavations, provision for which is made in "Earthworks" **REINFORCED CONCRETE** **TEST BLOCKS**					
5	Making and testing 150 x 150 x 150mm concrete strength test cube and submit report to the Representative / Agent (only successful tests will be paid for) - This includes coring and reinstating as found		No	69		
	Sub total carried to summary					

ITEM	DESCRIPTION	LI	UNIT	QTY	RATE	AMOUNT
	SECTION 1					
	BILL NO. 4					
	WATERPROOFING					
	SUPPLEMENTARY PREAMBLES					
	Waterproofing					
	Waterproofing of roofs, basements, etc shall be laid under a ten year guarantee. Waterproofing to roofs shall be laid to even falls to outlets etc with necessary ridges, hips and valleys. Descriptions of sheet or membrane waterproofing shall be deemed to include additional labour to turn-ups and turn-downs					
	JOINT SEALANTS, ETC					
	Silicone sealant intergrated STARLIKE colour system to joints in granite basins, around sinks,basins,wash traughs and counter tops in strict accordance with manufacturer recommendations. Colour to Architect					
3	Between tiles and sanitary fittings (provisional)	LI	m	45		
	Sub total carried to summary					

ITEM	DESCRIPTION	LI	UNIT	QTY	RATE	AMOUNT
	SECTION 2 **BILL NO. 6** **CARPENTRY AND JOINERY** **SUPPLEMENTARY PREAMBLES** **Treatment against insect pests** Rates for all timber shall be deemed to include for treatment against insect pests **Mitres, intersections, etc** Descriptions of timber which is given linear, angles, rebates, grooves, chamfers, moulded edges, etc . are to be deemed to include for mitres, intersections, splay cut ends, stops, etc Descriptions of timber, etc shall be deemed to include for straight cutting and notching **Fixing** Items described as "nailed" shall be deemed to be fixed with hardened steel nails or shot pins to brickwork or concrete Items described as "plugged" shall be deemed to include for screwing to fibre, plastic or metal plugs at not exceeding 600mm centres or shall be deemed to be fixed with hardened steel nails or shot pins to brickwork or concrete. Descriptions are to be deemed to include for nails, screws, plugs, adhesives, holes, sin- kings, pelleting, etc **Structural timber** Descriptions of structural timber are to be deemed to include for joints in the length, holes, splay cut ends and mitres **Fascias, etc.** Descriptions of fibre cement fascias and barge boards shall be deemed to include for mitres, end junctions, screws, bolts, wall anchors, holes, etc. **Joinery:** Descriptions of frames shall be deemed to include frames, transomes, mullions, rails, etc Descriptions of hardwood joinery shall be deemed to include pelleting of bolt holes **Fixing** Items described as "nailed" shall be deemed to be fixed with hardened steel nails or shot pins to brickwork or concrete					
	ROOFS, ETC **Prefabricated Steel Cladding**					

ITEM	DESCRIPTION	LI	UNIT	QTY	RATE	AMOUNT
	The following is applicable at the Main hall and overflow including speration of office from wall plate level to gabel					
1	Provisional sum for steel roof cladding		P/sum	1	R250,000.00	R 250,000.00
	FASCIAS AND BARGE BOARDS					
	Chromadek					
	EVERITE NU-TEC fascia boards size 12mm thick x 300mm high with high density plain finish fixed to timber rafters twice screwed with 12 x 40mm countersunk brass screws with Chromaprep H-profile fascia joiner between boards and at board ends, with 76 x 50mm sawn softwood battens to top and bottom edges butt jointed with fascia jointing plate as per detail.					
2	12 x 300mm barge/fascia board		m	20		
	DOORS					
	NOTE: All framed and ledged batten doors and combination doors, where battens are utilised, shall only be of construction acceptable to the Department, i.e. mortice and tennon where the tennon is exposed on the outside edges of styles and where the tennon is wedged to form a dove tailed shape.					
	Pelican systems trucore heavy duty flush panel single leaf semi solid core timber door with hardboard suitable for painting or polishing hung to steel frame					
3	40mm Door size 813 x 2040mm high (D01, D04, D05)	LI	No	2		
	Pelican systems trucore heavy duty flush panel single leaf solid core timber door with hardboard suitable for painting or polishing hung to steel frame					
4	40mm Door size 813 x 2040mm high (D03)	LI	No	1		
	Pelican systems trucore heavy duty flush panel single leaf hollow core timber door with hardboard suitable for painting or polishing hung to steel frame					
5	40mm Door size 813 x 2040mm high (D02) **Pelican systems trucore heavy duty flush panel single leaf semi solid core timber door with hardboard suitable for painting or polishing hung to steel frame**	LI	No	2		
6	Door size 1620x2040mm high (D06)	LI	No	1		
	Pelican systems trucore heavy duty flush panel single leaf solid core timber door with commercial veneer finish to both sides with veneer over edge hung to steel frame					
7	Door size 1620x2040mm high (D07)	LI	No	2		
	SHOPFITTING					
	Kitchen					
8	7000 x 600 x 1200mm high kitchen floor and wall cupboard comprising of sides, division, top, bottom, drawers, shelving, runners, handles, hinges, locks, plinth, doors, etc	LI	No	1		

ITEM	DESCRIPTION	LI	UNIT	QTY	RATE	AMOUNT
	SHELVING/CUPBOARDS					
9	**5000 x 600 x 2400mm high built in cupboard with doors of equal size comprising base structure of 38mm thick chipboard complete with sides, bottom, division, runners, shelves, backing, decorative plinth, hinges, handles, locks, 30mm Ø steel tubing, etc**	LI	Prov Sum	2	R35,000.00	R 70,000.00
	Sub total carried to summary					

ITEM	DESCRIPTION	LI	UNIT	QTY	RATE	AMOUNT
	SECTION 2 **BILL NO. 7** **CEILINGS, PARTITIONS AND ACCESS FLOORING** **SUPPLEMENTARY PREAMBLES** **TRADE NAMES** Items, materials or methods to be used specified by trade names or catalogue numbers are only an indication of the quality required. Items, materials or methods of similar quality may be used with prior written approval from the Representative / Agent **INSULATION** 115mm thick flexible non-combustable light weight ISOVER "aerolite" insulation material between the trusses and over the purlins in a completed roof and ceiling system.Installation in strict accordance with manufacturer details and specifications.					
1	**40mm Insulation closely fitted and laid on top of brandering between roof timbers,steel etc(Installation Only)** **NAILED UP CEILINGS** Lafarge Gypsum Master grid™- grid ceiling system with 12mm thick tapered edge Lafarge plasterboard, fixed at right angles to 35mm concealed face suspended ceiling grid system with 24 x 35mm high galvanised steel knurled capped main tees at 1200mm centres and cross tees at 400mm centres, using 25mm drywall screws at 150mm centres. Ceiling perimeter to be finished using 37 x 45mm shadow line plaster trim with all joints to be taped and plastered using Lafarge jointing compound and prepared for decoration, all in accordance with SABISA (South African Building Interior Systems Association) installation guides.		m2	182		
2	**Ceiling formed of 6,4mm thick x 1200mm wide boards with and including H-profile 'Bischoff' pressed steel jointing strips and 38 x 38mm sawn softwood brandering at 450mm centres generally in one direction**		m2	10		
3	**Extra over ceiling for 650 x 650mm trap door complete with trimmers, frame, cross branders, ceiling board, hinges and including all necessary ironmongery**		No	8		

ITEM	DESCRIPTION	LI	UNIT	QTY	RATE	AMOUNT
	Everite Nucornice Nu-Cornice Plain 75 polystyrene cove cornice (Code: 605-750), overall size 55 x 55mm high, fixed to wall and ceiling using Nucornice water-based adhesive, leaving 2mm vertical joints between sections. All vertical joints to be sealed with Nucornice adhesive prior to painting, all in accordance with the manufacturer`s recommendations.					
4	55mm Coved cornices		m	100		
	SUSPENDED CEILINGS					
	Lafarge Gypsum Master grid™- lay-in grid ceiling system with 1200 x 600 x 12mm thick square edged Lafarge Shell White vinyl ceiling tiles, laid on 24 x 38mm high slotted main tees at 1200mm centres and 24 x 35mm high cross tees at 600mm centres with galvanised exposed face all in colour White, including necessary grids, locking type end clips, fire expansion punchouts to main tees, etc. suspended by 25 x 0,8mm galvanised galvanised strapping at not exceeding 1200mm centres. Ceiling perimeter to be finished using 25 x 19mm standard wall angle, all in accordance with SABISA (South African Building Interior Systems Association) installation guides.					
5	**Ceilings suspended not exceeding 1m below soffits**		m2	90		
	LSM25 Shadowline pre-painted recessed cornice fixed to plastered brickwork with 5 x 25mm wall anchors at 450mm centres.					
6	Shadowline cornice, plugged to walls	LI	m	185		
7	Provisional Sum for Removal of installed and replace with approved hanger wire for suspended ceiling	LI	P/sum	1	R35,000.00	R 35,000.00
	Sub total carried to summary					

ITEM	DESCRIPTION	LI	UNIT	QTY	RATE	AMOUNT
	SECTION 2					
	BILL NO. 8					
	IRONMONGERY					
	SUPPLEMENTARY PREAMBLES					
	TRADE NAMES					
	Items, materials or methods to be used specified by trade names or catalogue numbers are only an indication of the quality required. Items, materials or methods of similar quality may be used with prior written approval from the Representative / Agent					
	FINISHES TO IRONMONGERY					
	Where applicable finishes to ironmongery are indicated by suffixes in accordance with the following list : CH Chromium plated SC Satin chromium plated PTEpoxy coated PB Polished brass AB Anodised bronze AG Anodised gold AB Anodised black GE Grey enamelled SE Silver enamelled SD Sanded					
	HINGES, BOLTS, ETC					
1	100mm Steel butt hinges		No	14		
	LOCKS					
	'Dorma' or other equal and approved					
2	Dorma WC indicator (Red & White) and turnknob for physical impaired (D02, D04)		No	11		
3	Bathroom/WC stainless steel deadlock(D01, D05)		No	8		
4	Dorma DPH301 pull handle on 75x170x1.2mm plate with no cut out (D02, D05,D06))		No	13		
5	Dorma PHA3/S three point locking panic bar (D07)	LI	No	2		
6	Dorma exterior access lock with lever handle (D03)	LI	No	4		
7	Dorma 43mm five pi euro-profile single cylinder master keyed (Satin Nickel) (D03)	LI	No	4		
	PUSH PLATES AND KICKING PLATES					
8	Dorma 170x75x1.2mm blank push plate brush stainless steel (D01,D02, D05)	LI	No	24		
	DOOR CLOSERS					
9	Dorma TS92B EN 2-4 Cam action slide channel hold open door closer (D01, D05)	LI	No	5		
	BATHROOM FITTINGS					
	Approved					
10	FRANKE Stratos STRX 672 1,2/1,5mm thick Grade 304 18/10 satin stainless steel toilet roll holders (code: 359716), size 304 x 156 x 140,7mm deep for 2 rolls maximum 108mm diameter with spindle system and cylinder lock with standard Franke key, plugged and screwed to the wall with stainless steel screws	LI	No	14		

ITEM	DESCRIPTION	LI	UNIT	QTY	RATE	AMOUNT
11	Soap Dispenser: HX11 115 x 265 x 125 deep Foam & liquid surface mounted soap dispenser	LI	No	6		
12	FRANKE BHM 10 P polished stainless steel single towel rails (code: 359934), size 900 x 55mm deep, plugged and screwed to the wall with stainless steel screws.	LI	No	6		
	GRAB RAILS					
	Chairman industries or other equal and approved					
13	Back rails for paraplegic: CNTX BR Cistern Back Rail - Product Code: CNTXBR Notes: Straight grab rail - Diameter: ø32mm; Width: 750mm; Depth: 260mm	LI	No	1		
14	Grab rail for paraplegic: Satin finish stainless steel Grab Rail - Diameter: ø32mm; Height: 300mm; Width: 300mm; Length: 640mm; Depth: 96mm	LI	No	1		
15	Straight Grab Bar: Product Code: SKU: 2510005 Diameter: ø32mm; Width: 600mm; Depth: 95mm	LI	No	1		
16	Hinged arm/paraplegic grab: Hinged arm support by Linido Solutions - LI2603.3801 (800mm); Fixing mount LI2806.000; Screw cover set LI2826.0036-02. Colour: LI2603.3801-02 (RAL 9010)	LI	No	1		
	SIGNAGE					
17	Room names	LI	No	23		
18	Building name	LI	No	2		
	SUNDRIES					
	'Dorma' or other equal and approved					
19	Stainless steel floor mounted door stop		No	25		
20	1 of Geze 154/69 Hat & Coat Hook with rubber buffer		No	25		
21	Urinal screens		No	10		
23	Miscellaneuos Provisions		P/sum	1	R8,000.00	R 8,000.00
	Sub total carried to summary					

ITEM	DESCRIPTION	LI	UNIT	QTY	RATE	AMOUNT
	SECTION 2 **BILL NO. 9** **METALWORK** **SUPPLEMENTARY PREAMBLES** **TRADE NAMES** Items, materials or methods to be used specified by trade names or catalogue numbers are only an indication of the quality required. Items, materials or methods of similar quality may be used with prior written approval from the Representative / Agent **DESCRIPTIONS** Descriptions of bolts shall be deemed to include nuts and washers Descriptions of expansion anchors and bolts and chemical anchors and bolts shall be deemed to include nuts, washers and mortices in brickwork or concrete Metalwork described as "holed for bolts" shall be deemed to include the bolts unless otherwise described					
	STEEL HANDRAILS, BALUSTRADES, ETC **Welded handrails to brickwalls**					
1	50mm Diameter x 3mm Mild steel hollow section continuous handrails fixed to the walls with 60 x 3mm mild steel plate bolted into wall including 12 diameter mild steel tube welded to the handrail and wall plate as per Architects detail	LI	m	5		
	Welded balustrading to rail and cleats					
2	10mm Diameter Balustrade rails in short height of 1100mm, max gap between rails = 110mm, gap between rails to be equal	LI	m	16		
	Purpose made powder coated aluminium glass doors by specialist glazed with 4mm thick clear ordinary glass as per SANS standards, frame, sealing, ironmongery etc, plugged to brickwork					

ITEM	DESCRIPTION	LI	UNIT	QTY	RATE	AMOUNT
	ALUMINIUM SHOPFRONTS					
	Powder coated aluminium shopfronts glazed with 6.38mm thick GSA smartglass intruderprufee clear laminated safety glass, comply with SANS 1263 by specialist, complete with and including sub-frames, ironmongery and silicone sealant all round, fixed to brickwall . colour charcoal					
13	Shop front size 1120 x 2210mm high (AL07) (Guard House)		No	1		
	LOUVRE UNITS					
	The given sizes are overall, approximate and in the order of width and height. The detailed drawings and building must be carefully checked for exact sizes before placing orders. Any errors in this respect will be at the Contractor's expense and no claims for any extras in this regard will be entertained					
19	Powder coated mild steel louvre with mesh inside size 572 x 648mm high (W4-N)		No	1		Rate Only
20	Powder coated mild steel louvre with mesh inside size 2913 x 775mm high fixed to walls with stainless steel bolts as per detail.		No	1		Rate Only
	SUNDRY STAINLESS STEELWORK					
	Fittings fixed to brickwork or concrete					
21	750 x 450x 1850mm High steel shelves fixed to wall as per manifacturers details		No	5		
	Steel Tables					
22	1356 x 680x 900mm High Stainless Steel table with 150mm high splash back as per finish schedule complete		No	1		
23	1700 x 680x 900mm High Stainless Steel table with 150mm high splash back as per finish schedule complete		No	1		
24	Provision for repair works and adjustment on existing Aluminium doors and Windows		P/sum	1	R35,000.00	R 35,000.00
	Sub total carried to summary					

ITEM	DESCRIPTION	LI	UNIT	QTY	RATE	AMOUNT
	SECTION 2					
	BILL NO. 12					
	TILING					
	SUPPLEMENTARY PREAMBLES					
	TRADE NAMES					
	Items, materials or methods to be used specified by trade names or catalogue numbers are only an indication of the quality required. Items, materials or methods of similar quality may be used with prior written approval from the Representative / Agent					
	DESCRIPTIONS					
	Unless described as "fixed with adhesive to plaster (plaster elsewhere)" descriptions of tiling on brick or concrete walls, columns, etc shall be deemed to include 4:1 cement plaster backing and descriptions of tiling on concrete floors, etc shall be deemed to include 3:1 cement mortar bedding					
	WALL TILING					
	200mm x 300mm Ceramic industries SAMCA wall tiles fixed to plastered surfaces with an approved tile adhesive and finish all joints with approved waterproof grout, all strictly to manufacturer's specification. Shiny White_OSH10A2A Gloss (Toilets)					
1	On walls	LI	m2	50		
2	Splashback	LI	m2	1		
	FLOOR TILING					

ITEM	DESCRIPTION	LI	UNIT	QTY	RATE	AMOUNT
	600mm x 600mm Grade 1 white glazed ceramic floor tiles fixed to screed with an approved tile adhesive and finish all joints with approved waterproof grout strictly to manufacturer specifications					
3	On floors	LI	m2	50		
4	100mm High tile skirting	LI	m	133		
	600mm x 600mm Grade 1 white glazed ceramic non slip floor tiles fixed to screed with an approved tile adhesive and finish all joints with approved waterproof grout strictly to manufacturer specifications					
5	On floors	LI	m2	35		
6	100mm High tile skirting	LI	m	202		
	SUNDRIES					
	Aluminium stair nosings, expansion joint strips, etc					
7	Edged with Kirk Marketing "M-Trim" 8mm aluminium straight edge tile trim, to suit 6-7mm thick tiles. Product Code: ASE080	LI	m	60		
	Sub total carried to summary					

ITEM	DESCRIPTION	LI	UNIT	QTY	RATE	AMOUNT
	SECTION 2					
	BILL NO. 13					
	PLUMBING AND DRAINAGE					
	SUPPLEMENTARY PREAMBLES					
	PREAMBLES					
	Tenderers are advised to study the Model Preambles for Trades (1995 edition) as recommended and published by the Association of South African Quantity Surveyors					
	TRADE NAMES					
	Items, materials or methods to be used specified by trade names or catalogue numbers are only an indication of the quality required. Items, materials or methods of similar quality may be used with prior written approval from the Representative / Agent					
	DESCRIPTIONS AND PREAMBLES					
	Reference shall be made to other trades for preambles and full descriptions of items not fully described in this trade which shall apply equally to work in this trade, unless otherwise described					
	RATES					
	Rates for all piping, fittings, etc shall include for all fixing in position of fittings, cutting of chases in brickwork or concrete, excavation of trenches, backfilling, etc unless otherwise described					
	RAINWATER DISPOSAL					
	GUTTERS, DOWNPIPES, ETC.					
1	Seamless Heunis or similar approved (precoated) Rainwater Goods 0,8mm thick Z275 spelter galvanised steel rainwater disposal system comprising 125 x 100mm rectangular gutter	LI	m	200		
2	Extra over for stop end	LI	No	12		
3	Extra over for outlet with nozzle	LI	No	16		
4	100 diameter x 0,6mm thick Chromadek downpipe fixed to wall with straps at 1500mm centres using nail plugs.	LI	m	85		
5	Extra for shoe	LI	No	16		
6	Extra for eaves offset	LI	No	16		

ITEM	DESCRIPTION	LI	UNIT	QTY	RATE	AMOUNT
	SANITARY FITTINGS					
	Stainless steel					
	Stainless steel for basins, washtorughs, bedpan, sinks, etc shall be type 304 (18/10)					
7	Double end bowl stainless steel sink fitted onto cupboard worktop complete (Allow a PC sum of R 2,5 00.00 each supplied and delivered to site)	LI	No	2		
	PLUMBING AND DRAINAGE					
29	Provision for internal plumbing and drainage	LI	No	36		
	KITCHEN					
30	Hydroboil - 10L	LI	No	1		
	Sub total carried to summary					

ITEM	DESCRIPTION	LI	UNIT	QTY	RATE	AMOUNT
	SECTION 2					
	BILL NO. 14					
	GLAZING					
	SUPPLEMENTARY PREAMBLES					
	TRADE NAMES					
	Items, materials or methods to be used specified by trade names or catalogue numbers are only an indication of the quality required. Items, materials or methods of similar quality may be used with prior written approval from the Representative / Agent					
	MIRRORS					
	GSA SmartGlass™ Images® copper-free mirror as dimensioned, glazed in accordance with NBR N schedule 1 and SABS 0137 with polished edges holed for and fixed with chromium plated dome capped mirror screws with foam backing strip all round to plugs in walls					
1	6mm quality polished glass mirror 800 x 600mm high	LI	No	10		
	Sub total carried to summary					

ITEM	DESCRIPTION	LI	UNIT	QTY	RATE	AMOUNT
	SECTION 2 **BILL NO. 15** **PAINTWORK** **SUPPLEMENTARY PREAMBLES** **TRADE NAMES** Items, materials or methods to be used specified by trade names or catalogue numbers are only an indication of the quality required. Items, materials or methods of similar quality may be used with prior written approval from the Representative / Agent **PAINT SPECIFICATION** All materials for paintwork for which South African Bureau of Standards specifications have been published shall comply the requirements of such specifications and shall bear the standardisation mark of the South African Bureau of Standards on the container or packing. Materials for paintwork for which no SABS specifications have been published shall be of a brand and manufacture approved by the Director-General prior to its use **DISTINCTION FOR COLOUR** Paintwork in different colours has not been measured separately, except for colours which have a value of 7 or less on the Munsell system as described above as well as for the following: Paintwork on mouldings and bands picked out in colours differing from the surrounding paintwork of the same material Paintwork on walls, ceilings, etc to patterns in more than one colour are described separately as "in patterned multi-colours" Paint in dado's has not been measured separately, neither are cutting in of edges measured. Prices shall include for cutting in of contrasting colours or paints and masking as required. **PROFILED SURFACES** Painting of profiled surfaces are measured over the flat area, unless otherwise described **PROTECTION AGAINST CORROSION** Prices for painting structural steelwork are to include for corrosion protection as PW 371 clause 18.9.1 (c). See "Metalwork" for 18.9.1(a) (b) and (d)					

ITEM	DESCRIPTION	LI	UNIT	QTY	RATE	AMOUNT
	STRUCTURAL STEELWORK All damaged paint areas are to be repaired in accordance with the original specification after completion of erection All paint to structural steelwork is to be sourced from an approved paint manufacturer and to be applied in accordance with the manufacturers specifications All bolts are to be degreased prior to erection and painted after erection					
	PAINTWORK, ETC TO NEW WORK **ON FLOATED PLASTER** **Prepare, clean and apply one full coat plascon Primer; one coat of "Plascon Double Velvet to manufacturer's recommendations. Colour to Architects specifications**					
1	On internal plastered walls	LI	m2	1503		
	Prepare, clean and apply one coat plaster primer and two coats approved "Plascon wall and All" quality matt acrylic paint applied as per manufacturers specification. colour to Architects specification					
2	On external plastered walls	LI	m2	1123		
	ON PLASTER BOARD Prepare and apply one coat universal undercoat and two coats Plascon ceiling paint in strict accordance to manufacturer's recommendations					
3	**On ceiling and cornice including priming steel joints and nail heads with one coat zinc phosphate alkyd resin primer** Prepare and apply one coat alkali resistant primer, one universal undercoat and two coats gloss emamel paint	LI	m2	165		
4	**On fascias and barge boards** **ON METAL** Prepare and apply one coat Professional High Build Zinc Phosphate Primer (UC 170) and finish with two coats Wall & All (WAA) All to manufacturer specifications. Colour to be confirmed.	LI	m2	54		
5	On door frames	LI	m2	29		

ITEM	DESCRIPTION	LI	UNIT	QTY	RATE	AMOUNT
	ON WOOD					
	Prepare, clean and apply two coats of Velvaglo Satin .All to Manufacturer's Recommendations. Colour to be confirmed.					
6	On doors	LI	m2	91		
	Sub total carried to summary					

ITEM	DESCRIPTION	LI	UNIT	QTY	RATE	AMOUNT
	BUILDING WORKS SUMMARY					
1	Earthworks					
2	Concrete, Formwork and Reinforcement					
4	Waterproofing					
6	Carpentry and Joinery					
7	Ceilings, Partitions and Access Flooring					
8	Ironmongery					
9	Metalwork					
12	Tiling					
13	Plumbing and Drainage (Provisional)					
14	Glazing					
15	Paintwork					
	Total carried to final summary					

ITEM	DESCRIPTION	LI	UNIT	QTY	RATE	AMOUNT
	SECTION 3					
	BILL NO. 1					
	ELECTRICAL INSTALLATION					
1	Electrical Installation		m2	200		
2	Sub contractors mark-up @ 5%		SUM	1		
	Total carried to final summary					

ITEM	DESCRIPTION	LI	UNIT	QTY	RATE	AMOUNT
	SECTION 2					
	BILL NO. 2					
	BOREHOLE INSTALLATION including but not limited to the following:					
3	Yield and Water Quality Testing as per SANS standards, pipe work to the tank inlet		Prov sum	1	R30,000.00	R 30,000.00
4	Sub Contractor's mark up @ 5%		SUM	1	R1,500.00	R 1,500.00
	Total carried to final summary					

ITEM	DESCRIPTION	LI	UNIT	QTY	RATE	AMOUNT
	SECTION 3					
	BILL NO. 3					
	STEEL PALISADE FENCE AND GATES INSTALLATION					
1	Supply and install Extension(welded) the existing Steel Palisade which varies in height from NGL) (palisade steel precaoted including the access gates as indicated on the drawings, see drawing no S42.1/TD-001)		m2	410		
2	Reconfigure the entrance as instructed by the Engineer		sum	1		
3	Spraying Painting on existing Steel Palisade Fencing (No brush painting allowed)		m	500		
3	Sub Contractor's mark up @ 5%		SUM	1		
	Total carried to final summary					

ITEM	DESCRIPTION	LI	UNIT	QTY	RATE	AMOUNT
	BILL NO. 4					
	FIRE SERVICES					
1	Fire installation		SUM	1		
2	Sub contractors mark up @ 5%		SUM	1		
	Total carried to final summary					

ITEM	DESCRIPTION	LI	UNIT	QTY	RATE	AMOUNT
	SPECIALIST WORKS SUMMARY					
1	Electrical Installation					
2	Borehole installation					
3	Steel Palisade and Gates Installation					
4	Fire and Smoke Detection					
	Total carried to final summary					

ITEM	DESCRIPTION	LI	UNIT	QTY	RATE	AMOUNT
	SECTION 4					
	BILL NO. 2					
	MEDIUM PRESSURE PIPES					
	SUPPLEMENTARY PREAMBLES					
	For preambles see "Model Preambles for Trades (2008 Edition)" and applicable supplementary preambles as specified in the Trades. The said Model and Supplementary Preambles apply to all work described in this document.					
	WATER MAINS					
	Supply, lay, joint, bed and test the following pipes.					
1	Provision for water pipes (50mm HDPE, PN10 including all necessarry bends) - S42.1/W/Lay00	LI	m	220		
2	Provision for 2x20000l polythene water tanks including the installing and repainting of the existing stands at 15m high from NGL to bottom of stand including two ensclosures of separated tanks as per the 3D Architects drawings S42.1/B/3D/ 0010	LI	No	2		
	Total carried to final summary					

ITEM	DESCRIPTION	LI	UNIT	QTY	RATE	AMOUNT
	SECTION 4					
	BILL NO. 3					
	SEWERS					
	SUPPLEMENTARY PREAMBLES For preambles see "Model Preambles for Trades (2008 Edition)" and applicable supplementary preambles as specified in the Trades. The said Model and Supplementary Preambles apply to all work described in this document.					
	NON PRESSURE uPVC SEWER PIPES					
	Supply, lay, joint, bed and test the following pipes.					
1	Provision for sewer pipes Diameter 110mm class 34 including junctions and roding eyes as per drawing S42.1/SW/lay00	LI	Pro Sum	1	R10,500.00	R 10,500.00
2	connect and backfill existing on-site build septic tank of 17000l in accordance to engineer specification as per typical drawing no S42.1/SW-STD-002	LI	No	1		
3	Supply and install 1000l septic tank including on-site built soakway system at the guard house	LI	P/Sum	1	R28,500.00	R 28,500.00
	Total carried to final summary					

ITEM	DESCRIPTION	LI	UNIT	QTY	RATE	AMOUNT
	SECTION 4					
	BILL NO. 4					
	STORMWATER PIPES					
	SUPPLEMENTARY PREAMBLES					
	For preambles see "Model Preambles for Trades (2008 Edition)" and applicable supplementary preambles as specified in the Trades. The said Model and Supplementary Preambles apply to all work described in this document.					
	STORMWATER PIPES					
	Supply, lay, joint, bed and test the following pipes.					
1	Provision for stormwater pipes -75D 450mm diamter pipes	LI	m	5		
	Total carried to final summary					

ITEM	DESCRIPTION	LI	UNIT	QTY	RATE	AMOUNT
	SECTION NO.4					
	BILL NO. 5					
	CONCRETE PAVING					
	PREAMBLES					
	NOTE: Tenderers are advised to study the "Specification of Materials and Methods to be used - General Specification for building contracts standard conditions". (GP ASC Rev 0)					
	Excavate In Natural Ground And Stockpile Including 1.0km Freehaul					
1	Bulk earthworks		m3	147		
	Extra Over All Excavations For Excavations In					
2	Soft rock.		m3	22		
3	Hard Rock		m3	11		
	Sundries					
4	Extra over all excavations for carting away excavated material as described (Contractor to allow for bulking).		m3	147		
5	Allow for keeping excavations free of water and mud by pumping or bailing.		Item	1		
PSA 4.1	**G5(commercial sourced) gravel material supplied by the contractor compacted to 93% Mod AASHTO density**					
6	Under surface sub base		m3	250		
	Compaction of surfaces					
7	Compaction of ground surface including scarifying for a depth of 300mm, breaking down oversize materials, addidng suitable materials where neccesary and compacting to 93% Mod AASHTO density		m2	489		
	Soil insecticide					
8	Under roads etc including forming and poisoning shallow furrows against kerbs etc, filling in furrows and ramming. [LI]		m2	489		
	REINFORCED CONCRETE					
	Strength Concrete 25Mpa/19mm					
9	Slab		m3	98		
	TEST CUBES					
10	Making and testing 150 x 150 x 150mm concrete strength test cubes (Provisional)		No	16		

ITEM	DESCRIPTION	LI	UNIT	QTY	RATE	AMOUNT
	FORMWORK					
	Smooth					
11	Sides of slabs not exceeding 300mm high		m	267		
	REINFORCEMENT					
	Fabric reinforcement					
12	Mesh reinforcement with mesh reference number 395 laid in concrete surface beds, slabs, etc with 300mm wide side and end laps (measured net)		m2	489		
	Total carried to final summary					

ITEM	DESCRIPTION	LI	UNIT	QTY	RATE	AMOUNT
	SECTION 4					
	BILL NO. 6					
	PAVING, ETC					
	SUPPLEMENTARY PREAMBLES					
	Carting away of excavated material					
	Descriptions of carting away of excavated material shall be deemed to include loading excavated material onto trucks directly from the excavations or, alternatively, from stock piles situated on the building site					
	PAVING, ETC(Note Paving Blocks are on site)					
	Earthworks					
1	Rip and recompact		m2	1860		
	60mm Thick in accordance with SANS 1058, laid to falls on and including 20mm thick washed river sand layer with joints filled in with sand, compacted with a vibration compactor					
2	Paving to walkways etc to falls, including necessary straight edge blocks		m2	670		
3	Extra over for circular cutting		m	80		
	60mm Thick in accordance with SANS 1058, laid to falls on and including 20mm thick washed river sand layer with joints filled in with sand, compacted with a vibration compactor					
4	Paving to walkways etc to falls, including necessary straight edge blocks	LI	m2	1190		
5	Extra over for circular cutting	LI	m	112		
	G6 gravel material supplied by the contractor compacted to 93% Mod AASHTO density from commercial					
7 PSA 4.11	Under paving **RIP and Compaction of surfaces (in-situ)**	LI	m3	334.8		
8	Compaction of ground surface including scarifying for a depth of 300mm, breaking down oversize materials, adding suitable materials where necessary and compacting to 93% Mod AASHTO density		m2	1860		
	Soil insecticide					
9	Under paving etc including forming and poisoning shallow furrows against kerbs etc, filling in furrows and ramming	LI	m2	1860		

ITEM	DESCRIPTION	LI	UNIT	QTY	RATE	AMOUNT
	One layer 250 micron green polyethylene waterproof sheeting complying with SABS 952 Type C in widest practicable widths with all joints lapped and sealed with pressure sensitive tape all in strict accordance with the manufacturer's requirements					
10	Under paving etc	LI	m2	1860		
	KERBS ETC					
11	Kerb (SABS fig 12) including excavations, backfilling, etc	LI	m	227		
12	Kerb (SABS fig 3) including excavations, backfilling, etc	LI	m	325		
	Total carried to final summary					

ITEM	DESCRIPTION	LI	UNIT	QTY	RATE	AMOUNT
	SECTION NO.4					
	BILL NO. 7					
	RETAINING WALLS, ETC					
	PREAMBLES					
	NOTE: Tenderers are advised to study the "Specification of Materials and Methods to be used - General Specification for building contracts standard conditions". (GP ASC Rev 0)					
	Labour intensive methods: The contractor will be required to use labour intensive methods for the items which have been marked with the letters LI as described in the Scope of Work.					
	SUPPLEMENTARY PREAMBLES					
	Carting away of excavated material					
	Descriptions of carting away of excavated material shall be deemed to include loading excavated material onto trucks directly from the excavations or, alternatively, from stock piles situated on the building site					
	RETAINING STRUCTURES					

ITEM	DESCRIPTION	LI	UNIT	QTY	RATE	AMOUNT
	BRICK WALL					
	Supply and Build the reminder of the retaining wall					
5	Half Brick Wall of Facebrick	LI	m2	180		
5.1	Concrete infill for cavity wall	LI	m3	14.4		
	STORMWATER DRAINAGE (PROVISIONAL)					
	SUBSOIL DRAINAGE					
6	110mm Slotted PVC pipe encased with 300x300mm stone wrapped with bidim (elsewhere measured)	LI	m	90		
7	Biddim U14 geofrabric filter blanket behind retaining wall with 150mm side and 300mm end laps including stitching.	LI	m2	180		
8	19mm Concrete stone encasing for geodrain	LI	m3	8		
	Concrete channels					
9	V-shaped drain channel 1000 x 150mm Thick with rounded salient edges and finished on exposed surfaces with 2:1 cement mortar, laid to falls in panels not exceeding 2m long with 12mm bitumen impregnated softboard movement joints with exposed edges raked out for a depth of 10mm and filled with bituminius compaound including all necessary excavations, bedding, concrete, formwork, mesh reinforcement complete as per Engineer's details	LI	m	90		
	Total carried to final summary					

ITEM	DESCRIPTION	LI	UNIT	QTY	RATE	AMOUNT
	EXTERNAL WORKS SUMMARY					
2	Water Supply					
3	Sewers					
4	Stormwater Pipes					
5	Concrete Paving					
6	Paving					
7	Retaining Walls					
	Total carried to final summary					

ITEM	DESCRIPTION	LI	UNIT	QTY	RATE	AMOUNT
	SECTION 5 **BILL NO 1** **PROVISIONAL AMOUNTS** For preambles see "Model Preambles for Trades (2008 Edition) SUPPLEMENTARY PREAMBLES General The following Provisional Amounts are for work to be done by firms of specialists and will be regarded as Selected Sub-contractors to the Contractor. The Contractor must assist in obtaining tenders and/or quotations from approved firms and submit them to the Agent/Representative for his approvalThe tenderer's attention is drawn to Section 1: Preliminaries for further amplification of Provisional- and Prime Cost AmountsNote: All provisional sums are "NETT" The specialist Contractors will not be regarded as a Nominated Sub-Contractor to the Main Contractor Profit Where stated, the contractor may allow for profit if required. The profit will be adjusted in the same ratio as the adjusted value of the subcontract. The profit will only be payable if the contractor appoints the sub contractor and is responsible for the sub contractor payment, etc. In the event of the Client appointing a sub-contractor directly only attendance will be payable to the main contractor					

ITEM	DESCRIPTION	LI	UNIT	QTY	RATE	AMOUNT
	Attendance **Where listed, further items has been included to allow the Contractor to price for attending upon the Sub-contractors and these items will only be adjusted in the final account if the extent of such installations either increases or decreases** **Without in any way limiting the meaning and interpretation, "general attendance" on sub-contractors shall include free of charge to the sub-contractor the following services for the purpose of the relative sub-contract works: 1) access to the site and to the places where the work is to be carried out, including the use of any temporary personnel hoists erected by the Contractor for his own use; 2) the provision of water and lighting and of single and/or three phase electric power to a position within 50 metres of the place where work is to be carried out, but excluding water, fuel and power for commissioning of the installation for which the Contractor shall be responsible; 3) the provision of an area for office accommodation, temporary workshops and for the storage of plant and materials; 4) the use of erected scaffolding belonging to the Contractor, in common with others having the like right whilst it so remains erected upon the site; 5) the use of messrooms, latrine, health and welfare facilities, and the like, where provided; 6) the use of the site telephone (if provided) subject to the payment by the sub-contractor for all his outgoing calls; 7) temporary casing and/or other protection of the work; 8) site security measures; 9) hoisting of the sub-contractor's material in loads not exceeding the available hoisting loads of cranes of the contractor; 10) repairs and making good in all trades and final cleaning down on completion.** SELECTED SUB-CONTRACTOR WORKS **LANDSCAPING**					
1	Design, supply and installation of Landscaping around new buildings complete		Item	1	R80,000.00	R 80,000.00
2	**Allow for attendance and profit if required.**		Item	1	R4,000.00	R 4,000.00
	SUNDRY BUILDERS WORK					
3	**Provide the sum of R 50,000.00 for sundry builders work in association with specialist installations**		Item	1	R25,000.00	R 25,000.00
	Provisonal Sum for the CLO		Item	1	R12,000.00	R 12,000.00
	Provisonal Sum for Student in Training		Item	1	R24,000.00	R 24,000.00
	Provisional Sum for Safety Rep		Item	1	R10,000.00	R 10,000.00
	Provisional Sum for PSC sitting		Item	1	R35,000.00	R 35,000.00
	Provisional Sum for Training		Item	1	R0.00	R -
	Contractor's Handling Fee		%	190,000.00		R -
	Note: All Provisional Sum are Mananged and Approved by the Principal Urgent (Applicable to the entire BOQ)					
	Total carried to final summary					

ITEM	DESCRIPTION	LI	UNIT	QTY	RATE	AMOUNT
	FINAL SUMMARY					
1	Section 1: Preliminaries and General					
2	Section 2: Builders Work					
3	Section 3 - Specialist Installation					
4	Section 4: External Works					
5	Section 5: Provisional Sums					
	SUB TOTAL CARRIED TO SUMMARY					

SUMMARY OF BILL OF QUANTITIES

Section	Description	Amount
Section 1	**Preliminaries and General**	
	Total	
Section 2	**Builders Work**	
1	Earthworks	
2	Concrete, Formwork and Reinforcement	
4	Waterproofing	
6	Carpentry and Joinery	
7	Ceilings, Partitions and Access Flooring	
8	Ironmongery	
9	Metalwork	
12	Tiling	
13	Plumbing and Drainage (Provisional)	
14	Glazing	
15	Paintwork	
	Total	
Section 3	**SPECIALIST WORKS SUMMARY**	
1	Electrical Installation	
2	Borehole installation	
3	Steel Palisade and Gates Installation	
4	Fire and Smoke Detection	
	Total	
Section 4	**EXTERNAL WORKS SUMMARY**	
2	Water Supply	
3	Sewers	
4	Stormwater Pipes	
5	Concrete Paving	
6	Paving	
7	Retaining Walls	
	Total	
SECTION 5	**PROVISIONAL AMOUNTS**	
2	SECTION 1600 -BUILDING WORKS - HALL AND GUARD HOUSE	R
SUB-TOTAL 1		**R**
CONTIGENCY @ 2.5%		R
SUB-TOTAL 2		**R**
ADD 15% of sub-total 2 for VALUE ADDED TAX (VAT)		R
TOTAL CARRIED TO FORM OF OFFER		**R**

MUSINA LOCAL MUNICIPALITY

CONTRACT NO: 15-2026/27

CONTRACTOR OF THE CONSTRUCTION OF MABVETE COMMUNITY HALL

C3: SCOPE OF WORK

C3.1 STANDARD SPECIFICATIONS

C3.2 PROJECT SPECIFICATIONS

PART A: GENERAL

PS-1 Project Description
PS-2 Description of the Site and Access
PS-3 Details of the Works
PS-4 Construction Management Requirements

PART B: STANDARD SPECIFICATIONS

B1 Project Specifications Relating to the Standard Specifications and Other Additional Specifications is tabulated below:

Section	Description
SABS 0400-1990	PART A TO N
BUILDING WORKS	NHBRC GUIDELINES
FIRE INSTALLATION	SANS 10400-T: FIRE PROTECTION SANS 10400-W: FIRE INSTALLATION SANS 10105: USE AND CONTROL OF FIRE-FIGHTING EQUIPMENT, INCUDING PORTABLE AND WHEELED FIRE EXTINGUISHERS SANS 1475: RECONDITIONING OF FIRE EXTINGUISHERS SANS 10087: THE HANDLING, STORAGE, DISTRIBUTION AND MAINTENANCE OF LIQUIFIED PETROLEUM SANS 10139: DESIGN, INSTALLATION, TESTING, MAINTENANCE OF FIRE

Section C3.1: Project Specifications

Section	Description
	DETECTION ANS ALARM SYSTEMS SANS 14520: DESIGN, INSTALLATION, TESTING, MAINTENANCE, AND SAFETY GASEOUS FIREFIGHTING SYSTEMS SANS 10142: LOW VOLTAGE ELECTRICAL INSTALLATIONS
ELECTRICAL WORKS	SANS 10114-1: INTERIOR LIGHTING PART 1: ARTIFICIAL LIGHTING FOR INTERIORS SANS 10389-1 EXTERIOR LIGHTING, PART 1: ARTIFICIAL LIGHTING OF EXTERIOR AREAS FOR WORK AND SAFETY SANS 164–1 AND SANS 164–2 SANS 10313:2010 SANS 10400 – BUILDING REGULATIONS SOUTH AFRICA SANS 10142-1 – THE WIRING OF PREMISES PART 1 LOW VOLTAGE INSTALLATIONS SANS 10142-2 – THE WIRING OF PREMISES PART 2 MEDIUM VOLTAGE INSTALLATION SANS 507-1 – PART 1 : PLANNING AND DESIGN OF DISTRIBUTION NETWORKS SANS 10198-12 INSTALLATION OF EARTHING SYSTEM OCCUPATIONAL HEALTH AND SAFETY ACT, NO 85 OF 1993 THE NATIONAL BUILDING REGULATIONS AND BUILDING STANDARDS ACT 1977 (ACT 103 OF 1977) ASAMENDED THE ELECTRICITY ACT 1984 (ACT 41 OF 1984) AS AMENDED
SANS 1200	1200A – GENERAL 1200C – SITE CLEARANCE 1200H – STRUCTURAL STEEL WORKS

Section C3.1: Project Specifications

C3.3 PARTICULAR SPECIFICATIONS

PART C: ENVIRONMENTAL MANAGEMENT PLAN

C1 General
C2. Training and Induction of Employees
C3. Complaints Register and Environmental Incident Book
C4. Site Cleanliness and Neatness
C5. Access
6. Borrow Pits
7. Dust Control / Air Quality
8. Fauna
9. Fire Prevention and Control
10 Grave Sites
11. Materials Handling and Spills Management
12. Noise
13. Pollution Control
14. Rivers and Streams
15. Safety
16. Soil Management
17. Worker Conduct
18. Traffic Disturbances and Diversions
19. Vegetation
20. Waste Management

PART D: DAYWORKS

1. Scope
2. Type of Work
3. Materials
4. Construction Plant Hire
5. Salaries and Wages of Workmen
6. Measurement and Payment

Section C3.1: Project Specifications

MUSINA LOCAL MUNICIPALITY

CONTRACT NO: 15-2026/27

CONTRACTOR OF THE CONSTRUCTION OF MABVETE COMMUNITY HALL

C3.1 STANDARD SPECIFICATIONS

The standard specifications on which this contract is based are the **SANS 1200 Standardised specification, SABS 0400-1990 and NHBRC standards for civil engineering and building construction and Standard Manufacture Conditions for Information Communication Technology.**

The following SANS specifications are also referred to in this document and the Contractor is advised to obtain them from Standards South Africa (a division of SABS) in Pretoria.

SANS 10396: 2003:	Implementing Preferential Construction Procurement Policies using Targeted Procurement Procedures
SANS 1914-1 to 6 (2002) :	Targeted Construction Procurement
SANS 1921 – 1 (2004):	Construction and Management Requirements for Works Contracts Part 1: General Engineering and Construction Works and where accommodation of traffic is involved:
SANS 1921-2 (2004):	Construction and Management Requirements for Works Contracts; and Part 2: Accommodation of Traffic on Public Roads Occupied by the Contractor.

The following NHBRC specifications are also referred to in this document and the Contractor is advised to obtain them from NHBRC Offices in Polokwane or Nearest Office.

NHBRC Manuals which contains part A & B and the Simplified NHBRC Manual.

MUSINA LOCAL MUNICIPALITY

CONTRACT NO: 15-2026/27

CONTRACTOR OF THE CONSTRUCTION OF MABVETE COMMUNITY HALL

C3.2: PROJECT SPECIFICATIONS

STATUS

The Project Specification, consisting of two parts, forms an integral part of the contract and supplements the Standard Specifications.

Part A contains a general description of the works, the site and the requirements to be met.

Part B contains variations, amendments and additions to the Standardized Specifications and, if applicable, the Particular Specifications.

In the event of any discrepancy between a part or parts of the Standardized or Particular Specifications and the Project Specification, the Project Specification shall take precedence. In the event of a discrepancy between the Specifications, (including the Project Specifications) and the drawings and / or the Bill of Quantities, the discrepancy shall be resolved by the Engineer before the execution of the work under the relevant item.

The standard specifications which form part of this contract have been written to cover all phases of work normally required for road contracts, and they may therefore cover items not applicable to this particular contract.

PART A: GENERAL

PS-1 PROJECT DESCRIPTION

The project entails (but not limited to) the completion of partially completed of Mabvete Community Hall in Mabvete Village **(Both infrastructures and Building are various stages of completion)**. **The completion of the works on both infrastructures and building works includes but not limited to completion of the partially existing main hall (including kitchen and storemen), electrical works. External Guard and offices including ablution facilities (internal and external works). External works i.e. completion of partially completed brick with concrete cavity retaining wall, elevated tank, borehole including submersible pump, pumping main and electrical works, in-situ septic tank including earthworks, breaking of existing concrete aprons/floors around the hall(as specified on the drawings), external electrical works i.e. cabling and external lighting(building and parking light) including kiosk and extension of the existing steel palisade and repainting (mechanical coating). New Works Construction of internal paved access road including parking areas and stormwater control and prefabricated septic tank at the guard house.**

Section C3.1: Project Specifications

The employer's objectives are to deliver public infrastructure using labour intensive methods in accordance with EPWP Guidelines

As much as is economically feasible all work shall be implemented by employing Labour Intensive Construction methods. Over and above the normal Building and Allied works to be implemented by employing skilled and unskilled labour the works specified in the "Guidelines for the Implementation of Labour-Intensive Infrastructure Projects under the Expanded Public Works Programme (EPWP)" shall be undertaken using Labour Intensive Construction methods.

PS-2 DESCRIPTION OF THE SITE AND ACCESS

2.1 Location of site

The current Musina Local Municipality is situated in **Mabvete area** adjacent as shown on the figure below:

The Mabvete Community Hall GPS co-ordinate **22°27'58.01"S**, **30°34'41.16"E**

Figure 1 – Current Location of the Community Hall

Section C3.1: Project Specifications

PS-3 DETAILS OF THE WORKS

The scope of work entails the following but not limited to (The bidder must take note that some of the materials are on site (it is required that the Contractor and the Principal Agent agree on quantities and quality prior materials being used):

A: Site Establishment

- The Contractor is required to agree with the Municipality for the area to set up the site establishment including water, sewer/ablution and electricity provision at the cost of the Contractor.
- A Written Agreement must be provided between Municipality and Contractor with all terms and conditions. **(This is dependent on where the Contractor may establish the site).**

B: HIGHLEVEL SCOPE OF WORKS

HIGH LEVEL SCOPE OF WORKS	**MATERIALS STATUS QUO**	**Measured Progress to date (This may vary)**
ROADS and PARKING		
Kerbing	Not Received	0%
Paving	Received (Quantities to be verified on site)	0%
Road marking	Not Received	0%
Road signs	Not Received	0%
G5 MATERIAL	Not Received	0%
External concrete works		
Mesh wire	Not Received	20%
Concrete	Paid for by the Client but no work on site	20%
Retaining Wall		
Backfilling material	Received	0%
Bricks for retaining wall	Only internal brick skin materials is receved	40%
Cement and sand	Not Received	0%
Guardhouse		
Roof Sheeting and Gutters	Remainder of the works vs Materials to be verified on site	100%
Aluminium windows	Remainder of the works vs Materials to be verified on site	80%
Doors	Not Received	0%
Plumbing	To be Verfied on site	50%
Painting	To be Verfied on site	50%
floor finishes	To be Verfied on site	0%

Contract: 15-2026/27

Part C3: Scope of work

Section C3.1: Project Specifications

HIGH LEVEL SCOPE OF WORKS	MATERIALS STATUS QUO	Measured Progress to date (This may vary)
Ceiling	To be Verfied on site	100%
Electricity	To be Verfied on site	95%
Prefabricated Septic Tank	No Received	
MAIN HALL AND OFFICES		
Roof Sheeting and Gutters	Remainder of the works vs Materials to be verified on site	95%
Electrical supply	Remainder of the works vs Materials to be verified on site	95%
Plumbing works	Remainder of the works vs Materials to be verified on site	80%
Plastering	received	100%
Aluminium windows	Remainder of the works vs Materials to be verified on site	98%
Doors	Remainder of the works vs Materials to be verified on site	80%
Tilling	Remainder of the works vs Materials to be verified on site	100%
Ceiling	Remainder of the works vs Materials to be verified on site	95%
Painting	Remainder of the works vs Materials to be verified on site	75%
Ramps and Stage	Remainder of the works vs Materials to be verified on site	100%
Cladding	Not Received	0%
Electricity	Remainder of the works vs Materials to be verified on site	95%
KITCHEN		
Roof Sheeting and Gutters	Remainder of the works vs Materials to be verified on site	95%
Aluminium windows	Received	100%
Doors	Received	95%
Plumbing	Remainder of the works vs Materials to be verified on site	90%
Floor tile	Remainder of the works vs Materials to be verified on site	100%
Ceiling	Remainder of the works vs Materials to be verified on site	95%

Contract: 15-2026/27

Part C3: Scope of work

Section C3.1: Project Specifications

HIGH LEVEL SCOPE OF WORKS	**MATERIALS STATUS QUO**	**Measured Progress to date (This may vary)**
Kitchen Cupboards	Not Received	0%
Electricity	Remainder of the works vs Materials to be verified on site	95%
Items	**MATERIALS STATUS QUO**	**Activity Progress**
STOREROOM		
Roof Sheeting and Gutters	Remainder of the works vs Materials to be verified on site	95%
Aluminium windows	Remainder of the works vs Materials to be verified on site	100%
Doors	Remainder of the works vs Materials to be verified on site	95%
Floor tile	Remainder of the works vs Materials to be verified on site	100%
Ceiling	Remainder of the works vs Materials to be verified on site	98%
Electricity	Remainder of the works vs Materials to be verified on site	95%
INTERNAL ABLUTIONS		
Roof Sheeting and Gutters	Remainder of the works vs Materials to be verified on site	95%
Aluminium windows	Remainder of the works vs Materials to be verified on site	100%
Doors	Remainder of the works vs Materials to be verified on site	100%
Plumbing	Remainder of the works vs Materials to be verified on site	95%
Walltiles	Remainder of the works vs Materials to be verified on site	100%
Floor tile	Remainder of the works vs Materials to be verified on site	100%
Ceiling	Remainder of the works vs Materials to be verified on site	100%
Electricity	Remainder of the works vs Materials to be verified on site	0%
OUTSIDE ABLUTIONS		

Contract: 15-2026/27

Part C3: Scope of work

Section C3.1: Project Specifications

HIGH LEVEL SCOPE OF WORKS	MATERIALS STATUS QUO	Measured Progress to date (This may vary)
Roof Sheeting and Gutters	Remainder of the works vs Materials to be verified on site	95%
Aluminium windows	Remainder of the works vs Materials to be verified on site	100%
Doors	Remainder of the works vs Materials to be verified on site	100%
Plumbing	Remainder of the works vs Materials to be verified on site	90%
Walltiles	Remainder of the works vs Materials to be verified on site	100%
Floor tile	Remainder of the works vs Materials to be verified on site	0%
Ceiling	Remainder of the works vs Materials to be verified on site	100%
Electricity	Remainder of the works vs Materials to be verified on site	95%
ELEVATED TANK RESERVOIR		
Foundation	Not yet done	0%
Erection of the steel stand	Received not installed	50%
Tanks	Not Received	0%
PALISADE FENCING		
Erection / construction	Received	95%
Bulk Electrification		
cable laying	Received	100%
Transformer erection	Received	100%
Kiosk	Received	50%
SEPTIC TANK		
Placing and pipework accessories (In -Situ)	Not Received	80%
Prefabricated Septic Tank includign earthworks,brickwork including concrete cover and filling it with water	Not received	0%
Borehole		
Installation of submersible pump	Remainder of the works vs Materials to be verified on site	0%

Section C3.1: Project Specifications

HIGH LEVEL SCOPE OF WORKS	MATERIALS STATUS QUO	Measured Progress to date (This may vary)
Electricity	Remainder of the works vs Materials to be verified on site	0%
Plumibing wokrs including pumping main	Not Received	0%

3.2 Nature of ground conditions and subsoil conditions

From the Geotechnical report no ground water was identified during the investigation. The soil profile is between G7 and G9. **Hard rock is expected**.

3.3 Labour recruitment conditions

A PLC has not been established but it's a vital means of communication between all parties involved with the project. The composition of the PLC comprises representation by the Employer, the Engineer and formal structures within the community.

The contractor shall make use of these communication channels and shall appoint from amongst his site personnel a responsible person to participate in the affairs of the PLC, and this representative may be also required to attend the monthly PLC meetings.

It is mandatory that the Contractor shall interact with the community via proactive project liaison and project participation by its leaders and constituted organisations and forums, as well as through the employment of its people, and these activities shall constitute essential facets of the project.

Local labour is to be used and the employment of such labour is to be done in conjunction with the PLC. The PLC has formed a Labour Committee who shall assist the Contractor with the recruitment of local labourers to ensure an equal distribution of people employed between the various villages in the area.

3.4 Construction in confined Areas

It may be necessary for the Contractor to work within confined areas. Except where provided for in the specifications, no additional payment shall be made for work done in restricted areas. In certain places the width of the fill material and pavement layers may decrease to zero and the working space may be confined. The method of construction in these confined areas largely depends on the Contractor's constructional plant.

However, the Contractor shall note that, unless provided for in terms of the scheduled payment items in the SANS Standard Specifications or these project specifications, measurement and payment shall be in accordance with the specified cross sections and dimensions only, irrespective of the method used for achieving

these cross sections and dimensions, and that the tendered rates and amounts shall include full compensation for all special equipment and construction methods and for all difficulties encountered when working in confined areas and narrow widths, and at or around obstructions, and that no extra payment shall be made nor shall any claim for additional payment be considered in such cases.

4 CONSTRUCTION AND MANAGEMENT REQUIREMENTS

4.1 Preliminary and General

The Contractor is referred to SANS 1921: 2004 parts 1, 2 and 3: Construction and Management Requirements for Works Contracts. These specifications shall be applicable to the contract under consideration and the Contractor shall comply with all requirements relevant to the project.

Certain aspects however require further attention as described hereafter.

MATERIALS

Quality

Where there is a standardization mark programme for any material, all such material supplied shall bear the official standardization mark.

Alternative materials or equipment proposed by the Contractor shall be tested. The test, as well as the materials or equipment, shall be approved by the Engineer prior to any such materials or equipment being built into the Works and all costs involved in testing shall be deemed to be included in the rates tendered.

Materials supplied by the Employer

Materials as supplied by the Employer will be kept at the stores of the Employer and the Contractor will be requested from time to time to incorporate material into the Works, on instruction of the Engineer. These material quantities must not be seen as a certainty as materials to be incorporated into the Works, but the Contractor must take note of this Clause should the Engineer instruct him to do so.

Incorporation of these materials into the Works, should it be so instructed by the Engineer, will have a direct effect on the quantities of similar materials being omitted from the Schedule of Quantities requested to be supplied by the Contractor. A list of the materials to be supplied by the Employer will be fixed within 14 days after the issue of the Letter of Acceptance.

PLANT

Section C3.1: Project Specifications

Contractor's Office, Stores and Services

It is not a requirement of this Contract that the Contractor provide an approved field laboratory on Site, although he may elect to do so. If no laboratory is provided, the Contractor shall nevertheless arrange to have the required quality control tests (e.g. density, concrete strength and pressure testing of pipelines) performed by an approved commercial laboratory, and his tendered rates shall include full compensation for such tests.

Before commencing any establishment on Site, the proposed layout of the Contractor's offices, stores and services shall be approved by the Engineer. The Engineer will approve the layout or otherwise request modifications within five working days after receipt of the Contractor's written proposal.

The Contractor's camp shall be kept neat and clean at all times and all surplus or rejected material shall be removed from the site.

Restriction on Employee Accommodation (Additional subclause)

No housing is available for the Contractor's employees and the Contractor shall make his own arrangements to house his employees and to transport them to site. With the exception of a night-watchman no employees may be housed or accommodated or allowed to sleep over on the site of the works.

The Contractor shall provide the necessary ablution facilities at his campsite and on the site of the works for the use of his employees. Chemical toilets only will be allowed.

Restriction on the use of plant

Except for the type of plant, and to the extent permitted in terms of the project specification or approved by the Engineer, the Contractor shall use only hand tools and hand equipment in the construction of the Works or portions of the Works that are required in terms of the project specification to be constructed using labour-intensive methods.

CONSTRUCTION

Survey

Co-ordinated reference pegs shall be preserved as specified in subclause 5.1.2.

Setting out of the Works

The Contractor shall verify at his own cost the accuracy of the pegs or benchmarks pointed out as being available for use to set out the works. Any discrepancies must be reported to the Engineer in writing.

All pegs or benchmarks which are damaged during the Contract which were not in the direct way of the construction of the works shall be replaced by a competent Surveyor

(or Land Surveyor if the positions were determined by a Land Surveyor in the first place) at the Contractors own cost.

For any new work the Contractor shall establish his own reference lines from which the work can be set out.

Where labour-intensive work is specified, the Contractor shall also be responsible for the setting out of the daily tasks.

Dealing with Water on the Works

"It shall be noted that any claim for extension of time or for additional compensation dealing with water on the Works will not be considered, as this payment item shall be deemed to take in account of all additional resources or costs that may be required or incurred. The Contractor shall be deemed to have acquainted himself with the site conditions during tender stage. This will include the diversion of rivers to accommodate the laying of pipes through rivers."

Training (Additional Sub-clause)

It is a condition of this contract that on-the-job training be provided for local labour. Accredited training in accordance with Particular Specification 4.1.3 EPWP LABOUR INTENSIVE SPECIFICATION (1.2.2.2.5) will be paid for separately as specified.

PROVISIONAL SUMS

It is to be noted that three quotations will be required for prior commencement of tasks with provisional sum for approval.

Provisional Sums are allowed in the Schedule of Quantities for execution on instruction by the Engineer only, and include:

Generic Training

A sum of R60 000 must be allowed for in the preliminary and general item

Safety representative

The sum shall include a monthly allowance of R5000 per month for subsistence, travel and other cost for a safety representative elected by the Municipality for the full duration of the Contract

PSC Member Allowances

The sum shall make provisions for ten project steering committee members, for their attendance at meetings, in compensation as follows: R 250 per person per meeting.

CLO

Section C3.1: Project Specifications

The sum shall make provision for the monthly salary of R6000 per month of the community liaison officer as elected/appointed by the Municipality for the full duration of the Contract.

Provision of payment for EPWP for labourers

Allowance shall be made for the payment of EPWP labourers when they undergo training for a maximum of five days (allocation of approximately R200 per labourer per day or determined by the Municipality)

ENGINEER'S OFFICE

Contract Name Board

One Contract name board is to be erected in the position indicated by the Engineer. A name board shall be as per the name board drawing specified on the tender document.

Engineers Office

The Contractor shall provide, furnish and equip one or more offices (as scheduled) for the use of the Engineer.

Buildings for offices shall be constructed of timber, asbestos or other approved materials. The buildings shall have double walls filled with insulating material and lined on the inside with timber or other approved material. Ceilings shall be provided, and offices shall have timber or concrete floors with edge to edge carpeting with foam-backed needle punch carpeting.

Office buildings shall be painted with an approved paint after erection and the paintwork shall be maintained during the contract period.

Each door shall be provided with a lock and two keys.

The siting of all offices shall be to the Engineer's satisfaction and shall be decided upon in consultation with him and confirmed in writing before erection. All accommodation shall include the provision of a constant 220 volt A.C. electrical supply, access roads where required, fresh clean potable water and sewerage, including septic tanks which will be considered as part and parcel of the accommodation provided and will not be paid for separately.

All accommodation shall meet with the approval of the Engineer.

The offices shall comply with the following requirements:

Dimensions	Type 1 Office	Type 2 Office
Minimum floor area	40,0m2	16,0m2
Minimum window area	6,0m2	2,4m
Minimum window area opening	3,6m2	1,5m2

Section C3.1: Project Specifications

Minimum clear height	2,4m	2,4m

Furniture and equipment:

Each office shall be equipped with the following:

(i) Office desk with a surface area of at least 1,5 m2 with at least 3 drawers, one of which can be locked.

(ii) General purpose steel cabinet with doors, lock and two keys with at least 1,5 m2 shelf area and a volume of 0,7 m3.

(iii) Two office chairs.

(iv) Double 80 watt fluorescent light fittings complete with ballast and tubes (3 per Type 1 office, 1 per Type 2 office).

(v) A table with a smooth flat top having an area of at least 3m2

(vi) 220/250 volt 15 amp power points (4 per Type 1 office, 2 per Type 2 office).

(vii) Windows shall be fitted with Venetian or opaque roller blinds.

In addition to the above the Type 1 office shall be equipped with the following:

(viii) A table large enough to accommodate ten people and have an area of at least 3 m2. This table may be the table referred to in (v), above.

(ix) Ten chairs suitable for meetings chairs.

The Contractor shall also provide a toilet for the exclusive use of the Engineer. The toilet shall be a chemical toilet. Provision shall be made for the washing of hands at a suitable location adjacent to the toilet.

~~**Survey Equipment (Additional Clause)** The Contractor shall provide the engineer with the following survey equipment on site for the full duration of the Contract:~~

~~(a) 1 tacheometer capable of reading to 20 seconds of arc;~~
~~(b) 2 tacheometer staves graduated metrically;~~
~~(c) 1 automatic level and levelling staff;~~

~~1 steel tape of length 30 m;~~
~~1 measuring wheel.~~

The Contractor shall insure the equipment against any loss, damage or theft and he shall indemnify the Engineer against any claims in this regard.

The Contractor shall maintain the equipment in good working order and keep it clean throughout the contract period.

Compliance with health and safety specification

The sum must include compliance with health and safety regulation include covid 19 regulation and the specification provided on part C3.3 of the tender document.

Compliance with covid 19 regulation specification

Section C3.1: Project Specifications

The sum must include compliance with health covid 19 regulation and the specification provided on part C3.3 of the tender document.

Drawings *(Read with SANS 1921 – 1: 2004 clauses 4.1.7; 4.1.11 and 4.1.12)*

The reduced drawings which form part of the tender documents shall be used for tendering purposes only.

The contractor shall be supplied with three complete paper copies of the construction drawings free of charge. The Contractor shall at his own expense produce there from all further paper prints required for the construction of the work.

At the completion of the Contract, the Contractor shall return to the Engineer all drawings, provided or made, during the contract period. Any information which the Contractor has control over and which is required by the Resident Engineer to complete the as-built drawings shall be made available to the Resident Engineer before the completion certificate is issued.

Only written dimensions may be used. Dimensions are not to be scaled from drawings unless ordered by the Engineer. The Engineer will supply all figures / dimensions which are not shown on the drawings. The levels or dimensions given on the drawings are subject to confirmation on site. The Contractor shall submit all levels and dimensions to the Engineer for confirmation before he commences with any structural construction work. The Contractor shall also check all clearances which are given on the drawings and inform the Engineer of any conflicting dimensions.

Any destination names on road signs which may be indicated on the drawings are subject to confirmation by the Engineer before these signs are manufactured.

4.2 Responsibilities for design and construction

Engineer
The Engineer responsible for the design in accordance with the specification is: Sizeya Consulting Engineers.

4.3 Planning and Programme *(Read with SANS1921-1:2004 clause 4.3)*

Preliminary programme

The Contractor shall include with his tender a preliminary programme on the prescribed form to be completed by all Tenderers. The programme shall be in the form of a simplified bar chart with sufficient details to show clearly how the works will be performed within the time for completion as stated in the Contract Data.

Tenderers may submit tenders for an alternative Time for Completion in addition to

a tender based on the specified Time for Completion. Each such alternative tender shall include a preliminary programme similar to the programme above for the execution of the works and shall motivate his proposal clearly by stating all the financial implications of the alternative completion time.

The Contractor shall be deemed to have allowed fully in his tendered rates and prices as well as in his programme for all possible delays due to normal adverse weather conditions and special non-working days as specified in the Special Conditions of Contract, in the Project Specifications and in the Contract Data.

The following constraints shall be taken into account in preparing the preliminary construction programme which must be submitted with the Tender. These same constraints shall apply to the final construction programme.

a) The Contract time is **3 months**. Plant and personnel requirements to complete the project in **3 months** must be incorporated in the Tender.
b) Ancillary works by Emerging Contractors

Programme in terms of JBCC

It is essential that the construction programme, which shall conform in all respects to Clause 12.2 of the JBCC, be furnished within the time stated in the Contract Data. The preliminary programme to be submitted with the tender shall be used as basis for this programme.

4.4 Quality Assurance (QA) *(Read with SANS 1921 – 1: 2004 clause 4.4)*

The Contractor will be solely responsible for the production of work that complies with the Specifications to the satisfaction of the Engineer. To this end it will be the full responsibility of the Contractor to institute an appropriate Quality Assurance (QA) system on site. The Engineer will audit the Contractor's quality assurance (QA) system on a regular basis to verify that adequate independent checks and tests are being carried out and to ensure that the Contractor's own control is sufficient to identify any possible quality problems which could cause a delay or failure.

The Contractor shall ensure that efficient supervisory staff, the required transport, instruments, equipment and tools are available to control the quality of his own workmanship in accordance with his QA-system. His attention is drawn to the fact that it is not the duty of the Engineer or the Engineer’s representative to act as foreman or surveyor.

4.6 Management and disposal of water *(Read with SANS 1921 - 1: 2004 clause 4.6)*

The Contractor shall pay special attention to the management and disposal of water and stormwater on the site. It is essential that all completed works or parts thereof are kept dry and properly drained. Claims for delay and for repair of damage caused to the works as a result of the Contractor’s failure to properly manage rain and surface water, will not be considered.

4.10 Earthworks *(Read with SANS 1921 - 1: 2004 clause 4.10)*

Section C3.1: Project Specifications

Borrow pits and spoil areas

No borrow pit for this project.

4.11 Testing *(Read with SANS 1921 – 1: 2004 clause 4.11)*

Process control

The Contractor shall arrange for all tests required for process control to be done by a laboratory acceptable to and approved by the Engineer.

The Contractor may establish his own laboratory on site or he may employ the services of an independent commercial laboratory. Whatever method is used, the Contractor must submit the results of tests carried out on materials and workmanship when submitting work for acceptance by the Engineer. The costs for these tests shall be deemed to be included in the relevant rates and no additional payment will be made for testing as required.

Acceptance control

The process control test results submitted by the Contractor for approval of materials and workmanship may be used by the Engineer for acceptance control. However, before accepting any work, the Engineer may have further control tests carried out by a laboratory of his choice. The cost of such additional tests will be covered by a provisional sum provided in the schedule of quantities, but tests that failed to confirm compliance with the specifications, will be for the account of the Contractor.

4.14 Site Establishment *(Read with SANS 1921 - 1: 2004 clause 4.14)*

Contractor's camp site and depot

The Contractor is responsible to provide a suitable site for his camp and to provide accommodation for his personnel and labourers. If the Employer can make any specific site available to the Contractor, such site will be pointed out to the Contractor.

The chosen site shall be subject to the approval of the Engineer, the Musina Local Municipality and the Project Liaison Committee (PLC). Possible locations for a campsite shall be pointed out at the Site inspection. The Contractor shall conform to all local authority, environmental and industrial regulations.

The Contractor shall make his own arrangements concerning the supply of electrical power and all other services. No direct payment shall be made for the provision of electrical and other services. The cost thereof shall be deemed to be included in the rates and amounts tendered for the various items of work for which these services are required.

The Contractor shall provide security watchmen for the contract as he deems fit at no extra cost for the Employer. The Contractor must ensure that all his employees as well as the employees of his subcontractors are able to identify themselves as

members of the construction team.

Accommodation of Employees

No employees except for security guards will be allowed to sleep or be accommodated on the site in urban areas.

No housing is available for the Contractor's employees and the Contractor shall make his own arrangements to house his employees and to transport them to site.

No informal housing or squatting will be allowed.

The Contractor shall provide the necessary ablution facilities at his camp site and the site of the works for the use of his employees. Chemical toilets only will be allowed where temporary facilities have to be provided.

4.15 Survey beacons *(Read with SANS 1921 - 1: 2004 clause 4.15)*

The Contractor shall take special precautions to protect all permanent survey beacons or pegs such as benchmarks, stand boundary pegs and trigonometrical beacons, regardless whether such beacons or pegs were placed before or during the execution of the Contract. If any such beacons or pegs have been disturbed by the Contractor or his employees, the Contractor shall have them replaced by a registered land surveyor at his own cost.

4.17 Existing Services *(Read with SANS 1921 - 1: 2004 clause 4.17)*

The Contractor shall make himself acquainted with the position of all existing services before any excavation or other work likely to affect the existing services is commenced.

The Contractor will be held responsible for any damage to known existing services caused by or arising out of his operations and any damage shall be made good at his own expense. Damage to unknown services shall be repaired as soon as possible and liability shall be determined on site when such damage should occur.

Prior to commencing construction activities in a particular area, the Contractor shall also diligently enquire of local landowners as to whether there are any other known services which have not been shown on the drawings but which may be affected by the construction activities in that area, and any such services shall be brought to the attention of the Engineer immediately.

The Contractor shall take note of the requirements of clause 1202 of the standard specifications with regard to services.

4.18 Health and Safety *(Read with SANS 1921 - 1: 2004 clause 4.18)*

4.18.1 General statement

It is a requirement of this contract that the Contractor shall provide a safe and healthy working environment and to direct all his activities in such a manner that his

employees and any other persons, who may be directly affected by his activities, are not exposed to hazards to their health and safety. To this end the Contractor shall assume full responsibility to conform to all the provisions of the Occupational Health and Safety Act No 85 and Amendment Act No 181 of 1993, and the OHSA 1993 Construction Regulations 2014 issued on 02 June 2017 by the Department of Labour.

For the purpose of this contract the Contractor is required to confirm his status as mandatory and employer in his own right for the execution of the contract by entering into an agreement with the Employer in terms of the Occupational Health and Safety Act in the form as included in section C1.2.4

Health and Safety Specifications and Plans

(a) Employer's Health and Safety Specification

The Employer's Health and Safety Specification will be included in the tender documents as part of the Project Specifications.

(b) Tenderer's Health and Safety Plan

The Tenderer shall submit with his tender his own documented Health and Safety Plan he proposes to implement for the execution of the work under the contract. His Health and Safety Plan must at least cover the following:

(i) a proper risk assessment of the works, risk items, work methods and procedures in terms of Regulations 7 to 28;
(ii) pro-active identification of potential hazards and unsafe working conditions;
(iii) provision of a safe working environment and equipment;
(iv) statements of methods to ensure the health and safety of subcontractors, employees and visitors to the site, including safety training in hazards and risk areas (*Regulation 5)*;
(v) monitoring health and safety on the site of works on a regular basis, and keeping of records and registers as provided for in the Construction Regulations;
(vi) details of the Construction Supervisor, the Construction Safety Officers and other competent persons he intends to appoint for the construction works in terms of Regulation 6 and other applicable regulations; and
(vii) details of methods to ensure that his Health and Safety Plan is carried out effectively in accordance with the Construction Regulations 2014.
(viii) COVID 19 risk assessment

The Contractor's Health and Safety Plan will be subject to approval by the Employer, or amendment if necessary, before commencement of construction work. The Contractor will not be allowed to commence work, or his work will be suspended if he had already commenced work, before he has obtained the Employer's written approval of his Health and Safety Plan.

Time lost due to delayed commencement or suspension of the work as a result of the Contractor's failure to obtain approval for his safety plan, shall not be used as a

reason to claim for extension of time or standing time and related costs

Cost of compliance with the OHSA Construction Regulations

The rates and prices tendered by the Contractor shall be deemed to include all costs for conforming to the requirements of the Act, the Construction Regulations and the Employer's Health and Safety Specification as applicable to this contract.

Should the Contractor fail to comply with the provisions of the Construction Regulations, he will be liable for penalties as provided in the Construction Regulations and in the Employer's Health and Safety Specification.

4.18.2 Requirements for Accommodation of Traffic (Read with SANS 1921 - 2: 2004)

General

The Contractor will be responsible for the safe and easy passage of public traffic past and on sections of roads of which he has occupation or where work has to be done near traffic.
The travelling public shall have the right of way on public roads, and the Contractor shall make use of approved methods to control the movement of his equipment and vehicles so as not to constitute a hazard on the road.

Accommodation of traffic, where applicable shall comply with SANS 1921-2: 2004: Construction and Management Requirements for Works Contracts, Part 2: Accommodation of Traffic on Public Roads occupied by the Contractor. The Contractor shall obtain this specification from Standards South Africa if accommodation of traffic will be involved on any part of the construction works.

Basic Requirements

The travelling public shall have the right of way on public roads, and the Contractor shall make use of approved methods to control the movement of his equipment and vehicles so as not to constitute a hazard on the road.

The Contractor shall ensure that all road signs, barricades, delineators, flagmen and speed controls are effective, and that courtesy is extended to the public at all times.

Failure to maintain road signs, warning signs or flicker lights, etc, in a good condition shall constitute ample reason for the Engineer to suspend the work until the road signs, etc, have been repaired to his satisfaction.

The Contractor may not commence constructional activities affecting existing roads before adequate provision has been made to accommodate traffic in accordance with the requirements of this document and the South African Road Traffic Signs Manual.

The Contractor shall construct and maintain all temporary drainage works necessary for temporary deviations.

The Contractor shall provide and grant access to persons whose properties fall within or adjoin the area in which he is working.

Payment

The Contractor's tendered rates for the relevant items in the Bill of Quantities shall include full compensation for all possible additional costs which may arise from this, and no claims for extra payment due to inconvenience as a result of the modus operandi will be considered.

4.19 Management of the environment *(Read with SANS 1921 - 1: 2004 clause 4.19)*

Respect for the environment is an important aspect of this contract and the Contractor shall pay special attention to the following:

(a) Natural Vegetation

The Contractor shall confine his operation to the limits of the road reserve for the purpose of constructing the works and where applicable detours, shall be sited in consultation with the Engineer and the local communities.

Only those trees and shrubs directly affected by the works and such others as the Engineer may direct I writing shall be cut down and stumped. The natural vegetation, grassing and other plants shall not be disturbed other than in areas where it is essential for the execution of the work or where directed by the Engineer.

(b) Fires

The Contractor shall comply with the statutory and local fire regulations. He shall also take all necessary precautions to prevent any fires. In the event of fire the Contractor shall take active steps to limit and extinguish the fire and shall accept full responsibility for damages and claims resulting from such fires which may have been caused by him or his employees.

(c) Environmental Management Plan

In addition to the above all requirements according to the Environmental Management Plan as detailed in C3.3, Particular Specifications, will be adhered to.

5.0. MEASUREMENT AND PAYMENT

1.1. Principles

It is a condition of this contract that Contractors, who submit tenders for this contract, shall make provision in their tenders for the cost of all health and safety measures during the construction process. All associated activities and expenditure are deemed to be included in the Contractor's tendered rates and prices.

(a) Safety personnel

The Construction Supervisor, the Construction Safety Officer, Health and Safety Representatives, Health and Safety Committee and Competent Persons referred to in clauses 7.1 to 7.5 shall be members of the Contractor's personnel, and no additional payment will be made for the appointment of such safety personnel.

(b) Records and Registers

The keeping of health and safety-related records and registers as described in 8 is regarded as a normal duty of the Contractor for which no additional payment will be considered, and which is deemed to be included in the Contractor's tendered rates and prices.

6.0. EXPANDED PUBLIC WORKS PROGRAMME(EPWP)

Labour-intensive works shall be constructed/maintained using local workers who are temporarily employed in terms of this Scope of Work
Contractors shall engage supervisory and management staff in labour-intensive works that have completed the skills programme including Foremen/Supervisors at NQF "National Certificate: Supervision of Civil Engineering Construction Processes" and Site Agent/Manager at NQF level 4 "Manage labour-intensive Construction Processes" or equivalent QCTO qualifications.

Any dispute between the Contractor and labourers, regarding delayed payment or default in payment of fair wages, if not resolved immediately may compel the Employer to intervene.The Employer may, upon the Contractor defaulting payment, pay the moneys due to the workers not honoured in time, out of any moneys due or which may become due to the Contractor under the Contract.

The Contractor shall provide his labour force with hand tools of adequate quality, sufficient in numbers and make the necessary provisions to maintain the tools in good and safe working conditions

The Contractor should submit the following at the beginning of the Contract:

(a) Contracts of all the workers employed on the contracts including their certified identity documents;
(b) Proof of Registration for COIDA and UIF;
(c) OHS Files

The Contractor shall submit monthly returns/reports as specified below:

(a) Signed Muster rolls/pay sheets of temporary workers and permanent staff detailing the number, category, gender, rate of pay and daily attendance.

Section C3.1: Project Specifications

(b) Copies of certified identity documents of workers
(c) Number of persons who have attended training including nature and duration of training provided
(d) Assets created, rehabilitated or maintained in accordance with indicators in the EPWP M&E framework
(e) Plant utilization returns
(f) Progress report detailing production output compared to the programme of works

Unskilled and semi-skilled labour required for the execution of all labour intensive works shall be engaged strictly in accordance with prevailing legislation and SANS 1914-5, Participation of Targeted Labour.

The minimum rate of pay set for the EPWP is R.....per task or per day.

Tasks established by the contractor must be such that:
a) the average worker completes 5 tasks per week in 40 hours or less; and
b) the weakest worker completes 5 tasks per week in 55 hours or less.
c) The contractor must revise the time taken to complete a task whenever it is established that the time taken to complete a weekly task is not within the requirements of 1.1.3 of the EPWP Infrastructure Guidelines.
d) The Contractor shall, through all available community structures, inform the local community of the labour intensive works and the employment opportunities presented thereby. Preference must be given to people with previous practical experience in construction and / or who come from households:
a) where the head of the household has less than a primary school education;
b) that have less than one full time person earning an income;
c) where subsistence agriculture is the source of income.
d) those who are not in receipt of any social security pension income

The Contractor shall endeavour to ensure that the expenditure on the employment of temporary workers is in the following proportions:

a) 60 % women;
b) 55% youth who are between the ages of 18 and 35; and
c) 2% on persons with disabilities.

Section C3.1: Project Specifications

Labour Intensive Specification in the Guidelines pertaining to "Earth works"

Section C3.1: Project Specifications

GENERIC LABOUR-INTENSIVE SPECIFICATION

The Generic Labour-intensive specification below is the same as SANS 1921-5,

Construction and management requirement for works contracts- Part 5: Earth works activities which are to be performed by hand and should be included in the scope of works without amendment or modification as set out below.

SCOPE

This specification establishes general requirements for activities which are to be executed by hand involving the following:

a) Trenches having a depth of less than 1.5 metres

b) Storm water drainage

PRECEDENCE

Where this specification is in conflict with any other standard or specification referred to in the Scope of Works to this Contract, the requirements of this specification shall prevail.

HAND EXCAVATEABLE MATERIAL

Hand excavatable material is material:

a) Granular materials:

   i) whose consistency when profiled may in terms of table 1 be classified as very loose, loose, medium dense, or dense; or

   ii) where the material is a gravel having a maximum particle size of 10mm and contains no cobbles or isolated boulders, no more than 15 blows of a dynamic cone penetrometer is required to penetrate 100mm;

b) Cohesive materials:

   i) whose consistency when profiled may in terms of table 1 be classified as very soft, soft, firm, stiff and stiff / very stiff; or

   ii) where the material is a gravel having a maximum particle size of 10mm and contains no cobbles or isolated boulders, no more than 8 blows of a dynamic cone penetrometer is required to penetrate 100mm;

Note:

1) A boulder, a cobble and gravel is material with a particle size greater than 200mm, between 60 and 200mm.

2) A dynamic cone penetrometer is an instrument used to measure the in-situ shear resistance of a soil comprising a drop weight of approximately 10 kg which falls through a height of 400mm and drives a cone having a maximum diameter of 20mm (cone angle of 60° with respect to the horizontal) into the material being used.

Section C3.1: Project Specifications

Table 1: Consistency of materials when profiled

GRANULAR MATERIALS		**COHESIVE MATERIALS**	
CONSISTENCY	**DESCRIPTION**	**CONSISTENCY**	**DESCRIPTION**
Very loose	Crumbles very easily when scraped with a geological pick.	Very soft	Geological pick head can easily be pushed in as far as the shaft of the handle.
Loose	Small resistance to penetration by sharp end of a geological pick.	Soft	Easily dented by thumb; sharp end of a geological pick can be pushed in 30-40 mm; can be moulded by fingers with some pressure.
Medium dense	Considerable resistance to penetration by sharp end of a geological pick.	Firm	Indented by thumb with effort; sharp end of geological pick can be pushed in up to 10 mm; very difficult to mould with fingers; can just be penetrated with an ordinary hand spade.
Dense	Very high resistance to penetration by the sharp end of geological pick; requires many blows for excavation.	Stiff	Can be indented by thumbnail; slight indentation produced by pushing geological pick point into soil; cannot be moulded by fingers.
Very dense	High resistance to repeated blows of a geological pick.	Very stiff	Indented by thumbnail with difficulty; slight indentation produced by blow of a geological pick point.

Section C3.1: Project Specifications

TRENCH EXCAVATION

All hand excavatable material in trenches having a depth of less than 1,5 metres shall be excavated by hand.

COMPACTION OF BACKFILLING TO TRENCHES (AREAS NOT SUBJECT TO TRAFFIC)

Backfilling to trenches shall be placed in layers of thickness (before compaction) not exceeding 100mm. Each layer shall be compacted using hand stampers

a) to 90% Proctor density;

b) such that in excess of 5 blows of a dynamic come penetrometer (DCP) is required to penetrate 100 mm of the backfill, provided that backfill does not comprise more than 10% gravel of size less than 10mm and contains no isolated boulders, or

c) Such that the density of the compacted trench backfill is not less than that of the surrounding undisturbed soil when tested comparatively with a DCP.

EXCAVATION

All hand excavatable material including topsoil classified as hand excavatable shall be excavated by hand. Harder material may be loosened by mechanical means prior to excavation by hand.

The excavation of any material which presents the possibility of danger or injury to workers shall not be excavated by hand.

CLEARING AND GRUBBING

Grass and small bushes shall be cleared by hand.

SHAPING

All shaping shall be undertaken by hand.

LOADING

All loading shall be done by hand, regardless of the method of haulage.

HAUL

Excavation material shall be hauled to its point of placement by means of wheelbarrows where the haul distance is not greater than 150 m.

OCCUPATIONAL HEALTH, SAFETY & ENVIRONMENTAL SPECIFICATION

CONTRACT No.: 15-2026/27 – CONTRACTOR OF THE CONSTRUCTION OF MABVETE COMMUNITY HALL

General Notification

This document forms an integral part of the Contract Specification and, in particular, shall constitute the Client's (**Musina Local Municipality**) Occupational Health, Safety & Environmental (SHE) Specification, as required by the Construction Regulations, 2014, as promulgated under the Occupational Health and Safety Act (Act no. 85 of 1993). The Specification shall furthermore be applied for the management of Mandatories performing activities for or on behalf of Musina Local Municipality, irrespective whether the contract work constitutes construction work or not.

The Contract Specification is contained in Volume 1 of the contract documents in Part 1: Scope of Work.

Acknowledgements

This Occupational Health, Safety & Environmental (SHE) Specification was developed by the internal OHS Department of Sizeya Consulting Engineers for the sole use by Musina Municipality.

ITEM	
1.	Introduction
1.1	MM's commitment to SHE management
1.2	Scope of SHE specification
1.3	Omissions
1.4	Change management
2.	Overview of contractor management
2.1	Contractor management process
3.	SHE Documentation
3.1	Safety file
3.2	Principal Contractor appointment
3.3	37.2 agreement
3.4	SHE plan
3.5	Legislative framework
3.6	SHE Policy
3.7	Appointments & competencies
3.7.1	Appointment index
3.8	Insurances

3.9	Costing for SHE
3.10	Sub-contractors
3.11	Notification of construction work
3.12	Construction work permit
4.	Organisational Structure / Organogram
5.	Commitment to SHE
6.	HIRA
6.1	Baseline risk assessment

6.2	Issue based risk assessment
6.3	Continuous risk assessment
6.4	Safe work procedures
7.	Incident Management
7.1	Reporting
7.2	Investigation
7.3	Close-out
7.4	Lost time injury rate
8.	Medicals screening requirements
9.	Emergency management
10.	SHE Training
11.	PPE requirements
12.	Disciplinary processes
13.	Site rules
14.	Public health and safety
15.	Refusal to work
16.	Security on site
17.	Accommodation on site

18.	Welfare facilities
19.	Compliance monitoring
	19.1 Inspections
	19.2 Audits
	19.3 Work stoppages
	19.4 Non-compliance monitoring
20.	Operational Control
	20.1 Excavations
	20.2 Confined space entry
	20.3 Barricading
	20.4 Working at heights
	20.5 Symbolic signage
	20.6 Use and storage of flammables
	20.7 Hazardous chemical substances
	20.8 Fire prevention and protection
	20.9 Stacking and storage
	20.10 Housekeeping
	20.11 Traffic management

	20.12 Hand tools
	20.13 Portable electrical equipment & electrical installations
	20.14 Lifting machinery and machinery
	20.15 Ladders
	20.16 Construction vehicles and mobile plant
	20.17 Asbestos exposure
	20.18 Horizontal directional drilling and pipe jacking
23.	Monthly reporting
24.	Project close out

25.	Formwork (construction regulation 10)
25.	Demolitions
25.	Working on or near water
25.	Eating, changing, washing and toilet facilities
25.	Personnel and other protective equipment
25.	Sign off form

ABBREVIATIONS

Abbreviation	Description
CR	Construction Regulations
COID	Compensation for Occupational Injuries and Diseases
DoL	Department of Labour
GAR	General Administrative Regulations
GMR	General Machinery Regulations
GSR	General Safety Regulations
HCS	Hazardous Chemical Substances
HIRA	Hazard Identification and Risk Assessment
MLM	Musina Local Municipality
MSDS	Material Safety Data Sheet
OHS	Occupational Health and Safety
PPE	Personal Protective Equipment
PER	Pressure Equipment Regulations
SANS	South African National Standards
SABS	South African Bureau Standard
SHE	Safety, Health & Environment

DEFINITIONS

Word / Phrase	Definition
"WCL 1", "WCL 2" and "WCL 22"	Means the prescribed forms for reporting of incidents and occupational diseases referred to in the Compensation for Occupational Injuries and Diseases Act.
Competent Person	A person who has in respect of the work or task to be performed the required knowledge, training, experience and, where applicable, qualifications specific to that work or task: provided that where appropriate, qualifications and training are registered in terms of the provisions of the National Qualification Framework Act, (Act 67 of 2000).
Construction work	Any work in connection with: a) The construction, erection, alteration, renovation, repair, demolition or dismantling of or addition to a building or any similar structure b) the construction, maintenance, demolition or dismantling of any bridge, dam, canal, road, railway, runway, sewer or water reticulation system or any similar civil engineering structure; or the moving of earth, clearing of land, the making of an excavation, piling, or any similar type of work
Contractor (inclusive of Principal Contractor)	Any organization, person, entity performing activities for or on behalf of Musina Local Municipality.
Corrective Action	Action to eliminate the cause of a detected nonconformity or other undesirable situation.
Employee	Any person who is employed by or works for an employer and who receives or is entitled to receive any remuneration or who works under the direction or supervision of an employer or any other person
Employer	Any person who employs or provides work for any person and remunerates that person or expressly or tacitly undertakes to remunerate him, but excludes a labour broker as defined in section I (1) of the Labour Relations Act, 1956 (Act No. 28 of 1956)
Hazard	Means a source of or exposure to danger.
Hazard identification	The identification and documenting of existing or expected hazards to the health and safety of persons, which are normally associated with the type of construction work being executed or to be executed.
Incident	Means an incident as contemplated in section 24 (1) of the OHS Act 85 of 1993.
Machinery	means any article or combination of articles assembled, arranged or connected and which is used or intended to be used for converting any form of energy to performing work, or which is used or intended to be used, whether incidental thereto or not, for developing, receiving, storing, containing, confining, transforming, transmitting, transferring or controlling any form of energy

Mandatory	Includes an agent, a contractor or a subcontractor for work, but without derogating from his status in his own right as an employer or a user
Medical surveillance	Means a planned programme or periodic examination (which may include clinical examinations, biological monitoring or medical tests) of employees by an occupational health practitioner or, in prescribed cases, by an occupational medicine practitioner.
Method Statement	A document detailing the key activities to be performed in order to reduce as reasonably as practicable the hazards identified in any risk assessment.
Principal Contractor	Any employer who performs work and is appointed by the Client to be in overall control and management of the contract work (inclusive of Mandatories).
SHE File	A file or other record in permanent form, containing the information required as contemplated in the S.H.E Specification Document and legal requirements applicable to work activities.
SHE Plan	A documented plan which seeks to address all hazards identified means and ways to control and eliminate such to ensure compliance to the S.H.E Specification.
Workplace	Any physical location in which work related activities are performed under the control of the organization.

1. Introduction

In terms of Section 37 of the Occupational Health and Safety Act (Act no. 85 of 1993), Musina Local Municipality is required to control persons/organizations conducting activities for or on their behalf (Mandatories) and the Construction Regulations promulgated under the Occupational Health and Safety Act (Act no. 85 of 1993), is requiring Musina Local Municipality to compile an occupational health and safety specification for any intended project classified as construction work and to provide the specification to prospective tenderers / Mandatories.

The dual objective of this specification is to ensure that the Mandatories and Principal Contractors (herein after called Principal Contractor (including Mandatories)) entering into a contractual agreement/relationship with Musina Local Municipality. achieves and maintains an acceptable level of occupational health, safety and environmental performance whilst conducting activities to perform the contract work.

This document forms an integral part of the Contract Specification and, in particular, shall be the OCCUPATIONAL HEALTH, SAFETY AND ENVIRONMENTAL (SHE) SPECIFICATION FOR CONSTRUCTION WORK. The Contract Specification is contained in other Volumes of the contract documents. The principal and other contractors shall ensure that this specification is included with any contract/s that they may have with other contractors and/or suppliers that are engaged for the provision of labour, goods or services for this project. The Principal Contractor and its Contractors shall furthermore implement any reasonably practicable means to ensure compliance to this Occupational Health, Safety and Environmental (SHE) Specification and any other applicable legislation on their organization and/or activities performed by or for them. This SHE Specification will be read in conjunction, where issued and applicable, with the Environmental Specification issued for listed activities requiring environmental authorization by a relevant authority.

Compliance with this SHE specification does not absolve the Principal Contractor from complying with any other applicable minimum legal requirement and the Principal Contractor remains responsible for the sustainable integrity of the environment and the health and safety of its employees, mandatories as well as any persons affected by activities conducted for or on behalf of Musina Local Municipality

1.1. Musina Local Municipality's commitment to Occupational Health, Safety & Environmental (SHE) Management

Musina Local Municipality is committed to responsible occupational health, safety and environmental management. This commitment is essential to protect the environment, employees, Mandatories, visitors and provide a work environment conducive to health and safety. Principal Contractors and their Contractors shall demonstrate their commitment and concern by:

- Ensuring that decisions and practices affecting occupational health, safety and environmental performance are consistent with the issued SHE specification;
- Ensuring adequate resources are made available for the effective implementation of occupational health, safety and environmental control and mitigation measures;
- Participating in hazard identification and risk assessments and design safety reviews;
- Communicating occupational health, safety and environmental management processes, strategies and control measures with all levels of employees, contractor and/or visitors;
- Ensuring visible leadership at all sites;
- Promoting and enforcing the use of correct types of Personal Protective Equipment (PPE);
- Reporting and investigation of incidents and accidents and ensuring actions are identified and implemented to prevent similar types of incidents reoccurring;
- Participating in Client audits and meetings and ensuring required actions are implemented within reasonable time frames on the site/project;

- Recognizing and conducting safe work practices and coaching employees who require guidance;
- Applying and enforcing consequence management from deviations and transgressions of/from compliance to this SHE Specification noted and/or observed, where applicable;
- Carrying out safety observations, implement corrective and preventative actions and giving immediate feedback;

- Encouraging employee participation in the formulation of work instructions and safety rules.

1.2. Scope of Occupational Health, Safety and Environmental (SHE) Specification

The scope of this Occupational Health, Safety and Environmental (SHE) Specification is to address the reasonable and foreseeable aspects of occupational health, safety and environmental management, which will be affected by the contract work.

The specification will provide the requirements that the Principal Contractor and other Contractors shall comply with in order to reduce the risks associated with the contract work, and that may lead to incidents causing injury and/or ill health or degradation of the environment, to a level as low as reasonably practicable and possible.

In particular, Musina Municipality will ensure that it shall not appoint any Principal Contractor unless it is reasonably satisfied that the contractor which it intends to appoint has the necessary competencies and resources to carry out the work safely.

1.3. Omissions from SHE Specification

Where any omission from the SHE Specification is identified, applicable legal requirements will constitute the minimum standard for compliance to the relevant omission. The responsibility will be on the Principal Contractor to provide assurance to Musina Local Municipality on compliance to the applicable legal requirements related to the activity
/ task / process.

1.4. Change management

Whenever Musina Local Municipality identifies the need to change or review the SHE Specification, approved changes and revisions will be communicated to the Principal Contractor. A cost analysis on the implementation of the proposed changes / revisions will be calculated through a collaborative process between Musina Local Municipality and the Principal Contractor – where the approved changes and/or revisions has no cost implication for the Principal Contractor the Principal Contractor will be required to accept the approved changes / revisions and ensure implementation within the SHE Plan / File framework.

~~2~~ Overview of contractor management process

The contractor management process consists of the following phases:

- Tender briefing and tender documentation;
- Competency evaluation of Principal Contractors (integrated into Supply Chain Management processes);
- Appointed contractor to attend SHE system induction;
- Preparation of SHE File by Principal Contractor;
- Evaluation of SHE File;

- Principal Contractor engagement phase;
- Project close-out and submission of consolidated Health & Safety File

2. SHE DOCUMENTATION

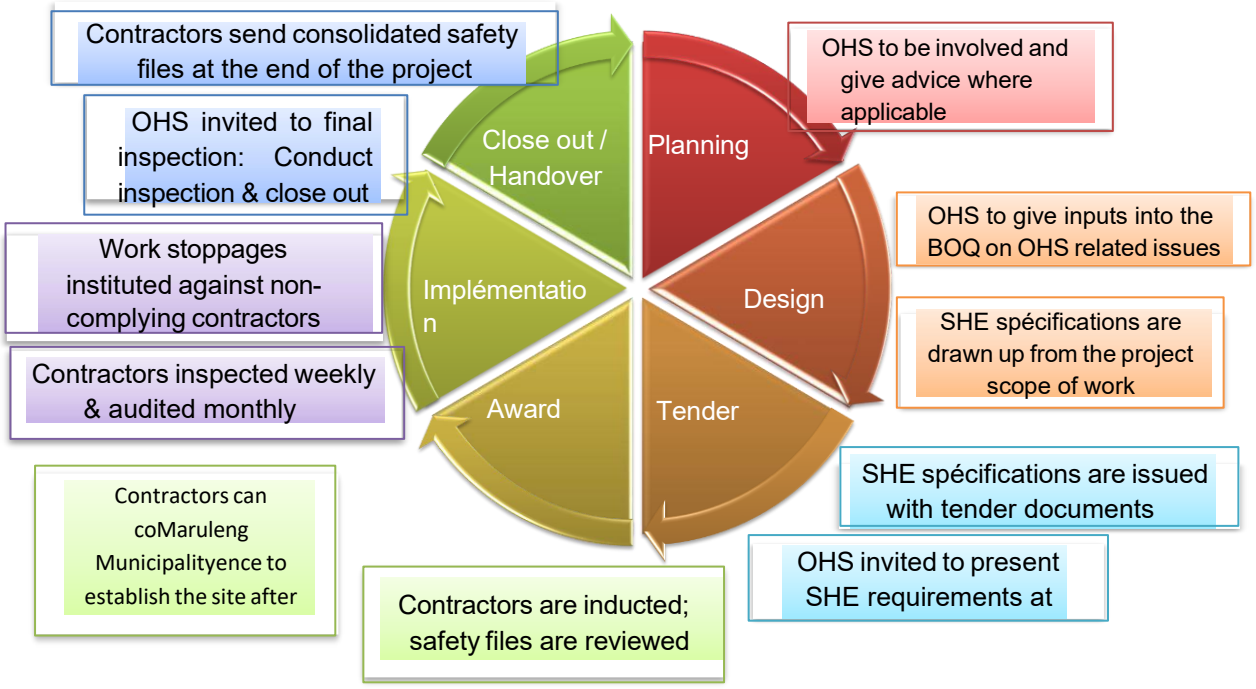

2.1. Safety file

The Principal Contractor will prepare a SHE File containing the processes / procedures and templates to be applied during the project period for the scope of work. The Principal Contractor will be evaluated during the contract period against the submitted SHE File.

Ata minimum the SHE File will contain the following documentation:

- Notification of construction work and/or Permit (based on the value of and duration of the project) to the relevant Department of Labour (stamped on each page / no faxed copies);
- Scope of work to be performed;
- Personnel list (Principal Contractor employees);
- OH&S / SHE Policy and other Policies;
- Updated copy of the Occupational Health and Safety Act (Act no. 85 of 1993) and its Regulations; COID Act.
- Proof of valid registration and good standing with the Compensation Commissioner or another licensed Insurer;
- SHE Plan agreed with Musina Local Municipality.
- Approved risk assessments, review and monitoring plans and safe work procedures (method statements);
- A list of contractors (sub-contractors) including copies of the agreements between the parties and the type of work being done by each contractor;
- All written designations and appointments for project scope of work (CV and competency copies);

- Management structure (inclusive of OH&S responsibility & meeting structure);
- Induction training and site, SHE rules;
- Occupational health and safety training matrix / plan;
- Arrangements with contractors and/or mandatories;
- Description of security measures;
- The following registers (as applicable to contract scope of work):
    - Accident and/or incident notifications, investigation & control register;
    - Occupational health and safety representative's inspection register;
    - Template for entry into confined space;
    - Toolbox talks pro-forma;
    - Fall protection inspections template;
    - First-aid box content template;
    - Record of first-aid treatment template;
    - Fire equipment inspection and maintenance template;
    - Ladder inspection template;
    - Machine safety inspections template (including machine guards, lock-outs etcetera);
    - Inspection templates for lifting machines and –tackle (including daily inspections by drivers/operators);
    - Inspection templates of scaffolding;
    - Inspections templates of structures;
    - Templates of issuing of Personal Protective Equipment;
    - Monthly reporting and recording of statistics templates;
    - Keeping of any other record in terms of applicable legislation falling within the scope of SHE Legislation applicable to the project and the Principal Contractor / Contractor's activities and organisation.
    - OH&S Representatives Inspection Register
    - Asbestos Demolition & Stripping Register
    - Batch Plant Inspections
    - Construction Vehicles & Mobile Plant Inspections by Controller
    - Daily Inspection of Vehicles. Plant and other Equipment by the Operator/Driver/User
    - Demolition Inspection Register
    - Designer's Inspection of Structures Record
    - Electrical Installations, -Equipment & -Appliances (including Portable Electrical Tools)
    - Excavations Inspection
    - Explosive Powered Tool Inspection, Maintenance, Issue & Returns Register (incl. cartridges & nails)
    - Fall Protection Inspection Register
    - First Aid Box Contents
    - Fire Equipment Inspection & Maintenance
    - Formwork & Support work Inspections
    - Hazardous Chemical Substances Record
    - Ladder Inspections
- OH&S Programme agreed with the Client including the underpinning Risk Assessment/s & Method Statements (Construction regulation 5 (1)
- Copies of OH&S Committee and other relevant Minutes
- Designs/drawings (Construction Regulation 5 (8)

Contractor	Witness 1	Witness 2	Employer	Witness 1	Witness 2

- Lifting Equipment Register
- Materials Hoist Inspection Register
- Machinery Safety Inspection Register (incl. machine guards, lock-outs etc.)
- Scaffolding Inspections
- Stacking & Storage Inspection Emergency preparedness and response programmes;
- Medical examination tests

2.2. Principal contractor appointment

- The principal contractor will be appointed in terms of Construction Regulations 2014, Reg 5(1) k
- All responsibilities imposed on the contractor by the Regulations will be applicable
- The duties will include:
  a) Prepare a site specific SHE files based on client SHE specification and project scope.
  b) Have an updated Letter of Good standing.
  c) Ensure the necessary legal appointment letters are compiled and signed by affected parties.
  d) Ensure SHE file submitted before work commences to MM for evaluation and approval.
  e) Must ensure an organizational medical programme for its employees is in place. This must address pre- employment, periodic examination, and exit examinations.
  f) Ensure all employees undergo medical examination and are declared fit for the job they are employed for by a Medical Practitioner.
  g) All employees undergo his control undergo company specific induction and Johannesburg water induction.
  h) Ensure before work conveyances employees are trained on the health and safety risks associated with the work they are conducting.
  i) Ensure employees are trained on company procedures, policies, method statements and informed of the MM SHE requirements as per the specification.
  j) Ensure legislative requirements are complied with during the duration of the contract and ensure that their employees comply also.
  k) Sign the 37 (2) Agreement between MM and themselves before any work conveyances and kept on their SHE file.
  l) Ensure that 37(2) Agreement(s) are signed between themselves and their sub-contractors.
  m) Ensure that sub-contractors have valid Compensation Commissioner Letter of Good Standing.
  n) Have a disciplinary procedure to address those found to be transgressing requirements of SHE specification, SHE plan, site rules or any other OHS act and its Regulation requirement.
  o) Prevent any employee or visitor who is under the influence of any alcohol or drugs (in state of intoxication) from being allowed to site.
  p) Ensure the safety of employees who are taking legal medication.
  q) Must hand over a consolidated SHE file at the end of the contract.
  r) Stop his/her employees who are doing unsafe acts or who are creating an unsafe environment.
  s) Investigate all incidents and report to Musina Local Municipality and ensure all reportable incidents as per the legislative requirement are complied with.
  t) Ensure work is supervised by competent personnel and that work is done by competent employees.
  u) Ensure pre-task risk assessment is done by a competent person and that employees are informed of the pre-task risks and the risk control measures.

v) Ensure tool box talks are conducted to communicate SHE issues in connection to the work being done and any other aspects.
w) Ensue that appointed personnel as per the SHE file are executing their duties as per the legal appointment.
x) Ensure first aid kit is made available in case of any emergency.
y) Ensure that housekeeping is maintained in good condition and that materials are store/stacked properly is designated areas.
z) Have sufficient waste receptacles and ensure the correct disposal of the different wastes.
aa) Proof of hazardous waste disposal to be requested from disposal site and to be kept inside SHE file.
bb) Take reasonable steps to ensure that each appointed sub-contractor health and safety plan is implemented and maintained on the site and SHE File documentation is up to date.
cc) Stop any work from being executed which is not in accordance with the client's health and safety specification and the principal contractor's health and safety plan for the site or which poses a threat to the health and safety of persons.
dd) Must maintain an up to date list of all the sub-contractors on site accountable to the principal contractor, the agreements between the parties and the type of work being done; and
ee) Ensure that all his or her employees have a valid medical certificate of fitness.

2.3. 37.2 Agreement

- MM will enter into a 37(2) Agreement with all the appointed contractors
- A copy of the 37(2) Agreement must be kept in the SHE file of the contractor at all times.
- It is the responsibility of the contractor to ensure that there are 37(2) agreements between themselves and all their appointed sub-contractors.

2.4. SHE Plan

- The contractor shall prepare a SHE plan to address and manage all applicable sources of risk that are identified during the execution of the project. The SHE plan shall incorporate the requirements as listed in the SHE specification.
- A copy of the SHE plan shall be submitted together with SHE file for review and approval.
- It is the contractor responsibility to ensure they sub-contractor compiles a SHE plan that in line with the SHE specification requirement of MM.

2.5. Legislative framework

All contractors shall comply with legislation pertaining to this contract, including but not limited to:

- Constitution of the Republic of South Africa
- Occupational Health and Safety Act and its associated Regulations
- National Environmental Management Framework Legislation
- National Road Traffic Act
- Applicable South African National Standards (SANS)
- Compensation of Occupational Injuries and Diseases Act (COID)
- Local by-laws and provincial ordinances

2.6. SHE Policy

A SHE policy is a statement of intent and a commitment by the organization Chief Executive or Managing Director (OHS Act 16(1) appointee) in relation to requirements applicable to their Safety, Health and Environmental legal obligation, relevant SHE roles and responsibilities, and contractual obligations to the Client.

The contractor and their sub-contractor companies shall each have a documented SHE Policy authorized by their Chief Executive/Managing Director (OHS Act Section 16 (1) Appointee). The SHE Policy must meet the following minimum requirements;

- Organizational Mission and Goal.
- State the overall SHE objectives within the project.
- Show commitment to the prevention of injuries and ill-health.
- Show commitment to the protection of environment and the conservation of natural resources.
- Must be reviewed at predetermined intervals, or when there is change in work process, serious incident occurs.
- The SHE Policy must be in line with OHSAS 18001 and ISO 14001 requirements and guidance documentation.
- Must be authorized by contractor CEO.

2.7. Appointments and competencies

- The contractor and its appointed sub-contractor must make the relevant legislative and non-statutory appointments, which must be maintained valid for the entire contract duration.
- All appointees shall be suitably trained and certified competent for the responsibilities they are assigned for.
- Copies of all relevant appointments and the relevant competence certificates must be kept in the relevant SHE file.

2.8. Supervision of construction work

- The principal contractor shall ensure that the construction manager and construction health and safety officer are appointed for a single site on a full-time basis.
- MM should be informed in writing of the absence of the above-mentioned on site.

Appointment index

Appointment	Legislative Ref	Competency requirements (Min)
Alternate Construction Manager	CR 8.1	N.Dip Eng + 4years exp
Assistant Construction Manager	CR 8.2	N.Dip Eng + 4years exp
Confined Space Supervisor	GSR 5	Certificate + Proven experience
Construction Manager	CR 8.1	N.Dip Eng + 4years exp Full time on site

Construction Health, Safety & Environmental Officer	CR 8.5 MM requirement	N.Dip Safety + 2years exp; OR N.Dip Enviro + 3years exp; OR NEBOSH / SAMTRAC + 4years exp Register with SACPCMP Full time on site
Construction supervisor	CR 8.7	3 years' experience
Construction vehicle & mobile plant supervisor	CR 23.1	Trade Certificate
Electrical installation and appliances inspector	CR 24	Certificate
Emergency, security and fire coordinator	CR 29	Certificate
Excavation supervisor (including piling)	CR 13	3years exp / N.Dip building
Explosive actuated fastening device inspector	CR 21	Certificate
Fall protection supervisor	CR 10.1	Certificate
First-aiders	GSR 3	Certificate
Firefighting equipment inspector	CR 29	Certificate
General Machinery Supervisor	GMR 2.1/7	GCC (GMR 2.1)/ 3 years exp (GMR 2.7)
Temporary work supervisor (Formwork)	CR 12.2	N. Dip building + 4years exp
Hazardous chemical substances supervisor	HCS Regs	Certificate
Incident investigator	GAR 9.2	Certificate
Ladder inspector	GSR 13A	-
Lifting machines and equipment inspector	DMR 18.5	Certificate + 3years experience
Materials hoist inspector	CR 19.8	Certificate
Occupational health and safety representatives	OHS Act 17	Certificate

Risk assessor	CR 9.1	Certificate
Stacking and storage supervisor	CR 28	Certificate
Structures supervisor	CR 11.2	N. Dip building + 4years exp
Suspended platform supervisor	CR 17.1	Certificate
Vessels under pressure supervisor	PER 12	Certificate

Welding supervisor	GSR 9	Certificate

The above minimum requirements are for safety and should not be confused with the evaluation criteria for points scoring.

2.9. Insurances

- The principal contractor and all his appointed contractors shall be registered with an appropriate compensation commissioner and have available a valid letter of good standing at all times.
- The obligation lies with the contractor to ensure that the Letter of Good Standing remains valid throughout the entire duration of the project.
- A copy of the said letter must be filed in all SHE files and made available during inspections and audits.

2.10. Costing for SHE

The contractor is responsible for ensuring that SHE costing is taken into consideration for the entire project/contract as this will ensure they comply with the SHE legislative requirements.

2.11. Sub-contractors

- Whenever the Principal Contractor appoints contractors or sub-contractors, it is a requirement that an Occupational Health and Safety Act (Act no. 85 of 1993) Section 37(2) agreement (i.e. Agreement with Mandatory) is entered into between the Principal Contractor and Contractors.
- The Principal Contractor will ensure that all appointed contractors comply with the Musina Local Municipality SHE Specification requirements.
- The Principal Contractor will establish a procedure on sub-contractor management and assurance on compliance to the established procedure will be provided to Musina Local Municipality on a monthly basis.
- Principal Contractors are required to formally notify Musina Local Municipality before

appointing subcontractors.

- Musina Local Municipality shall approve all specialist subcontractors to be appointed and/or engaged by the Principal Contractor.

The Principal Contractor shall:

- Ensure prior to work conveyancing on the site that every contractor is registered and in good standing with the compensation fund or with a licensed compensation insurer as contemplated in the Compensation for Occupational Injuries and Diseases Act, 1993;
- Appoint each contractor in writing for the part of the project on the construction site;
- Take reasonable steps to ensure that each contractor's health and safety plan is implemented and maintained on the construction site;
- Ensure that the periodic site audits and document verification are conducted at intervals mutually agreed upon between the principal contractor and any contractor, but at least once every 30 days;
- Stop any contractor from executing construction work which is not in accordance with the client's health and safety specifications and the principal contractor's health and safety plan for the site or which poses a threat to the health and safety of persons;
- Include and make available a comprehensive and updated list of all the contractors on site accountable to the principal contractor, the agreements between the parties and the type of work being done; and
- Ensure that all his or her employees have a valid medical certificate of fitness specific to the construction work to be performed and issued by an occupational health practitioner in the form of Annexure 3.

2.12. Notification of construction work

- The Principal Contractor shall, before carrying out any work, notify the relevant Department of Labour of the intention to carry out construction work and use the form (Annexure 2 in the Construction Regulations 2014) for this purpose.
- Only a certified copy stamped (each page) by the Department of Labour will be acceptable. No faxed or emailed notifications will be accepted.
- No work shall commence before the Principal Contractor has submitted notification of construction work to the relevant Department of Labour.
- Musina Local Municipality will not approve the SHE File if no original stamped / certified copy of the notification of construction work has been done.

2.13. Construction work permit

- There should be construction permit prior to the commencement of the works.

3. ORGANISATIONAL STRUCTURE

- The contractor shall develop and submit together with SHE file an organizational organogram related to the contractor, listing all the levels of responsibility from the Chief Executive down to the supervisor(s) responsible for the project.
- The organogram diagram must list all relevant positions, names of appointees and legal

appointments.
- The contractor is responsible for updating the organogram timeously when there are changes to the appointments.
- All appointed sub-contractors are also required to compile their own organograms.

4. COMMIITMENT TO SHE
- Visible commitment is essential to providing a safe working environment.
- Managers, supervisors and employees at all levels must demonstrate their commitment by being proactively involved in the day to day SHE operations.
- Legislation requires that each employee takes reasonable care of themselves and their fellow workers

5. HIRA

Annexure 2: List of possible hazards emanating from projects and activities conducted for or on behalf of Maruleng Municipality includes an assessment of site-specific health and safety hazards and risks and environmental aspects and impacts that have been identified by Maruleng Municipality as possibly applicable to the contract work for this project. It is by no means exhaustive and is offered as assistance to the tenderers and contractors.

Development of risk assessments

Every Contractor performing construction work shall, before the commencement of any construction work or work associated with the construction work, and during construction work, ensure that a risk assessment is undertaken by a competent person, appointed in writing, and the risk assessment shall form part of the SHE plan to be applied on the site. Risk assessments shall identify occupational health and safety hazards and risks and environmental aspects and impacts emanating from the activity to be performed by the Principal Contractor / Contractor.

The risk assessment (inclusive of impact assessment) shall include (at a minimum):
- Identification of the relevant Musina Local Municipality Project with regard to MM Number, Project name and area;
- Date on which risk assessments were conducted / reviewed;
- The identification of the risks / hazards and aspects / impacts to which persons may be exposed to per activity;
- The analysis and evaluation of the risks / hazards and aspects / impacts identified;
- Existing control measures and proposed corrective measures;
- A plan to review the risk assessments as the work progresses and changes are introduced;
- Identification of significant risks (e.g. high; exceeding 75%);
- A documented plan of Safe Working Procedures (SWP)', and its relevance to the risk assessment, inclusive of method statements, to mitigate, reduce or control the risks and hazards that have been identified;
- A plan to monitor the application of the Safe Working Procedures (SWP);
- Signature of appointed competent person conducting risk assessment; and
- Signature of approval by Principal Contractor management and employees involved in risk assessment.

Based on the risk assessments, the Principal Contractor must develop a set of site-specific

occupational SHE rules that will be applied to regulate the health, safety and environmental hazards/aspects of the construction work.

The risk assessments, together with the site-specific occupational health and safety rules, must be submitted to Musina Local Municipality before mobilisation on site conveyances. These will be included in the SHE plan. The Contractor shall ensure through his risk management process the hierarchy of controls stipulated as follows, are implemented:

- Eliminate - The complete elimination of the hazard.
- Substitute - Replacing the material or process with a less hazardous one.
- Redesign - Redesign the equipment or work process.
- Separate - Isolating the hazard by guarding or enclosing it.
- Administrate - Providing control such as training, procedures etc.
- Personal Protective Equipment (PPE) - Use of appropriate and properly fitted PPE where other controls are not practical. (PPE as the last resort)

The Principal Contractor will be required to carry out the following three forms of risk assessment:

- Baseline risk assessment;
- Issue based risk assessment;
- Continuous risk assessments.

This project will require the following risk assessments but limited to:

Clearing & Grubbing of the Area/Site

* Site Establishment including:
  - Office/s
  - Secure/safe storage for materials, plant & equipment
  - Ablutions
  - Sheltered eating area
  - Maintenance workshop
  - Vehicle access to the site

* Dealing with existing structures

* Location of existing services

* Installation and maintenance of temporary construction electrical supply, lighting and equipment

* Adjacent land uses/surrounding property exposures

* Boundary and access control/Public Liability Exposures (NB: The Employer is also responsible for the OH&S of non-employees affected by his/her work activities.)

* Health risks arising from neighbouring as well as own activities and from the environment e.g. threats by dogs, bees, snakes, lightning etc.

* Exposure to noise

* Exposure to vibration

* Protection against dehydration and heat exhaustion

* Protection from wet & cold conditions

* Dealing with HIV/Aids and other diseases

* Use of Portable Electrical Equipment including
  - Angle grinder
  - Electrical drilling machine
  - Skill saw

* Excavations including
  - Ground/soil conditions
  - Trenching
  - Shoring
  - Drainage of trench

* Loading & offloading of trucks

* Aggregate/sand and other materials delivery

* Manual and mechanical handling

* Lifting and lowering operations

* Driving & operation of construction vehicles and mobile plant including
  - Trenching machine
  - Excavator
  - Bomag roller
  - Plate compactor
  - Front end loader
  - Mobile cranes and the ancillary lifting tackle
  - Parking of vehicles & mobile plant
  - Towing of vehicles & mobile plant

* Use and storage of flammable liquids and other hazardous substances

* Layering and bedding

* Installation of pipes in trenches

* Pressure testing of pipelines

* Backfilling of trenches
* Protection against flooding
* Gabion work
* Use of explosives
* Protection from overhead power lines

Baseline risk assessments

The Principal Contractor is required to develop a baseline risk assessment taking the resources, competency levels, nature and scale of their organization into consideration for submission during SHE File evaluation phase. The hazards and risks to which persons, plant, vehicles and facilities may be exposed during the construction should be identified and evaluated. The aspects and impacts resulting in environmental pollution or degradation should also be identified and evaluated. Measures to reduce or control these risks or hazards should be defined during this assessment. The effectiveness of the measures defined and the baseline risk assessment prepared shall be monitored and reviewed from time to time to ensure that it remains relevant and accurate.

Issue based risk assessments

The Contractor will be required to carry out separate risk assessments during construction of the project when methods and procedures are varied, for example when:

- Designs are amended;
- New machines are introduced;
- Plant is periodically cleaned and maintained;
- Plant is started-up or shut-down;
- Systems of work change or operations alter;
- Indents or near-misses occur; or
- Technological developments invalidate prior risk assessments.

Continuous risk assessments

The Occupational Health and Safety Act (Act no. 85 of 1993) specifically requires that employers shall provide and maintain working environments that are safe and without risk to health. The general awareness of hazards needs to be raised as work ethic to maintain a safe and risk-free environment on an on-going basis. This is achieved by continuous risk assessments, a form of risk assessment that takes place as an integral part of day-to-day management. Examples of continuous risk assessments include:

- Maintaining general hazard awareness, and
- Pre-work risk assessments / Daily Safety Task Instructions.

Occupational health and safety risks or environmental impacts that are identified during the risk assessment process shall be communicated before the commencement of the said activity to every employee whose work is associated with the risk. Each employee shall sign to confirm understanding of the safety, health or environmental risks in the tasks.

Contractor	Witness 1	Witness 2	Employer	Witness 1	Witness 2

Review of risk assessments

The Principal Contractor is required to review the hazards identified, the risk assessments and the Safe Work Procedures as the contract work develops and progresses and each time changes are made to the designs, plans and construction methods and/or processes. Revisions to the approved risk assessments and Safe Work Procedures will be presented at each production planning and progress meeting.

Risk assessments are to be reviewed whenever there is change on the scope of work, process, and accidents or when required by Musina Municipality

The Principal Contractor must provide Musina Municipality, other contractors and all other concerned or affected parties with copies of any changes, alterations or amendments to risk assessments and Safe Work Procedures within 14 days of such changes.

6. SAFE WORK PROCEDURES / METHOD STATEMENTS

Method statements or written safe work procedures shall be documented for all high-risk activities:

- Design change or scope change/addition
- Change in job or task
- Introduction of new machinery, equipment or substance.

Method statements or written safe work procedures shall identify following:

- Tasks that are to be undertaken
- The hazards and associated risks of the task(s)
- The control measures for the task(s)
- The equipment and substances that are associated with task(s)
- Any training or qualification needed to do the task
- Personal protective equipment to be worn.

7. INCIDENT MANAGEMENT

7.1. Reporting of accidents and incidents

The Principal Contractor must report all incidents where an employee is injured on duty to the extent that he:

- Dies
- Becomes unconscious
- Loses a limb or part of a limb
- Is injured or becomes ill to such a degree that he is likely either to die or to suffer a permanent physical defect or likely to be unable for a period of at least 14 days either to work or continue with the activity for which he was usually employed

Or where -

- A major incident occurred
- The health or safety of any person was endangered
- Where a dangerous substance was spilled
- The uncontrolled release of any substance under pressure took place
- Machinery or any part of machinery fractured or failed resulting in flying, falling or uncontrolled

moving objects
- Machinery ran out of control

to Musina Local Municipality within two days and to the Provincial Director of the Department of Labour within seven days from date of incident (Section 24 of the Occupational Health and Safety Act (Act no. 85 of 1993) and General Administrative Regulations), except that, where a person has died, has become unconscious for any reason or has lost a limb or part of a limb or may die or suffer a permanent physical defect, the incident must be reported to both Musina Local Municipality and the Provincial Director of the Department of Labour forthwith by telephone, telefax or e-mail.

- All other reports required by this specification must also be completed. Reporting of accidents / incidents to Musina Local Municipality will be on the prescribed format.
- The Principal Contractor is required to provide Musina Local Municipality with copies of all statutory reports required in terms of the Occupational Health and Safety Act (Act no. 85 of 1993) within 7 days of the incident occurring.
- The Principal Contractor is required to provide Musina Local Municipality with copies of all internal and external accident/incident investigation reports, within 7 days of the incident occurring.

7.2. Accident and incident investigation

- The Principal Contractor is responsible for the investigation of all accidents and/or incidents where employees and non-employees were injured to the extent that they had to receive medical treatment other than first aid.
- The results of the investigation are to be entered into the accident and/or incident register. The Principal Contractor is responsible for the investigation of all incidents, including those described in Section 24 (1) (b) and (c) of the Occupational Health and Safety Act (Act no. 85 of 1993) and for keeping a record of the results of the investigations including the steps taken to prevent similar accidents in future.
- The Principal Contractor is responsible for the investigation of all road traffic accidents, related to the construction activities, and for keeping a record of the results of the investigations including the steps taken to prevent similar accidents in future.
- Musina Local Municipality reserves the right to hold its own investigation into an incident or call for an independent external investigation.

7.3. Close out

- All incident investigation reports will be closed out once all the recommendations to prevent further incidents have been implemented.
- A copy of the investigation report must be handed to MM Safety Officer conducting the investigation.

8. MEDICAL SCREENING REQUIREMENTS

- The Principal Contractor shall ensure that a medical surveillance programme is implemented for all employees.
- An initial health evaluation shall be carried out by an occupational health practitioner immediately after a person conveyance employment, where any exposure exists or may exist, which comprises:

  - an evaluation of the employees medical and occupational history;
  - a physical examination; and
  - any other essential examination which in the opinion of the occupational health practitioner is desirable in order to enable the practitioner to do a proper evaluation.
- Medical surveillance and immunization shall be done accredited at / by institutions or occupational health personnel, including, but not limited to:
  - Audiograms.
  - A cardio-respiratory examination / Lung function test;
  - Chest X-rays
  - Eye/ sight tests.
  - A general physical examination;
  - A review of previous medical history.
  - Glucose levels
  - Blood pressure

- An entry medical certificate shall be obtained for all workers prior to conveyancing with site activities from approved medical institution. Copies of all medical certificates shall be retained in the SHE File prior to site establishment and before an employee is allowed to come onto site.
- Specific attention shall be given to the physical and psychological fitness of people who will be required to work in elevated positions and operators of mobile machinery.
- An exit medical certificate shall be obtained for all workers at the end of the contract and for all workers who leave the employment of the Contractor before the end of the Project. Copies of all exit medical certificates shall be submitted to the Musina Local Municipality Project Specialist or Appointed OHS Agent.

9. EMERGENCY MANAGEMENT

The Principal Contractor must appoint a competent person to act as emergency controller and/or coordinator.

The Principal Contractor must conduct an emergency identification exercise and establish what emergencies could possibly develop. He must then develop detailed contingency plans and emergency procedures, taking into account any emergency plan that Musina Local Municipality may have in place.

In the event where a contractor incorporates the services of a 3rd party service provider for the provision of Emergency Response Services, the following criteria must be met:

- Identification of 3rd party emergency response services (organization & contact details);
- Notification of contractor to 3rd party emergency response service of incorporation of services into contractor's emergency response plan (written agreement / signed letter).

The Principal Contractor and the other contractors must hold regular practice drills of contingency plans and emergency procedures to test them and familiarise employees with them.
First-aid

The Principal Contractor must provide first-aid equipment (including a stretcher) and have qualified first-aider(s) on site as required by General Safety Regulations promulgated in terms of the Occupational Health and Safety Act (Act no. 85 of 1993).

The contingency plan of the Principal Contractor must include arrangements for the speedy and timeous transporting of injured and/or ill person(s) to a medical facility or of getting emergency medical aid to person(s) who may require it.

The Principal Contractor must have written arrangements in place with his other contractors regarding the responsibility of the other contractors towards their own injured and/or ill employees.

10. SHE TRAINING

All employees in jobs requiring training in terms of the Occupational Health and Safety Act (Act no 85 of 1993) and any other applicable legislative requirements are to be in possession of valid proof of training. Other occupational health, safety and environmental training requirements of the Occupational Health and Safety Act (Act no 85 of 1993) and Construction Regulations can include:

- General induction;
- Site and job specific induction, including visitors;
- Occupational health and safety representatives;
- Training of the legal and nominated appointees;
- Operators and drivers of construction vehicles and mobile plant;
- Basic fire prevention and protection;
- Basic first-aid;
- Storekeeping methods and safe stacking; and
- Emergency planning and coordination
- Incident investigation
- Risk Assessment
- Planned job observations (supervisors)

All operators, drivers and users of construction vehicles, mobile plant and other equipment are to be in possession of valid proof of training and, where applicable, valid licenses.

10.1. General Job training

The contractor is required to ensure that before an employee commences work their direct supervisor or line manager who is responsible for the employee has informed the employees of his scope of authority, hazards and risks associated with the work to be performed as well as the safety control measure(s). This will involve discussion in connection with ay work standard, job description or company policy or procedure.

10.2. Awareness and promotion

The Principal Contractor is required to have a promotion and awareness programme in place to create an occupational health and safety culture within employees. The following are some of the methods that may be used:

- Toolbox talks;

- Posters;
- Videos;
- Competitions;
- Suggestion schemes;
- Participative employee activities such as “occupational health and safety circles”.

The Principal Contractor is, at a minimum, required to provide awareness programme to employees on the following:

- General Health and Safety Awareness
- Environmental Awareness;
- HIV / AIDS awareness.

10.3. General competence requirement

The Principal Contractor shall ensure that his personnel and other contractors’ personnel are trained and competent to carry out work safely and without risk to health has been completed before work conveyances. The Principal Contractor shall ensure that follow-up and refresher training is conducted as the work progresses and whenever the scope or nature of the work changes.

A “competent person” in relation to construction work, means any person having the knowledge, training and experience specific to the work or task being performed: Provided that where appropriate qualifications and training are registered in terms of the provisions of the South African Qualifications Authority Act, 1995 (Act No. 58 of 1995), these qualifications and training shall be deemed to be the required qualifications and training. It is the responsibility of the Contractor to determine whether any appropriate qualifications and training are registered in terms of the provisions of the South African Qualifications Authority Act.

Records of all training must be kept in the SHE File. The contents of the file will be audited from time to time.

At a minimum, the Principal Contractor will provide training on Safe Work Procedures / Safe Operating Standards to personnel responsible for performing the related task. Records of training on Safe Work Procedures / Safe Operating Standards will be retained. Competence and skill levels by the employees responsible for performing the task on the implementation of the Safe Work Procedures / Safe Operating Standards will be measured through Planned Job Observations.

10.4. Site-specific induction training

The Principal Contractor will be required to develop a project specific induction-training course based on the baseline risk assessment for the contract work. He will ensure that all his employees and other contractors and their employees have received training on the submitted induction-training programme.

All employees of the principal and other contractors are to be in possession of proof (on person) that they have attended a site-specific occupational health and safety induction-training course.

No contractor shall allow or permit any employee, visitor or any other person to enter the site, unless such employee or person has undergone health, safety and environmental induction training pertaining to the hazards prevalent on the site at the time of entry.

Contractor	Witness 1	Witness 2	Employer	Witness 1	Witness 2

Where the Principal Contractor is required to operate within Musina Local Municipality Depot's the Principal Contractor will ensure that all employees undergo the Musina Local Municipality induction.

11. PPE REQUIREMENTS

- The Principal Contractor is required to continuously identify the hazards in the workplace and deal with them. He must either remove them or, where impracticable take steps to protect workers and make it possible for them to work safely and without risk to health under the hazardous conditions.
- The Principal Contractor will establish a Personal Protective Equipment Policy and a Personal Protective Equipment study will be conducted to determine the types of Personal Protective Equipment (PPE) to be supplied related to the hazards and risks emanating from the tasks.
- Cognisance shall be given to the gender of individuals required to where PPE; size required by the employee and size issued.
- Personal protective equipment should, however, be the last resort and there should always first be an attempt to apply engineering and other solutions to mitigating hazardous situations before the issuing of personal protective equipment is considered.
- Where it is not possible to create an absolutely safe and healthy workplace the Principal Contractor is required to inform employees regarding this and issue, free of charge, suitable equipment to protect them from any hazards being present and that allows them to work safely and without risk to health in the hazardous environment.
- It is a further requirement that the Principal Contractor maintains the equipment, instructs and trains the employees in the use of the equipment and ensures that the employees use the prescribed equipment.
- Employees do not have the right to refuse to use and/or wear the equipment prescribed by the employer and, if it is impossible for an employee to use or wear the prescribed protective equipment through health or any other reason, the employee cannot be allowed to continue working under the hazardous condition(s) for which the equipment was prescribed. An alternative solution has to be found that may include relocating the employee.
- The Principal Contractor may not charge any fee for protective equipment prescribed by him but may charge for equipment under the following conditions:
    - Where the employee requests additional issue in excess of what is prescribed;
    - Where the employee has patently abused or neglected the equipment leading to early failure; and
    - Where the employee has lost the equipment.

All employees shall, as a minimum, be required to wear the following personal protective equipment on any of Musina Local Municipality's projects:

- Protective overalls;
- Protective footwear;
- Protective headwear; and
- Eye, face and ear protection.
- NO SHORTS OR DRESSES WILL BE ALLOWED ON SITE!!!

All Personal Protective Equipment will clearly display the branding components of the Principal Contractor's organization (e.g. Name of Organization, logo).

12. DISCIPLINARY PROCESSES

- The contractor is required to implement disciplinary process in order to enforce compliance with requirements.
- All sub-contractors are required to have the same.

13. SITE RULES

- The Principal Contractor must develop a set of site-specific OH&S rules that will be applied to regulate the Health and Safety Plan and associated aspects of the construction.
- When required for a site by law, visitors and non-employees upon entering the site shall be issued with the proper Personal Protective Equipment (PPE) as and when necessary.

14. PUBLIC HEALTH AND SAFETY

The Principal Contractor is responsible for ensuring that non-employees affected by the construction work are made aware of the dangers likely to arise from the construction work as well as the precautionary measures to be observed to avoid or minimise those dangers. This includes:

- Non- employees entering the site for whatever reason;
- The surrounding community; and
- Passers-by the site.

- The Principal Contractor shall organize the site in such a manner that pedestrians and vehicles can move safely and without risks to health, including sufficient and suitable traffic routes and safe walkways with relevant signage.
- Appropriate signage must be posted to this effect and all employees on site must be instructed to ensure that non- employees are protected at all times.
- All non-employees entering the site must receive induction into the hazards and risks of the site and the control measures to be observed.
- The Principal Contractor shall recognize that the Community Liaison Officer (CLO) is the link between Musina Local Municipality and the community and provide all reasonable support to the Community Liaison Officer to ensure relevant responsibilities are fulfilled and positive relationships with the community are maintained.
- Where activities are performed close to public routes, the Principal Contractor will establish a traffic management plan incorporating the requirements of relevant by-laws. At a minimum, barricading, warning signage and flagmen will be provided to ensure the protection of workers from vehicles in transit. Where required, the Principal Contractor will interact with the local traffic department to establish minimum requirements to be implemented on public routes.

15. REFUSAL TO WORK

- Section 14 of the OHS Act states that employees shall carry out any lawful orders given to them, suggesting that they have the right to refuse to obey any unlawful order or work instruction.

Contractor	Witness 1	Witness 2	Employer	Witness 1	Witness 2

- In terms of legal and MM requirements, if an employee has reasonable belief that the work to be carried out is likely to endanger themselves or other persons in any way, he/she has the right to refuse to work.
- An employee may also refuse to work in term of Section 29 of NEMA, if the work would result in imminent and serious threat to the environment.
- All contractors shall ensure that their employees are conversant with hazards associated with their work and work environment, and be aware of the precautionary measures to take.
- The contractor must ensure that all refusals to work are investigated promptly and resolved timeously.

16. SECURITY

The Principal Contractor must establish site access rules and implement and maintain these throughout the construction period. Access control must, amongst other, include the rule that non-employees will not be allowed on site unaccompanied. The site should be manned by at least one and two registered armed security at and night respectively. The contractors should include these costs in his fixed and time related items in the P&G.s.

The Principal Contractor must develop a set of security rules and procedures and maintain these throughout the construction period.

The Principal Contractor shall:

- Provide a guardhouse for security personnel. The guardhouse should be in good condition and at-least meet minimum requirements as per Environmental Regulations for Workplaces as promulgated under the Occupational Health and Safety Act (Act no. 85 of 1993).
- Supply an access card containing the name, surname, employee number and photograph for all appointed employees (full or part time) for the site.
- Ensure that no person enters the construction site without wearing the necessary Personal Protective Equipment (PPE).
- Ensure that no children are allowed on the construction site.
- Ensure that no family members are sleeping over on the construction site.
- Ensure that no pets are allowed on the construction site.
- No firearms are allowed on site except fit those held by the approved security personnel.

17. ACCOMODATION ON SITE

No employees shall be accommodated on site.

18. WELFARE FACILITIES

The provision of toilets for each sex is required in terms of the National Building Regulations and Construction Regulation 28. Chemical toilets are allowed instead of the water borne sewerage type. Toilets have to be provided at a ratio of 1 toilet per 30 workers. The Principal Contractor shall provide flushing toilets on the construction premises.

- At least cold-water showers for each sex have to be provided at a ratio of 1 shower per 15 workers.
- Some form of screened off changing facility must be provided separately for each sex.
- Some form of eating facility sheltered from the sun, wind and rain must be provided.

The employer needs to provide his employees with the following:

- Potable water for drinking;
- Water and soap for hand washing
- Toilet paper

The contractors should include these costs in his fixed and time related items in the P&G.s.

19. COMPLIANCE MONITORING

19.1. Inspections

- Contractors will be inspected at least once per week by the MM Project Inspectors and those independent OHS firm or personnel employed on behalf of Musina Local Municipality.
- Feedback of the inspections will be issued immediately on work instructions, and a formal report sent within 7 days of conducting the inspection to all relevant stakeholders.
- Musina Local Municipality. reserves the right to conduct other ad-hoc assessments and inspections as deemed necessary.
- This may include, amongst other measures, site safety walks. Corrective actions will be identified by Musina Municipality. and the Principal Contractor's representative and implemented by the Principal Contractor (at no cost to Musina Local Municipality.) to ensure SHE Performance improvement.

19.2. Monthly audits

- Monthly audits will be conducted within periods not exceeding 30 days.
- The Principal Contractor is to conduct his own monthly internal audits and inspections to verify compliance with his own occupational health and safety plan and management system as well as compliance with the requirements of the Musina Local Municipality. SHE Specification.
- The Principal Contractor will also assess and inspect the compliance of other contractors under its control. Management members of the Principal Contractor will be involved in the internal assessments and inspections.

19.3. Monthly compliance rating

A monthly compliance rating will be calculated for each Principal Contractor as per a formula determined by Musina Local Municipality focusing on or incorporating outcomes of assurance (e.g. monthly audit), operational (e.g. behavioural based safety inspection) assessments and other requirements, as necessary. Musina Local Municipality reserves the right to adjust the monthly compliance calculation formula as and when required – each revision of the monthly compliance calculation formula will be communicated to the Principal Contractor before implementation.

Each Principal Contractor is required to maintain a minimum compliance rating of 93% (Ninety Three Percent).

Scoring	Classification	Classification description	Penalties due to non-compliances
93% - 100%	Good	Substantial compliance	R 0.00
80% - 92%	Average	Compliance status needs to be improved	R 0.00
60% - 79%	Poor	Methods to ensure compliance require substantial improvement - operations with substantial non-compliance risks	R 30,000.00 donated to the charities within the community (This is not suspending any work stoppages if required)
<60%	Very poor	Methods to ensure compliance failed completely - troubled operation with severe non-compliance risks	R 50,000.00 donated to the charities within the community (This is not suspending any work stoppages if required)

19.4. Work stoppages

Work stoppages will be identified for 2 (two) types of work stoppages to be implemented:

- Overall work stoppage – the Principal Contractor and its Contractors are not allowed to continue with any type of construction / site work up until the work stoppage has been closed-out;
- Activity work stoppage – The Principal Contractor and its Contractors are not allowed to continue with the specific activity / task / job up until the work stoppage has been closed-out.

Overall work stoppages will be issued where non-conformances are identified against the criteria in the following table.

ITEM NO.	DESCRIPTION OF AUDIT NON-CONFORMANCE / NON-COMPLIANCE
1	**NOTIFICATION OF CONSTRUCTION WORK**
1.1	Local Department of Labour not notified of construction work before commencement of construction activities
1.2	Notification of construction work not stamped by local Department of Labour (no fax copies)
1.3	Copy of notification of construction work not available on site
2	**PROOF OF REGISTRATION WITH COMPENSATION COMARULENG MUNICIPALITYISSIONER**
2.1	Proof of registration with Compensation Commissioner or other insurer not available
2.2	Registration with Compensation Commissioner or other insurer not valid and up-to-date
3	**POLICY COMARULENG MUNICIPALITYITMENT & SHE SPECIFICATION**
3.1	SHE Plan not compiled, approved by contractor management and available on site
4	**SECTION 37(2) AGREEMENT**
4.1	Signed section 37(2) Agreement not signed and available on site
5	**RISK ASSESSMENTS**
5.1	Risk assessments not developed/ not applicable to scope of work issued by Client
6	**CONSTRUCTION MANAGER**
6.1	No construction manager appointed / on site / Construction Manager not full time on site
6.2	Appointed construction manager does not meet requirements
7	**SITE SAFETY OFFICER**
7.1	No safety officer appointed/ available on site
7.2	Safety officer does not meet requirements
8	**SHE FILE**
8.1	No file on site

Activity work stoppages will be issued where non-conformance are identified per activity where the health and safety of employees or the public is compromised.

20.4 Non-compliance management process

The following actions will be instituted where non-conformances are identified in terms of compliance to relevant legislative requirements and the Musina Local Municipality SHE Specification.

CRITERIA	ACTION TO BE INSTITUTED	RESPONSIBLE PARTY
Compliance rating: 93-100%	Non-conformance closure	Principal Contractor / Contractor
Compliance rating: 80-92%	Letter of compliance improvement to Principal Contractor	Musina Local Municipality
	Non-conformance closure	Principal Contractor / Contractor
Compliance rating: 60-79%	Non-compliance hearing	Musina Local Municipality
	Letter of commitment for performance improvement	Principal Contractor / Contractor
	Non-conformance closure	Principal Contractor / Contractor
Compliance rating: <60%	Non-compliance hearing	Musina Local Municipality
	Letter of commitment for performance improvement	Principal Contractor / Contractor
	Non-conformance closure	Principal Contractor / Contractor
	Supply Chain Management to be informed of non-compliance standing	Musina Local Municipality
3 x Work stoppages	Non-compliance hearing	Musina Local Municipality
	Letter of commitment for performance improvement	Principal Contractor / Contractor
	Non-conformance closure	Principal Contractor / Contractor
	Supply Chain Management to be informed of non-compliance standing	Musina Local Municipality
3 x Non-conformance to <93% monthly compliance rating	Non-compliance hearing	Musina Local Municipality
	Letter of commitment for performance improvement	Principal Contractor / Contractor

CRITERIA	ACTION TO BE INSTITUTED	RESPONSIBLE PARTY
	Non-conformance closure	Principal Contractor / Contractor
	Supply Chain Management to be informed of non-compliance standing	Musina Local Municipality
3 x consecutive repeat findings	Non-compliance hearing	Musina Local Municipality
	Letter of commitment for performance improvement	Principal Contractor / Contractor
	Non-conformance closure	Principal Contractor / Contractor
	Escalation to PMU and General Manager for Technical services	Musina Local Municipality

20. OPERATIONAL REQUIREMENTS

20.1. EXCAVATIONS

- Where excavations will exceed 1.5 m in depth the contractor will be required to submit a method statement to Musina Local Municipality for approval before commencing with the excavation and Musina Local Municipality will issue a permit to proceed once the risk assessment and method statement is approved.
- Excavations must be limited to 100m per day, or equated to the amount of work to be done for the day.
- All open excavations shall be closed within 3 days of excavation. No excavation will remain open beyond 3 days or during holidays.
- Excavation work must be carried out under the supervision of a competent person, who has been appointed in writing, with at least two years' experience in excavation work. Before excavation work begins the stability of the ground must be evaluated.
- Whilst excavation work is being performed, the contractor must take suitable and sufficient steps to prevent any person from being buried or trapped by a fall or dislodgement of material.
- No person may be required or permitted to work in an excavation that has not been adequately shored or braced.
- Where the excavation is in stable material and where the sides of the excavation are sloped back to at least the angle of repose of the excavated material, shoring or bracing may be left out but only after written permission has been obtained from the appointed competent person.
- Shoring and bracing must be designed and constructed to safely support the sides of the excavation.
- Where uncertainty exists regarding the stability of the soil the opinion of a competent professional engineer or professional technologist must be obtained whose opinion will be decisive. The opinion must be in writing and signed by the engineer or technologist as well as the appointed competent person.

- No load or material may be placed near the edge of an excavation unless suitable shoring has been installed to be able to carry the additional load.
- Neighbouring/adjoining buildings, structures or roads that may be affected or endangered by the excavation must be suitably protected.
- Every excavation must be provided with means of access that must be within 6 metres of any worker within the excavation.
- The location and nature of any existing services such as water, electricity, gas etc. must be established before any excavation is commenced with and any service that may be affected by the excavation must be protected and made safe for workers in the excavation.
- The appointed competent person must inspect every excavation, including the shoring and bracing or any other method to prevent collapse, as follows:
    - Daily before work commences
    - After every blasting operation
    - After an unexpected collapse of the excavation
    - After substantial damage to any supports
    - After rain
- The results of any inspections must be recorded in a register kept on site and in the safety file.
- Every excavation accessible to the public or that is adjacent to a public road or thoroughfare or that threatens the safety of persons, must be adequately barricaded or fenced to at least one meter high and as close to the excavation as practicable, regardless of the depth of the excavation.
- Every excavation must be provided with warning lights or visible boundary indicators after dark or when visibility is poor.
- Upon entering an excavation, the requirements of General Safety Regulation 5, work in confined spaces, must be observed:
- Any confined space may only be entered after the air quality has been tested to ensure that it is safe to breathe and does not contain any flammable or noxious air mixture.
- The confined space must be purged and ventilated of any hazardous or flammable gas, vapour, dust or fumes.
- The safe atmosphere must be maintained and, where necessary.
- Employees are to be provided with breathing apparatus and must wear a safety harness with a rope with the free end of the rope being continuously attended to by a person outside the confined space.
- Furthermore, an additional person, trained in resuscitation, to be in full-time attendance immediately outside the confined space.
- Additional serviceable breathing and rescue apparatus is kept immediately outside the confined space for rescue purposes.
- All pipes, ducts etc. that may leak into the confined space to be blanked off sufficiently to prevent any leakage or seepage.
- The employer must ensure that all employees have left the confined space after the completion of work.
- Where flammable gas is present in a confined space no work may be performed in close proximity to the flammable atmosphere.
- Excavations and other openings must be provided with sufficient barriers to prevent construction vehicles and mobile plant from falling into them.
- Excavations left open for extended periods of time (exceeding 48 hours) must be

approved the relevant Engineer / Construction Supervisor.

With regards to the above OHS requirements, the contractor should take note while pricing their documents to make financial improvements for the above safety compliance and other requirements stated elsewhere in this document.

20.2. CONFINED SPACE ENTRY

- Enclosed space work necessitates a Confined Space Permit. This may only be obtained from the authorized person nominated in writing.
- The responsibility for safe procedure, both at the time of entry and during the entire operation of entering and working in confined spaces, rests with the Contractor.
- The Contractor shall be sure that adequate steps have been taken to eliminate or control hazards.
- Before working in an area that contains dust, the area is to be ventilated and hosed down to settle and dampen the dust.
- The Contractor shall provide all necessary equipment to manage confined spaces, including all necessary monitoring and rescue equipment (such as tripods, breathing equipment and the like).
- The Contractor shall ensure all persons working in a confined space or managing entry to a confined space are appropriately trained.
- Compulsory - Continuous monitoring, trained rescue teams, radio communication & adequate ventilation.

20.3. BARRICADING

- Barricading plans are to be presented by the Principal Contractor for any major operations involving site works for approval by Musina Local Municipality. Where areas are unsafe, they should be enclosed with barricading. Examples are people working overhead, welding splatter etc.
- Where there is a risk of injury, the area should be barricaded off with secure solid barricades.
- Barricading for the prevention of access into areas with a potential risk of injury shall as a minimum be constructed of a handrail, knee-rail and appropriately supported as to prevent any person from falling into the restricted/risk area.
- Appropriate signage shall be affixed to the barricade indicating the risk associated (i.e. deep excavation, lifting operations etc.) and the responsible Supervisor and contact details shall be displayed. All barricading shall have a “No Entry” signs on all sides and at each change of direction. Signage shall be placed at 20 m intervals where lengths exceed. All signage shall be a minimum size of 290 x 290.
- Danger tape shall not be utilised to prevent personnel from entering into areas.
- Where no risk exists of injury to personnel such as stacking and storage areas, the use of wire for hand and knee rails netting shall be acceptable to demarcate the area.
- All barricades will have a dedicated entrance where it is required that personnel enter the areas.
- Appropriate signage shall be placed at the entrance indicating which Contractor has right of entry.
- It is the Contractor’s responsibility to remove all redundant barricades directly after use. The Contractor’s Safety Officers will maintain a marked-up site plan indicating where barricades are erected.

- It will be a requirement that the contractor protects employees against contact with exposed rebar and poles by the installation of rebar-caps on all exposed areas where there is a potential that an employee could be injured.

20.4. WORKING AT HEIGHTS

- A pre-emptive risk assessment will be required for any work to be carried out above two metres from the ground or any floor level. This work will be classified as “work in elevated positions”.
- As far as is practicable, any person working in an elevated position will work from a platform, ladder or other device that is at least as safe as if he is working at ground level.
- Whilst working in this position he shall be wearing a single belt with lanyard to prevent the person falling from the platform, ladder or other device.
- This safety belt will be, as far as is possible, secured to a point away from the edge over which the person might fall and the lanyard must be of such a length and strength that the person will not be able to move over the edge.
- Alternatively, any platform, slab, deck or surface forming an edge over which a person may fall may be fitted with suitable guard rails at two different heights as prescribed in the relevant South African National Standard for the design, erection, use and inspection of access scaffolding.
- Where the requirement in the paragraph above is not practicable, the person will be provided with a full body harness that will be worn at all times and shall be attached above the wearer’s head at all times.
- The lanyard must be fitted with a shock-absorbing device or the person must be attached to a fall arrest system (anchorage connector; body wear; and connecting device) approved by Musina Local Municipality.
- Where the requirements in the paragraph above are not practicable, a suitable catch net must be erected.
- Employees working in elevated positions must be trained to work without risk to their health and safety or to the health and safety of others and be declared medically and psychologically fit to perform work at elevated positions.
- Where work on roofs is carried out, the risk assessment must take into account the possibility of persons falling through fragile material, i.e. skylights and openings in the roof.
- Access scaffolding must be erected, used and maintained safely in accordance with Construction Regulations and relevant SA Bureau of Standards Code of Practice.
- Detailed consideration must be given to all scaffolding to ensure that it is properly planned to meet the working requirements, designed to carry the necessary loadings and maintained in a sound condition. Sufficient material must be available to erect the scaffolding properly.
- Scaffolding must only be erected, altered or dismantled by persons who have adequate training and experience and are competent in this type of work and under the continuous supervision of such a person.

20.5. SYMBOLIC SIGNGAGE

Contractors shall use mandatory and prescribed symbolic safety signs at their lay down and site areas. The display of the following signs is mandatory:

- "Radio-Active Material" symbolic signs at radioactive storage areas.
- "Eye Protection" symbolic signs shall be displayed at all grinding machines and at any area where it is mandatory to wear eye protection or where there is danger of an eye injury being sustained.
- "Ear Protection" symbolic signs shall be displayed at all areas where there is a danger of noise induced hearing loss being sustained.
- Every separate room of a workplace shall be consecutively numbered.
- All toilets or urinals shall be marked in a conspicuous place with painted or stenciled letters to indicate the sex for which they are intended.
- The location of every first aid box is to be clearly indicated by means of a sign.
- In any room, cabinet or enclosure where flammable substances are used or stored shall be fixed a suitable and conspicuous sign prohibiting smoking or the use of naked flames in the area.
- At the entrance to premises where machinery is used
- Restricted access on "Authorised Person Only" signs on entry. "No person shall enter the workplace or premises without the permission of the employer or user of the machinery".
- At every place where machinery is used a notice (English & Pictograms) shall be posted.
- Explosive Power Tool shall have a sign warning people when it is in use.
- Electrical Control Gear. A notice shall be posted so as to warn against the re-closing of a switch of control gear whilst a person is working on such equipment.
- Emergency contact telephone numbers.
- Adequate scaffolding signs. (When applicable).
- Adequate firefighting equipment signs.
- Speed limit signs.
- Warning notices at openings through which people may fall.
- Risk based signage depending on the task being performed e.g.:
    - "Men working above", "Men working below', "Road closed – detour", "Excavation in progress", "No walkway" etc.;
- No-entry signs to incomplete platforms

The Principal Contractor shall install a notification board indicating the following information at the site entrance:

- Musina Local Municipality project number;
- Principal Contractor identification details (name, telephone number)
- Name and contact details of Construction Supervisor;
- Name and contact details of site safety officer;
- Monthly compliance rating;
- Lost Time Injury Rate;

The Principal Contractor will ensure that information on the notification board is kept up-to-date. The contractors should include these costs in his fixed and time related items in the P&G.s.

20.6. USE AND STORAGE OF FLAMARULENG MUNICIPALITYABLES

The Principal Contractor to ensure that:

- No person is required or permitted to work in a place where there is the danger of fire or an explosion due to flammable vapours being present unless adequate precautions are taken;

- No flammable material is used or applied e.g. in spray painting, unless in a room or cabinet or other enclosure specially designed and constructed for the purpose unless there is no danger of fire or explosion due to the application of adequate ventilation;
- The workplace is effectively ventilated. Where this cannot be achieved:
    - Employees must wear suitable respiratory equipment
    - No smoking or other source of ignition is allowed in the area
    - The area is conspicuously demarcated as “flammable”
- Flammables stored on a construction site are stored in a well-ventilated, reasonably fire-resistant container, cage or room that is kept locked with access control measures in place. Sufficient firefighting equipment is installed and fire prevention methods practiced. Proper housekeeping may achieve this;
- Flammables stored in a permanent flammable store are stored so that no fire or explosion is caused.
- Stored in a locked and well-ventilated reasonably fire-resistant container, cage or room conspicuously demarcated as “Flammable Store – No Smoking or Naked Lights”
- The flammables store to be constructed of two-hour fire-retardant walls and roof and separated from adjoining rooms or workplaces by means of a two-hour fire-retardant fire wall
- Adequate and suitable firefighting equipment installed around the flammables store and marked with the prescribed signs
- All electrical switches and fittings to be of a flameproof design
- Any work done with tools in a flammable store or work areas to be of a non-sparking nature
- No Class A combustibles such as paper, cardboard, wood, plastic, straw and the like to be stored together with flammables
- The flammable store to be designed and constructed such that in the event of spillage of liquids the store is able to contain the full quantity + 10% of the liquids stored
- A sign indicating the capacity of the store to be displayed on the door
- Only one day’s quantity of flammable is to be kept in the workplace;
- Containers (including empty containers) to be kept closed to prevent fumes/vapours from escaping and accumulating in low lying areas;
- Metal containers to be bonded to earth whilst decanting to prevent build-up of static forces; and
- Welding and other flammable gases to be stored segregated according to the type of gas and empty and full cylinders.

20.7. HAZARDOUS CHEMICAL SUBSTANCES

The Principal Contractor must ensure that:

- Employees receive the necessary information and training to be able to use and store hazardous chemical substances safely;
- Employees obey lawful instructions regarding:
    - The wearing and use of protective equipment
    - The use and storage of hazardous chemical substances
    - The prevention of the release of hazardous chemical substances
    - The wearing of exposure monitoring and measuring equipment
    - The cleaning up and disposal of materials containing hazardous chemical substances
    - Housekeeping, personal hygiene and the protection of the environment

- The risk assessments required in terms of Construction Regulation include employee exposure to hazardous chemical substances and that the necessary measures be taken to protect persons from being detrimentally affected by hazardous chemical substances present or used in the workplace;
- Suppliers provide the necessary information in the form of a material safety data sheet regarding a hazardous chemical substance required to ensure the safe use and storage of that substances;
- An up-to-date list is kept on site of hazardous chemical substances stored and used together with the material safety data sheet of the hazardous chemical substances;
- Hazardous chemical substances containers be clearly marked with the contents and main hazardous category
  e.g. “Flammable” or “Corrosive” and the reference number of the hazardous chemical substances on the list indicated above;
- Hazardous chemical substances, for example asbestos dust, are not cleared by using compressed air but should be vacuumed;
- No person eats or drinks in a hazardous chemical substances’ workplace; and
- Hazardous chemical substances waste is disposed of safely in terms of hazardous waste disposal requirements.
- MSDS’s to be in 16-point format- available on site

20.8. FIRE PREVENTION AND PROTECTION

The Principal Contractor must ensure that:

- The risk of fire is avoided;
- Sufficient and suitable storage for flammables is provided;
- Sources of ignition are removed wherever flammable or highly combustible material is present in the workplace, for example:
  - Notices prohibiting smoking are displayed and enforced
  - Welding and flame cutting is only allowed under controlled conditions that includes written hot work permits
  - Only spark-free hand and power tools are used
  - No grinding, cutting and shaping of ferrous metals is allowed using electrically driven power tools that produce sparks
  - Flameproof switches and fittings are to be used in the flammable atmosphere
  - Good housekeeping is maintained to prevent the accumulation of unnecessary combustibles
  - Adequate ventilation is maintained
  - Adequate and suitable fixed and portable firefighting equipment is provided and maintained in good working order.
- Maintenance must include:
  - Regular inspection of fire equipment by a competent person appointed in writing and keeping a register
  - Annual inspection and service by an accredited service provider
- All employees are instructed in the use of the firefighting equipment and know how to attempt to extinguish a fire;
- A sufficient number of employees are appointed and trained to act as an emergency team

to deal with fires and other emergencies;

- Employees are informed regarding emergency evacuation procedures and escape routes;
- Emergency escape routes are kept clear at all times and clearly marked;
- Evacuation assembly points are demarcated;
- Evacuation is practiced to ensure that all persons are evacuated timeously;
- Roll call is held after evacuation to account for all personnel and ensure that no-one has been left behind; and
- A siren or alarm is fitted which is clearly audible to all persons on site.

20.9. STACKING AND STORAGE

The Principal Contractor must ensure that:

- A competent person is appointed in writing to supervise all stacking and storage on a construction site;
- Adequate storage areas are provided and demarcated;
- The storage areas are kept neat and under control;
- The base of any stack is level and capable of sustaining the weight exerted on it by the stack;
- The items in the lower layers can support the weight exerted by the top layers;
- Cartons and other containers that may become unstable due to wet conditions are kept dry;
- Pallets and containers are in good condition and no material is allowed to spill out;
- The height of any stack does not exceed 3 times the base unless stepped back at least half the depth of a single container at least every fifth tier or the approval of an inspector has been obtained to build the stacks higher with the aid of a machine. The operator of the machine must be protected against items falling from overhead off the stack and no items may overhang;
- The articles that make up a single tier are consistently of the same size, shape and mass;
- Structures for supporting stacks are structurally sound and able to support the mass of the stack;
- No articles are removed from the bottom of the stack first but from the top tier first;
- Anybody climbing onto a stack must do it in a safe manner, taking reasonable safety precautions, and ensuring that the stack is stable and capable of supporting him or her
- Stacks that are in danger of collapsing are broken down and restacked;
- Stability of stacks are not threatened by vehicles or other moving plant and machinery;
- Stacks are built in a header and stretcher fashion and that corners are securely bonded;
- Stacks are stepped back at least half the depth of a single container at least every fifth tier; and
- Persons climbing onto stacks do not approach unguarded moving machinery or electrical installations.
- Laydown area is allocated for Contractor-supplied items.
- At all times, the Contractor shall be responsible for the safe and adequate storage of all materials and equipment on site which he is to install, whether they are supplied by himself or others.
- The safe handling, unloading and loading of material receipts and dispatches at site or storage areas shall be the Contractors' responsibility.

The Contractor shall provide a suitable and adequate lock-up store for the storage of items of equipment and material, which would be damaged or pilfered if stored in the open. The Principal Contractor shall provide all facilities required for weather-proofing, dust proofing or vermin proofing.

The Contractor is responsible for the proper storage and maintenance of all equipment until issue of

the Certificate of Practical Completion.

All equipment and materials will be stored on suitable wood poles or pallets which will not protrude more than a meter from any of the stored material. Safe access ways shall be maintained between all stored items preventing employees from having to climb over or under equipment to retrieve the necessary

20.10. HOUSEKEEPING

The Principal Contractor to ensure that:

- Housekeeping is continuously implemented and maintained;
- Materials and equipment are properly stored;
- Scrap, waste and debris is removed regularly;
- Materials placed for use are placed safely and not allowed to accumulate or cause obstruction to the free-flow of pedestrians and vehicular traffic;
- Waste and debris not to be removed from heights by throwing but rather by chute or crane;
- Where practicable, construction sites are fenced off to prevent entry of unauthorised persons;
- Catch platforms or nets are erected over entry and exit ways or over places where persons are working to prevent them being struck by falling objects;
- An unimpeded work space is maintained for every employee;
- Every workplace is kept clean, orderly and free of tools, materials and the like that are not required for the work being done;
- As far as is practicable, every floor, walkway, stair, passage and gangway is kept in good state of repair, skid- free and free of obstruction, waste and materials;
- The walls and roof of every indoors workplace sound and leak-free; and
- Openings in floors, hatchways, stairways and open sides of floors or buildings are barricaded, fenced, boarded over or provided with protection to prevent persons from falling.

20.11. TRAFFIC MANAGEMENT

- Where activities are performed close to public routes, the Principal Contractor will establish a traffic management plan incorporating the requirements of relevant by-laws.
- At a minimum, barricading, warning signage and flagmen will be provided to ensure the protection of workers from vehicles in transit.
- Where required, the Principal Contractor will interact with the local traffic department to establish minimum requirements to be implemented on public routes.

20.12. HAND TOOLS

The Principal Contractor must inspect all hand tools before it is brought onto the site.

- As far as possible all hand tools must be numbered and placed on register to be inspected monthly by a person designated to do so.
- Any tools found to be in an unsafe condition must immediately be removed from service and either discarded or rectified.

- No chisels with “mushroomed” heads must be used.
- No handle shall be used with a cracked or damaged handle.
- All files must be fitted with handles.
- All trolleys, pushcarts, etc. used on site must be identifiable, placed on register and inspected at least once every month.
- Non-sparking tools must be used in areas where the risk of fire or explosion is present.
- No homemade hand tools are allowed on the project.
- All tools shall be attached to a suitable lanyard when utilised in elevated positions

20.13. PORTABLE ELECTRICAL EQUIPMENT & ELECTRICAL INSTALLATIONS

Portable electrical tools and equipment includes every unit that takes electrical power from a 15 ampere plug point and is moved around for use in the workplace for example; drills, saws, grindstones, portable lights, etcetera. Other electrical appliances such as fridges, hotplates, heaters, and etcetera must be inspected and maintained to the same standards as portable electrical tools and appliances.

The use, inspection and maintenance of portable electrical tools and equipment shall be as follows:

- Periodical inspections must be carried out by a competent person appointed in writing;
- Inspection results must be recorded in a register;
- Only competent authorised persons are allowed to use portable electrical tools and equipment; and
- The correct protective equipment must be worn or used whilst operating portable electrical tools and equipment.

This equipment:

- Must be maintained in good condition at all times to prevent an electrical shock to the user;
- The main power source should incorporate an earth leakage protection device or receive power through a double wound transformer or be double insulated and clearly marked as such; and
- All equipment must be fitted with a switch to allow for safe and easy starting and stopping.

The following requirements apply to portable lights:

- Must be fitted with a robust non-hygroscopic non-conducting handle;
- Live metal parts or parts which may become live must be protected against contact;
- The lamp must be protected by a strong guard;
- The cable lead-in must withstand rough handling;
- Inspections must be undertaken that concentrate on plug, cord, switch and any obvious faults;
- A register be kept for each piece of equipment with findings of regular inspections undertaken to evaluate the condition of these lights; and
- When used in wet/damp/metal container conditions, the lamp must be protected.

Electrical Installations (Construction Regulation 22)

The installation of temporary electricity for Construction shall be in accordance with the Construction regulation 22 and the Electrical Installation Regulations.

The Contractor must ensure that:

- existing services are located and marked before construction commences and during the progress thereof
- where the abovementioned is not possible, workers with jackhammers etc. are protected against electric shock by the use of suitable protective equipment e.g. rubber mats, insulated handles etc.
- electrical installations and -machinery are sufficiently robust to withstand working conditions on site
- temporary electrical installations must be inspected at least once per week by a competent person and a record of the inspections kept on the OH&S File
- electrical machinery used on a construction site must be inspected daily before start-up by the competent driver/operator or any other competent person and a record of the inspections kept on the OH&S File
- all temporary electrical installations must be controlled by a competent person appointed in writing

20.14. LADDERS

The following requirements for ladders will apply:

- All ladders used on the site shall be constructed and used in compliance with the OH&S Act and Regulations.
- Ladders, which provide access to a working platform, shall extend one metre above the platform where it provides access, and shall be secured to prevent slipping.
- Timber ladders shall not be painted other than with clear preserving oils, clear varnishes or clear plastics.
- Ladders, which are in a damaged condition, shall not be used and shall be labelled accordingly and removed from the Premises.
- All Ladders shall be numbered, logged in a register, and inspected monthly.
- A ladder in use shall be held by an assistant and/or properly tied down in position.
- Only ladders that do not conduct electricity shall be used in live electrical sub-stations and switching rooms.
- Ladders shall be removed after use and stored in an appropriate facility as to not expose them unnecessarily to the elements or potential damage by surrounding activities.

20.15. CONSTRUCTION VEHICLES AND MOBILE PLANT

Musina Local Municipality will inspect construction vehicles and mobile plant prior to being allowed on a project site. Suppliers of hired vehicles, plant and equipment will be required to comply with this specification as well as the Occupational Health and Safety Act (Act no. 85 of 1993) and Regulations.

Construction vehicles and mobile plant to be:

- Of acceptable design and construction;
- Maintained in good working order;
- Used in accordance with their design and intention for which they were designed;
- Operated and/or driven by trained, competent and authorised operators/drivers. No unauthorised persons are to be allowed to drive construction vehicles and mobile plant;
- Provided with safe and suitable means of access;
- Fitted with adequate signaling devices to make movement safe including reversing;
- Provided with roll-over protection (where applicable);
- Inspected daily before start-up by the driver, operator and/or user and the findings recorded in a register/log book;
- Fitted with two head and two tail lights that are in good working condition and must be used whilst operating under poor visibility conditions;
- When used for transporting persons must have seats firmly secured and sufficient for the number of persons being transported.

Operators and drivers of construction vehicles and mobile plant must be in possession of a valid medical certificate declaring the operator and/or driver physically and psychologically fit to operate or drive construction vehicles and mobile plant.

No loose tools, materials etc. are allowed in the driver and/or operators compartment/cabin or in the compartment in which any other persons are transported.

No person shall ride on any construction vehicle or mobile plant otherwise than in a safe place provided thereon for that purpose. Employees shall only be transported if provision for seating and safety belts has been provided with an adequate canopy or rollover protection.

All construction vehicles and mobile plant left unattended at night, adjacent to a freeway in normal use or adjacent to construction areas where work is in progress, must have appropriate lights or reflectors, or barricades equipped with appropriate lights or reflectors, in order to identify the location of the vehicles or plant.

Bulldozers, scrapers, loaders, and other similar mobile plant must, when being repaired or when not in use, be fully lowered or blocked with controls in a neutral position, motors stopped and brakes set.

<u>Self-Propelled Mobile Machinery</u>
All Self-Propelled Mobile Machinery must be inspected daily and the findings recorded in a register. Pre-use inspection checklist shall identify critical items that would stop the operator from operating machinery should a defect be detected.

All operators shall be tested on their ability to operate machinery and equipment inspected prior to be used on any of the premises by the Musina Local Municipality Project Inspectors and Responsible Engineer. Relief drivers shall be made available for mobile machinery where there is a need for on-going operations and the contractor shall establish a rotation schedule.

All Drivers/Operators shall be appointed under the applicable legislation prior to operating any type of mobile equipment or machinery:

- If Driver/Operator does not adhere to the rules and regulations his appointment as operator shall be cancelled and he shall not be able to carry on with his duty.
- No Driver/Operator shall be appointed without proof of training, driver's license or letter of competency.
- No training of Drivers/Operators on Site.
- No passengers on dump truck, Loaders or Excavators.
- No eating or drinking allowed while operating equipment.
- No vehicle shall be left unattended with engine running or key in ignition.
- Drivers may use no cellular phones during operations.

Equipment Approval

Authorization for the use of equipment shall be given in writing only after the following minimum requirements and documentation have been verified and shall as a minimum include the following:

- Minimum two lights in front and rear of vehicle
- Communications system (where required);
- Reflective Taping;
- First-aid kit, fire-fighting equipment and emergency roadside triangles;
- Tyres in good condition;
- Windscreen clear of cracks;
- Safety belts fitted for all occupants;
- Signage for clear identification;
- Windscreen wipers;
- Warning hooter and reverse alarm;
- Rotating warning lights (where applicable);
- Maximum number of persons indicated;
- Equipment free of oil and other leaks;
- Maintenance/Service & Equipment manuals available;

Operator Approval

Authorization for operators for the use of equipment shall be given in writing only after the following minimum requirements and documentation have been verified and shall as a minimum include the following:

- Operator's Certificate (accredited training organisation);
- Operator's License appropriate to the nature of the Mobile equipment;
- Operator's knowledge tested and familiar with the controls for the vehicle;
- Public driver's permit where required;
- Medical fitness certificate.

20.19 Horizontal Drilling and Tunnel and pipe jacking

Horizontal Drilling

- All HDD work shall be carried out under the supervision of a competent person.
- All employees involve in HDD shall be trained.
- A risk assessment as well as a method statement for the HDD shall be compiled and submitted for approval by the Client.

- Contractor will submit specifications on directional boring equipment to be used to ensure that the equipment will be adequate to complete the project. Spares inventory shall be included
- The directional boring equipment shall consist of a directional boring rig of sufficient capacity to perform the bore and pullback the pipe, a boring fluid mixing & delivery system of sufficient capacity to successfully complete the crossing, a guidance system to accurately guide boring operations and trained and competent personnel to operate the system.
- All equipment shall be in good, safe operating condition with sufficient supplies, materials and spare parts on hand to maintain the system in good working order for the duration of this project.
- The directional boring machine shall consist of a hydraulically powered system to rotate, push and pull hollow drill pipe into the ground at a variable angle while delivering a pressurized fluid mixture to a guidable drill (bore) head.
- The machine shall be anchored to the ground to withstand the pulling, pushing and rotating pressure required to complete the crossing.
- The hydraulic power system shall be self-contained with sufficient pressure and volume to power boring operations.
- Hydraulic system shall be free of leaks.
- Rig shall have a system to monitor and record maximum pull-back pressure during pull-back operations.
- The rig shall be grounded during boring and pull-back operations.
- Sufficient spares shall be kept on hand for any break-downs which can be reasonably anticipated.
- The Guidance System shall be of a proven type and shall be setup and operated by personnel trained and experienced with this system.
- The Operator shall be aware of any magnetic anomalies and shall consider such influences in the operation of the guidance system if using a magnetic system.
- The Engineer must be notified 48 hours in advance of starting work.
- The Directional Bore shall not begin until the Engineer is present at the job site and agrees that proper preparations for the operation have been made.
- The Engineer approval for beginning the installation shall in no way relieve the Contractor of the ultimate responsibility for the satisfactory completion of the work as authorized under the Contract.
- It shall be the responsibility of Engineer to provide inspection personnel at such times as appropriate without causing undue hardship by reason of delay to the Contractor.

Tunneling (Construction Regulation 13.)

- To be performed in accordance with the Tunneling Regulations as published under the Mines Health & Safety Act (29 of 1996)
- No person shall enter a *tunnel that has a height dimension less than 800mm
- Definition of Tunneling: “the construction of any tunnel beneath the natural surface of the earth for the purpose other than the searching for or winning of a mineral

22. Monthly reporting

- The Principal Contractor is required to provide Musina Local Municipality. with a monthly

report in the format provided on the last working day of the month.

23. Access Scaffolding (Construction Regulation 14)

Access Scaffolding must be erected, used and maintained safely in accordance with Construction Regulation 14 and SA Bureau of Standards Code of Practice, SANS 085 entitled, "The Design, Erection, Use & Inspection of Access Scaffolding.

Detailed consideration must be given to all scaffolding to ensure that it is properly planned to meet the working requirements, designed to carry the necessary loadings and maintained in a sound condition. It must also be ensured that there is sufficient material available to erect the scaffolding properly.

Scaffolding may only be erected, altered or dismantled by a person who has adequate training and experience in this type of work or under the supervision of such a person.

24. Formwork & Support Work (Construction Regulation 10.)

- Formwork & Support work (F&SW) must be carried out under the supervision of competent person designated in writing
- F&SW structures must be so designed, erected, supported, braced and maintained that it will be able to support any vertical or lateral loads that may be applied
- No load to be imposed onto the structure that the structure is not designed to carry
- F&SW must be erected in accordance with the structural design drawings for that F&WS and, if there is any uncertainty, the designer must be consulted before proceeding with the erection/use of the F&WS
- All drawings pertaining to the F&SW must be kept available on site
- All equipment used in the erection of F&WS must be checked by a competent person before use
- The foundation or base upon which F&SW is erected must be able to bear the weight and keep the structure stable
- Employees erecting F&SW must be trained in the safe work procedures for the erection, moving and dismantling of F&SW
- Safe access (and emergency escape) must be provided for workers
- A competent person must inspect F&SW structures that have been erected before, during and after pouring of concrete or the placing of any other load and thereafter daily until the F&SW is stripped. The results of all inspections must be recorded in a register kept on site
- The F&SW must be left in place until the concrete has reached sufficient strength to bear its own weight plus any additional weight that may be imposed upon it and not until the designated competent person has authorised its stripping in writing
- Any damaged F&SW must be repaired/rectified immediately
- Deck panels must be secured against displacement
- The slipping of persons on release agents on deck panels prevented

- Persons health must be protected against the use of solvents, oils or other similar substances

25. Demolition Work (Construction Regulation 12.)

- Demolition work to be carried out under the supervision of a competent person who has been appointed in writing
- A detailed structural engineering survey of the structure to be demolished to be carried out and a method statement on the procedure to be followed in demolishing the structure to be developed by a competent person, before any demolition may be commenced.
-
- As demolishing progresses the structural integrity of the structure to be checked at intervals as determined in the method statement by the appointed competent person in order to prevent any premature collapse
- Steps must be taken to ensure that where a structure is being demolished:
  - § no floor. roof or any other part of the structure is overloaded with debris or material that would make it unsafe
  - § precautions are taken to prevent the collapse of the structure when any frame or support is cut or removed
  - § shoring or propping is applied where necessary
  - § No person must be required or allowed to work under unsupported overhanging material
  - § THE STABILITY OF AN ADJACENT BUILDING, STRUCTURE OR ROAD MUST BE MAINTAINED AT ALL TIMES
- The location and nature of any existing services such as water, electricity, gas etc. must be established before any demolition is commenced with and any service that may be affected by the demolition must be protected and made safe for workers
- Every stairwell in a building being demolished must be adequately illuminated
- Convenient and safe means of access must be provided
- A catch platform or net must be erected over every entrance to the building or structure being demolished where the likelihood exists of material or debris falling on persons entering and leaving and every other area where the likelihood exists of material or debris falling on persons, must be fenced or barricaded
- No material may be dropped on the outside of the building unless the area into which it is dropped is fenced off or barricaded
- Waste and debris may only be disposed of from a height in a chute with the following design:
  - Adequately constructed and rigidly fastened
  - If inclined >45 degrees enclosed on all four sides
  - Fitted with a gate or control mechanism to control the flow of material that

may not freefall down the chute

- Discharged into a container or a barricaded area
- Demolition equipment may only be used on floors or slabs that are able to support it

- Asbestos related work must be conducted to the requirements of the Asbestos regulations promulgated under the OHS Act and in particular Asbestos Regulation 21:
  - Demolition of asbestos may only be carried out by a registered (with the Department of Labour) Asbestos Contractor
  - All asbestos materials likely to become airborne must be identified
  - A Plan of Work must be submitted for approval to an Approved Asbestos Inspection Authority (AAIA) (approved by the Department of Labour) 30 days prior to commencement of demolishing work unless the Plan was drawn up by an AAIA and a signed (by all parties) copy must be submitted to the Department of Labour 14 days before commencement of the demolishing

During demolition work:

- all asbestos containing material must be disposed of safely
- workers must be issued with appropriate PPE and the proper use thereof enforced
- After the demolition has been completed the area/premises must be thoroughly checked to ensure that all asbestos waste has been removed
- No person is allowed to:

§ Use compressed air or permit the use of compressed air to remove asbestos dust from any surface or person

§ Smoke, eat, drink or keep food or beverages in an area not specifically designated for this

§ Apply asbestos by spraying

Lead related work must be conducted to the requirements of the Lead regulations promulgated under the OHS Act

Where demolition work will involve the use of explosives a method statement must be developed by a competent person in accordance with applicable explosives legislation.

26. Working on or Near Water (Construction Regulation 24)

The Principle Contractor must ensure that, where construction work is being carried out over or in close proximity to water:

- Measures are in place to prevent workers from falling into the water and drowning. These measure to include the availability of lifejackets
- Measures are in place to rescue any worker/ that has fallen into the water
- Measures for the timorous warning of flooding are in place

27. Eating, Changing, Washing & Toilet Facilities (Construction Regulation 28)

The following will be the minimum requirements:

Toilets

The provision of Toilets is required in terms of the National Building Regulations and Construction Regulation 28.
Chemical toilets are allowed instead of the water borne sewerage type.
Toilets have to be provided at a ratio of 1 toilet per 30 workers
Showers

At least cold-water showers of some sort have to be provided to a ratio of
1 shower per 15 workers. Change Rooms

Some form of screened off changing facility must be provided
separately for each sex. Eating Facility
Some form of shelter from the sun, wind and
rain must be provided Living accommodation

Accommodation must be provided.

28. Personal & Other Protective Equipment (Sections 8/15/23 or the OHS Act)

The Contractor is required to identify the hazards in the workplace and deal with them. He must either remove them or, where impracticable take steps to protect workers and make it possible for them to work safely and without risk to health under the hazardous conditions.

Personal Protective equipment (PPE) should, however, be the last resort and there should always first be an attempt to apply engineering and other solutions to mitigating hazardous situations before the issuing of PPE is considered.

Where it is not possible to create an absolutely safe and healthy workplace the Contractor is required to inform employees regarding this and issue, free of charge, suitable equipment to protect them from any hazards being present and that allows them to work safely and without risk to health in the hazardous environment.

It is a further requirement that the said equipment be maintained by the Contractor, that he instructs and trains the employees in the use of the equipment and ensures that the prescribed equipment is used by the employee/s.

Employees do not have the right to refuse to use/wear the equipment prescribed by the employer and, if it is impossible for an employee to use or wear prescribed protective equipment through health or any other reason, the employee cannot be allowed to continue working under the hazardous condition/s for which the equipment was prescribed but an alternative solution has to be found that may include relocating or discharging the employee.

The Contractor may not charge any fee for protective equipment prescribed by him/her but may charge for equipment under the following conditions:

- Where the employee requests additional issue in excess of what is prescribed
- Where the employee has patently abused or neglected the equipment leading to early failure
- Where the employee has lost the equipment

All employees shall, as a minimum, be required to wear the following PPE on any MUSINA LOCAL MUNICIPALITY projects:

- Protective overall
- Protective footwear
- Protective headwear
- Eye/face protection

29. Project close out

- Upon completion of the project, the contractor is required to hand over a consolidated project file to the Client with all the working documents for retention.

Returnable Annexure A: Acknowledgement of SHE Specification & Annexures

I, the undersigned, hereby acknowledge that I have obtained copies of the following listed documentation and confirm that I fully understand the contents thereof and the consequences of non-compliance. The Contractor furthermore reiterates its commitment to compliance of the requirements contained within the following provided documentation:

- Musina Local Municipality, Safety, Health & Environmental (SHE) Specification, Volume 2;
- Annexure 1: List of possible hazards emanating from projects and activities conducted for or on behalf of Musina Local Municipality;

Signed at …… on this …….. Day of …… 20……...

TENDERER

Contractor	Witness 1	Witness 2	Employer	Witness 1	Witness 2

NAME	DESIGNATION	DATE	SIGNATURE
WITNESS (1)			
NAME	DESIGNATION	DATE	SIGNATURE
WITNESS (2)			
NAME	DESIGNATION	DATE	SIGNATURE

ANNEXURE 1: COVID-19 GUIDELINES

OCCUPATIONAL HEALTH, SAFETY & ENVIRONMENTAL SPECIFICATION

COVID-19 GUIDELINES FOR MUSINA LOCAL MUNICIPALITY (MLM) CONTRACTORS

MM COVID-19 GUIDELINES FOR CONTRACTORS

1. Introduction

The OHSA (Occupational Health and Safety Act – Act 85 of 1993), read with its regulations and incorporated standards, requires the employer to provide and maintain as far as is reasonably practicable a working environment that is safe and without risks to the health of workers and to take such steps as may be reasonably practicable to eliminate or mitigate the hazard or potential hazard.

The OHSA requires employers, to ensure, as far as is reasonably practicable, that all persons who may be directly affected by their activities (such as customers, clients or contractors and their workers who enter their workplace or come into contact with their employees) are not exposed to hazards to their health or safety. This obligation also applies to self-employed persons (for example, plumbers or electricians) whose working activities bring them into contact with members of the public.

2. PURPOSE

The purpose of this document is to give guidance to all contractors conducting work on behalf of MM on the measures to be implemented to safeguard their employees, MM employees, visitors coming to their site as well as the public against COVID-19.

3. MINIMUM REQUIREMENTS TO BE COMPLIED WITH:

3.1. COVID-19 Risk Assessment

Every employer shall develop a risk assessment in relation to COVID-19 which takes into consideration:

- Identification of exposure levels
- Identification of "high contact" activities
- Identification of vulnerable workers and special measures for their protection, including protection against unfair discrimination or victimization

The risk assessment will form part of the safety file that will be evaluated for conformance, and thereafter audited monthly for compliance.

3.2. COVID-19 SOP / Amendment to the SHE plan

- Each employer needs to demonstrate how he or she will comply with the requirements of various COVID-19 legislation.
- The SOP must also outline how the employer will identify employees with comorbidities and measures to be taken.

3.3. Control measures

3.3.1. Alcohol based sanitizer (70%)

A hand sanitizer must be made available at all sites, and must contain at least 70% alcohol content and is in accordance with the recommendations of the Department of Health.
Every employer must, free of charge, ensure that –

- there are sufficient quantities of hand sanitizer based on the number of workers or other persons who access the workplace at the entrance of, and in, the workplace which the workers or other persons are required to use;
- every employee who works away from the workplace, other than at home, must be provided with an adequate supply of hand sanitizer.
- If a worker interacts with the public, the employer must provide the worker with sufficient supplies of hand-sanitizer at that worker's workstation for both the worker and the person with whom the worker is interacting.

3.3.2. Cloth masks (3 ply)

Every employer must –

- provide each of its employees, free of charge, with a minimum of two cloth masks, which comply with the requirement set out in the Guidelines issued by the Department of Trade, Industry and Competition, for the employee to wear while at work and while commuting to and from work; and
- Require any other worker to wear masks in the workplace.
- Ensure that workers are informed, instructed, trained and instructed as to the correct use of cloth masks.

3.3.3. Hand soap and hygiene facilities

The employer must ensure that-

- there are adequate facilities for the washing of hands with liquid hand soap and clean water;
- only paper towels are provided to dry hands after washing – the use of fabric towels is prohibited;
- the workers are required to wash their hands and sanitize their hands regularly while at work;
- the workers interacting with the public are instructed to wash or sanitize their hands between each interaction with public;

3.3.4. Engineering controls

Every employer must –

- keep the workplace well ventilated by natural or mechanical means to reduce the SARS-CoV-2 viral load;
- where reasonably practicable, have an effective local extraction ventilation system with high-efficiency particulate air HEPA filters, which is regularly cleaned and maintained, and its vents do not feedback in through open windows;
- Ensure that filters are cleaned and replaced in accordance with the manufacturer's instructions by a competent person.
- Every employer must arrange the workplace to ensure minimal contact between workers and as far as practicable ensure that there is a minimum of 1.5m between workers while they are working, for example, at their workstations.
- If it is not practicable to arrange work stations to be spaced at least 1.5m apart, the employer must-
- Arrange physical barriers to be placed between work stations or erected on work stations to form a solid physical barrier between workers while they are working

3.3.5. Social distancing protocol

- Every employer must arrange the workplace to ensure minimal contact between workers and as far as practicable ensure that there is a minimum of 1.5m (metres) between workers while they are working, for example, at their workstations.
- Depending on the circumstances of the workplace or the nature of the sector, the minimum distance may need to be longer.
- Reducing the number of workers present in the workplace at any time may assist in achieving the required social distancing.
- Employers therefore need to identify work that can be performed remotely / at home in order to reduce the number of employees coming physically to the work environment.
- Every employer must arrange the workplace to ensure minimal contact between workers and as far as practicable ensure that there is a minimum of 1.5m between workers while they are working, for example, at their workstations.
- If it is not practicable to arrange work stations to be spaced at least 1.5m apart, the employer must-
- arrange physical barriers to be placed between work stations or erected on work stations to form a solid physical barrier between workers while they are working; or
- Supply the employee free of charge with appropriate PPE based on a risk

assessment of the working place.

The employer should develop a protocol on social distancing which will include:

- No handshakes
- No hugs
- No kissing
- No horseplay
- No touching each other
- Minimum of 1.5m distance between two employees during work, meetings, lunch, etc.
- Installation of physical screens in the workplace to separate workstations
- Minimum number of people allowed in the vehicles during transportation

All the requirements above should be observed in conjunction with wearing of masks and regular handwashing and sanitizing.

3.3.6. Cleaning and disinfection

Every employer must take measures to ensure that-

- all work surfaces and equipment are disinfected before work begins, regularly during the working period and after work ends;
- all areas such as toilets, common areas, door handles, shared electronic equipment are regularly cleaned and disinfected;
- Disable biometric systems or make them COVID-19-proof.
- Surfaces that workers and members of the public come into contact with are routinely cleaned and disinfected.
- There is provision for the disinfection of the premises in the event that an employee tests positive at work.

4. Employees above the age of 60, and those with comorbidities

- The employer shall identify all comorbidities that will increase the severity of COVID-19 should employees with them be infected.
- The employer should identify whether those employees will work fully from home or on a rotational basis with full PPE and other prevention and control measures observed.
- Employees over the age of 60 must also be identified and work from home.

5. Special provisions

- The employer must appoint a compliance officer to ensure compliance with these requirements.

- The compliance officer will also address employee or workplace representative concerns and to keep them informed and, in any workplace in which a health and safety committee has been elected, consult with that committee on the nature of the hazard in that workplace and the measures that need to be taken;
- The employer must ensure that all relevant legal requirements and the risk assessment plan are strictly complied with through monitoring and supervision;
- The employer must, as far as practicable, minimize the number of workers on at the workplace at any given time through rotation, staggered working hours, shift systems, remote working arrangements or similar measures in order to achieve social distancing.
- Take measures to minimize contact between workers as well as between workers and members of the public;
- Notify employees that if they are sick or have symptoms associated with COVID–19 that they must not come to work and to take paid sick leave in terms of section 22 of the BCEA.
- Display notices advising persons other than employees entering the workplace of the precautions they are required to observe while in the workplace;

If an employee has been diagnosed with COVID-19, the employer must-

- Inform the Department of Health and the Department of Employment and Labour using the WCL1 form;
- Investigate the cause including any control failure and review the risk assessment to ensure that the necessary controls and PPE requirements are in place;
- Give administrative support to any contact-tracing measures implemented by the Department of Health.

Symptom screening

Every employer must take measures to-

- Screen any worker, at the time that they report for work, to ascertain whether they have any of the observable symptoms associated with COVID-19, namely fever, cough, sore throat, redness of eyes or shortness of breath (or difficulty in breathing);
- Require every worker or visitor to report whether they suffer from any of the following additional symptoms: body aches, loss of smell or loss of taste, nausea, vomiting, diarrhoea, fatigue, weakness or tiredness; and
- Require workers to immediately inform the employer if they experience any of the symptoms above while at work.

If a worker presents with those symptoms, or advises the employer of these symptoms, the employer must –

- not permit the worker to enter the workplace or report for work; or
- if the worker is already at work, Immediately-
    - isolate the worker, provide the worker with a FFP1 surgical mask and arrange for the worker to be transported in a manner that does not place other workers or members of the public at risk either to be self-isolated or taken for a medical examination or testing; and
    - assess the risk of transmission, disinfect the area and the worker's

workstation, refer those workers who may be at risk for screening and take any other appropriate measure to prevent possible transmission;

- ensure that the worker is tested or referred to an identified testing site;
- place the employee on paid sick leave in terms of section 22 of the BCEA or if the employee's sick leave entitlement under the section is exhausted, make application for an illness benefit in terms of clause 4 of the Directive issued on 25 March 2020 on the COVID-19 Temporary Employer Relief Scheme under regulation 10(8) of the Regulations promulgated in terms of section 27(2) of the Disaster Management Act;
- ensure that the employee is not discriminated against on grounds of having tested positive for COVID-19 in terms of section 6 of the Employment Equity Act, 1998 (Act No. 55 of 1998);
- If there is evidence that the worker contracted COVID-19 as a result of occupational exposure, lodge a claim for compensation in terms of the Compensation for Occupational Injuries and Diseases Act, 1993.

6. PROCEDURES TO BE FOLLOWED ON SITE

1. ENTRY AND EXIT ON THE SITE CAMP

- The security personnel who will be trained in the procedures will do daily screening via questionnaire for every employee and visitor entering the site.
- Temperature checks will be done by security personnel using non-contact infrared thermometer.
- Every employee who records a temperature above 38°C will be sent home to seek for medical help.
- No employee or visitor who answers any question by yes on the questionnaire should be granted access into the site premises.
- Report to the site manager daily

2. MEETING ATTENDANCE

BEFORE the meeting or event

- Check the advice from the authorities in the community where you plan to hold the meeting or event. Follow their advice.
- Develop and agree a preparedness plan to prevent infection at your meeting or event.
  - Consider whether a face-to-face meeting or event is needed. Could it be replaced by a teleconference or online event?
  - Could the meeting or event be scaled down so that fewer people attend?
  - Ensure and verify information and communication channels in advance with
  - Pre-order sufficient supplies and materials, including face masks, hand soap, tissue and hand sanitizer for all participants.
- Develop and agree a response plan in case someone at the meeting becomes

ill with symptoms of COVID-19 (dry cough, fever, malaise). This plan should include at least:

- Identify a room or area where someone who is feeling unwell or has symptoms can be safely isolated.
- Have a plan for how they can be safely transferred from there to a health facility.
- Know what to do if a meeting participant, staff member or service provider tests positive for COVID-19 during or just after the meeting
- Agree the plan in advance with your partner healthcare provider or health department.

DURING the meeting or event

- Provide information or a briefing, preferably both orally and in writing, on COVID-19 and the measures that organizers are taking to make this event safe for participants.
    - Encourage regular hand-washing or use of an alcohol rub by all participants at the meeting or event
    - Encourage participants to cover their face with the bend of their elbow or a tissue if they cough or sneeze. Supply tissues and closed bins to dispose of them in.
    - Provide contact details or a health hotline number that participants can call for advice or to give information.
- Display dispensers of alcohol-based hand rub prominently around the venue.
- If there is space, arrange seats so that participants are at least one meter apart.
- Open windows and doors whenever possible to make sure the venue is well ventilated.
- If anyone who starts to feel unwell, follow your preparedness plan.

AFTER the meeting

- Retain the names and contact details of all participants for at least one month. This will help public health authorities trace people who may have been exposed to COVID-19 if one or more participants become ill shortly after the event.
- If someone at the meeting or event was isolated as a suspected COVID-19 case, the organizer should let all participants know this. They should be advised to monitor themselves for symptoms for 14 days and take their temperature twice a day.
- If they develop even a mild cough or low-grade fever (i.e. a temperature of 38 C or more), they should stay at home and self-isolate. This means avoiding close contact (1 meter or nearer) with other people, including family members. They should also telephone their healthcare provider or the local public health department, giving them details of their recent travel and symptoms.

7. Identifying contacts

To identify contacts, a detailed case investigation and interview with the COVID-19 patient or their caregiver must be conducted.

Environment	Criteria	Ways to identify contacts
Known/identifiable contacts		
Workplace **(immediate colleagues)**	Any employees who had: ✓ Face-to-face contact with a COVID 19 patient within 1 metre and for >15 mins ✓ Direct physical contact with a COVID-19 patient ✓ Provided direct care for a COVID-19 patient in the workplace without proper PPE ✓ Shared working space or equipment with a COVID 19 patient ✓ Shared a room, meal, or other space with a confirmed patient	✓ Direct interview with the COVID-19 patient and/or their caregiver(s). ✓ Direct interview with all employees and supervisors ✓ Interview can also be done telephonically
Workplace **(Visitors / suppliers)**	✓ All visitors who visited the site within the 2-week period and were potentially in contact with the infected employee	✓ Daily signing registers ✓ Meeting attendance registers

This information will be shared with the health authorities so that they can be able to do household, community, social and contact tracing for all contacts associated with a contact

- Where possible, the Safety Manager should check in with contacts to make sure they are self-monitoring and have not developed symptoms.
- Contacts who develop symptoms should promptly isolate themselves and notify the NICD.
- They should be promptly evaluated for infection and for the need for medical care.

COVID-19 SOP: MANAGEMENT OF POSITIVE CASES

Employee tests positive for COVID-19

Employee reports to line manager (sends results via sms / lab certificate)

Manager helps employee identify close contacts and sends to CO & CHSO

Premises shut down for disinfection (deep cleaning)

Premises reopen and all non-contacts can continue working

Preliminary investigation is done by Supervisor & CO & CHSO

Compliance Officer & Safety Officer complete WCL1 and send to DOL

NICD HOTLINE: 0800 029 999

At the end of isolation period, employees go to their doctor to get a certificate of fitness for work

Upon return to the workplace, Compliance Officer will organise a debriefing for the affected section

A final investigation is done by Supervisor & CO & CHSO & employees; lessons learned are compiled

Contractor	Witness 1	Witness 2	Employer	Witness 1	Witness 2

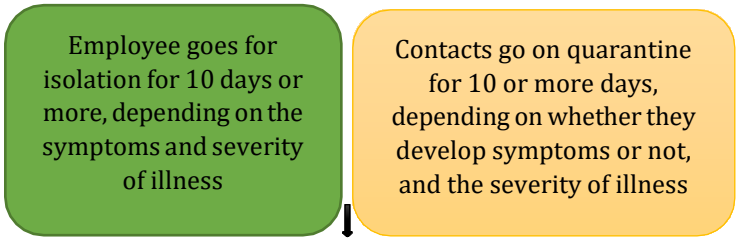
Employee goes for isolation for 10 days or more, depending on the symptoms and severity of illness
Contacts go on quarantine for 10 or more days, depending on whether they develop symptoms or not, and the severity of illness

POSSIBLE RISKS FOR THIS PROJECT

ANNEXURE 2: BASELINE RISK ASSESSMENT

Contractor	Witness 1	Witness 2	Employer	Witness 1	Witness 2

	Hazard	Risk	Consequence	Rating	Controls

Transportation of material to site	✓ Unsafe road conditions ✓ Un-road worthy vehicles ✓ Equipment and material not safely secured ✓ Incompetent drivers ✓ Driving under the influence of alcohol ✓ Inclement weather ✓ Speeding ✓ Slippery road ✓ Narrow road	✓ Overturning vehicles ✓ Vehicle collisions	✓ Injuries ✓ Property damages ✓ Third party liability	**M**	✓ Adherence to the speed limit ✓ Only competent/ authorised drivers should operate the vehicle ✓ Inspection of vehicles ✓ Equipment and material to be properly secured ✓ Alcohol testing to be done ✓ The road to be paved to prevent accidents ✓ Traffic control to be implemented to avoid collisions

	Hazard	Risk	Consequence	Rating	Controls
Offloading of material	✓ Faulty machinery ✓ Poor ergonomics ✓ Equipment (suspended load) falling on employees ✓ Unsafe slings and guide ropes ✓ uneven surface	✓ Hands can be caught in between materials ✓ Obstructed walkways by materials ✓ Unsafe stacking of materials	✓ Hand injuries ✓ Back injuries	**M**	✓ The correct PPE must be worn ✓ Designate the stacking areas and put signs ✓ Stacking and storage inspector must be appointed and in charge

Contractor	Witness 1	Witness 2	Employer	Witness 1	Witness 2

	Hazard	Risk	Consequence	Rating	Controls
Site establishment	✓ Sharp objects/ wires ✓ Uneven surface ✓ Faulty connection	✓ Cuts ✓ Slips and trips ✓ Damage to services	✓ Injuries ✓ Back strains and injuries	**M**	✓ Supervisors to plan during site set up and induct employees

	✓ Poor ergonomics ✓ Falling objects ✓ Inadequate security services ✓ Not enough welfare facilities e.g. toilets, change rooms and lockers	✓ Using the environment as ablution facilities	✓ Crime, theft, fights ✓ Contracting of communicable diseases ✓ Soil, water pollution		✓ A competent electrician must be appointed to connect electrical wires to the site offices and Distribution Board. ✓ Ensure there are welfare facilities on site for health and hygiene purposes ✓ Awareness on hygiene and use of ablution facilities ✓ Detailed Risk Assessment must be drawn before any work conveyances on site.

Installing containers	✓ Using lifting equipment ✓ Faulty equipment ✓ Faulty slings / chains	✓ Wind ✓ Incompetent personnel ✓ Heavy load ✓ Failing of lifting equipment	✓ Serious injuries ✓ Property damage	**H**	✓ Check wind speed prior to using the crane. ✓ Inspect the crane, slings and chains before use. ✓ Load test the crane before use ✓ Only carry loads certified to be carried by the crane

Contractor	Witness 1	Witness 2	Employer	Witness 1	Witness 2

Electrical installation	✓ Electricity ✓ Incompetent personnel ✓ Wrong tools ✓ Damaged cables	✓ Contact with live electricity ✓ Incompetent person connecting electricity ✓ Electric shocks	✓ Electrocution ✓ Serious injuries	**H**	✓ Follow lock out procedure ✓ Ensure that equipment are earthed to an approved earthing point ✓ Ensure a zero potential test is performed for electricity is isolated ✓ Inspect all tools ✓ Use correct tools for the job
					✓ Appoint a competent electrician/ technician ✓ Wear task specific PPE ✓ Ensure that there are no exposed wires on the cables

Contractor	Witness 1	Witness 2	Employer	Witness 1	Witness 2

Entry and exit	✓ No access control	✓ Unauthorised entry into the construction site	✓ Injuries to employee ✓ Theft of tools and material	**M**	✓ Appoint a full time, registered security guard on site
Stacking and storage	✓ Unsafe stacks of materials or pallets	✓ Falling of pallets and material on employees	✓ Injuries ✓ Property damage	**M**	✓ Supervision of all stacking of materials on site ✓ Materials of same base and heights stacked together ✓ Barricade the stacking area ✓ Unsafe stacks removed immediately. ✓ Never stack materials during knocking off time or late at knight ✓ Use task specific PPE

Excavation	✓ Deep excavations	✓ Collapse ✓ Falling ✓ Unsafe entry and exit ✓ Spoil material	✓ Serious injuries	**M**	✓ Geotechnical surveys to be conducted prior to construction ✓ Shoring of the excavation ✓ No unauthorised entry into the project site. ✓ Full time security on site to monitor entry and exit.
					✓ Safe method of entry and exit to be provided for employees ✓ Spoil material to be stored at least 2m away from the excavation ✓ Signage to be displayed indicating deep excavations

	✓ Excavator	✓ Incompetent operator ✓ Faulty excavator ✓ Contact with underground services	✓ Serious injuries ✓ Electrocution	**M**	✓ Only competent personnel are allowed to operate the excavator ✓ All excavators must be inspected prior to use ✓ All underground services to be identified prior
Pipe jacking	✓ Working in confined spaces	✓ Lack of oxygen ✓ Harmful gases ✓ Entrapment	✓ Asphyxiation ✓ Serious injuries ✓ Fatalities	**H**	✓ Develop a confined space procedure. ✓ Develop a permit to work system. ✓ Only authorized and trained personnel to enter confined spaces. ✓ Ensure that the gases are purged before entry. ✓ Provide employee with oxygen mask ✓ Have an employee trained in first aid ready

					✓ Confined space may not be smaller than 800 Musina Local Municipality in diameter.
	✓ Working at heights	✓ Falling	✓ Fatalities ✓ Serious injuries	**H**	✓ Proper PPE to be issued ✓ Provide rigid edge protection.
	✓ Lifting operations	✓ People hit by load ✓ Collapsing of pipe ✓ Incorrect slinging	✓ Injuries	**M**	✓ No people are allowed to be at the jacking site. ✓ Slinger to be identifiable, and wear reflective PPE. ✓ Lifting machinery to be inspected prior to use ✓ Lifting machinery to be load tested.

	✓ Deep excavation	✓ Falling	✓ Fatalities	**H**	✓ Barricade the jacking pit ✓ No unauthorized entry ✓ Site should be fenced off and locked out ✓ Signage should be put up
	✓ Jetting rig	✓ Crushing by horizontal move of the rig; ✓ People hit by drop load	✓ Injuries	**M**	✓ Enter the shaft only once the load has reached the bottom ✓ Signaler to make the people in the shaft aware of the moving load.
Pipe laying	✓ Use of cutting tool ✓ Flooding of excavation with sewer	✓ Exposure to excessive noise ✓ Contact with live sewer	✓ Noise induced hearing loss ✓ Faecal oral diseases	**M**	✓ Only employees involved in the cutting of pipe to be allowed close to the process ✓ Pumping of sewer to be done during the disconnection and installation of new pipe

Tie ins & pressure testing	✓ Water ✓ Pressure	✓ Burst ✓ Failure of existing pipeline under pressure	✓ Fatalities	**H**	✓ Ensure that the water is shut down ✓ Ensure that the correct class of pipe is used as well as valve specifications are correct ✓ Develop and follow a method statement ✓ Use only competent person to perform the task. ✓ Don't exceed pipe operating pressure, ensure pipe is correct diameter. ✓ Ensure pipe not damaged. ✓ Use PPE. Ensure adjacent stop valves are operational / closed. ✓ Secure adjacent valves against movement.

Contractor	Witness 1	Witness 2	Employer	Witness 1	Witness 2

					✓ Relieve pressure in system.

Contractor	Witness 1	Witness 2	Employer	Witness 1	Witness 2

	✓ Welding	✓ Welding sparks	✓ Burns	**M**	✓ Appointed employee should weld ✓ Wear correct PPE ✓ Cocoon the welding area ✓ Follow the correct use of torch/ welding machine
Constructing chambers:	✓ Dust from cutting Bricks ✓ Unsecured bricks	✓ Inhalation of dust	✓ Respiratory problems ✓ Injuries	**M**	✓ Employees should wear dust masks ✓ Wear hand protection

Brick laying		✓ Falling on employees			✓ Employees to exercise caution when handling bricks.

Working in confined spaces	✓ Offensive gases ✓ Limited space	✓ Inhalation of toxic gases ✓ Collapse	✓ Asphyxiation ✓ Collapse ✓ Entrapment ✓ Fatalities	**H**	✓ Develop confined space SOP. ✓ Provide gas monitors ✓ Have a method of purging offensive gases. ✓ Provide proper PPE ✓ No one may enter inside a pipe with dimensions below 800Maruleng Municipality in width
False work	✓ Poor Assembly ✓ Poor quality false work ✓ Reinforcement ✓ Poor quality concrete ✓ Improper stacking	✓ Unstable structure ✓ Collapse of stacks	✓ Serious injuries	**M**	✓ False work to be done under supervision of a competent person. ✓ Form work to be inspected prior to assembly ✓ Necessary PPE to be provided for employees ✓ Inspections of all materials prior to working

Contractor	Witness 1	Witness 2	Employer	Witness 1	Witness 2

Concrete works	✓ Unstable structure ✓ Exposed skin	✓ Collapse ✓ Contact	✓ Injuries ✓ Property damage ✓ Dermatitis	**L**	✓ Only good quality material should be used using the designer's specifications. ✓ Concrete should be left to cure in ambient conditions to attain design strength
Working at heights	✓ Heights ✓ Unfit employees ✓ Using hand tools	✓ Falls ✓ Unfit for the job	✓ Injuries	**M**	✓ Employees to use proper PPE including safety

	✓ Unsecured tools and equipment	✓ Damaged hand tools ✓ Falling onto employees			harnesses when working at heights. ✓ Inspect all tools prior to use. ✓ Provide training for using safety harnesses correctly. ✓ Employees working at heights must be certified fit to work. ✓ Hand tools must be attached to lanyards when working at heights. ✓ Use tool bags ✓ Use netting system below each level. ✓ No work should be done on the ground when work at heights is in progress. ✓ Proper signage to be displayed.
Installation of PRVs	✓ Water pressure	✓ No isolation of the live line	✓ Injuries ✓ Property damages	**M**	✓ Ensure that the line is isolated prior to installation and tie in

	✓ Steel fixing	✓ Falling from height ✓ Slip	✓ Injuries	**L**	✓ PPE, including safety boots and goggles must be used
	✓ Drilling ✓ Drill pit ✓ Drill sharp metal fibers ✓ High Noise Levels ✓ Cutting Grinder/Disc	✓ Vibration ✓ Cutting edges ✓ Eye penetration ✓ Finger cuts	✓ Carpal tunnel syndrome ✓ Cuts/ injuries ✓ Eye irritation / blindness	**M**	✓ Rotate drilling tasks to minimize worker exposure to equipment vibration ✓ Provide employees with anti-vibration gloves

Cutting and drilling		✓ Expose to high noise level area ✓ Uncontrolled disc ✓ Electrical equipment failure ✓ Sharp window edges	✓ Damaged hearing ✓ Injuries to persons operating ✓ Eye injuries		✓ Use hearing protection when exposed to excessive noise levels (greater than 85 dB over an 8-hour work period) ✓ Assess noise level with sound level meter if possibility exists that level may exceed 85dB ✓ Use right size of a drill to drill different layers of the ground ✓ Assess manual guide carefully to ensure correct usage of portable electrical devices.

Compacting	✓ Compactor ✓ Noise ✓ Dust ✓ Vibration	✓ In-competent employee using the compactor ✓ Hearing loss ✓ Hand-arm vibration syndrome ✓ Collapsing excavation wall ✓ Inhalation of dust	✓ Injury to compactor operator or other employees ✓ Injury or fatality ✓ Respiratory problems	**M**	✓ Use of ear muffs by compactor operator ✓ Dust mask to be worn by compactor operator ✓ Compactor operator to be declared competent before using the machine

Contractor	Witness 1	Witness 2	Employer	Witness 1	Witness 2

Traffic management	✓ Moving vehicles and pedestrians ✓ Improperly placed signage	✓ Road accidents ✓ Personal injuries and fatalities ✓ Property damage	✓ Fatalities ✓ Property damages	**H**	✓ Adhere to traffic management procedures ✓ Ensure good communication between flagmen ✓ Display correct road signage

	✓ Incorrect signage displayed ✓ Poor communication between flagmen				✓ Employees should wear reflective PPE ✓ Keep area clean & clear of obstacles.
Storage of HCS	✓ Hazardous chemical substance ✓ Improper labelling of chemical containers	✓ Contact with combustion sources ✓ Accidental consumption of flammable liquids	✓ Fires ✓ Illnesses	**M**	✓ A well-ventilated cage may be used for storage of all the HCS and flammables ✓ HCS supervisor must record all quantities on a register. ✓ Label containers correctly ✓ Display HCS signage

Contractor	Witness 1	Witness 2	Employer	Witness 1	Witness 2

Reinstatement of the surface	✓ Inadequate compaction ✓ Construction refuse ✓ Inadequate re-surfacing High ✓ Ground collapse ✓ hydraulic/pneumatic pressures	✓ Uneven surfaces	✓ Trip and fall injuries ✓ Personal injuries	**L**	✓ Compaction to specified standard. ✓ Site cleared of debris and refuse. ✓ Re-surface appropriately. ✓ Do not leave gaps in turf or leave uneven surface. ✓ Erect fence around hazardous areas until restored and safe. ✓ Ensure plugs and compressors are installed and secured against movement. ✓ Release air before removing

Contractor	Witness 1	Witness 2	Employer	Witness 1	Witness 2

					plugs. ✓ Clear area of pipe ends being tested.

Contractor	Witness 1	Witness 2	Employer	Witness 1	Witness 2

Reconnecting house services	✓ High pressure water	✓ High pressured water splashing on employees	✓ Injury	L	✓ Use PPE. ✓ Relieve pressure in system.
Reinstating of tar	✓ Handling tar	✓ Exposure to hazardous chemical substance	✓ Respiratory problems	M	✓ Provide employees with relevant PPE. ✓ Provide MSDS ✓ Where required, Municipal to be requested to do tar reinstatements.
	✓ Hot bitumen	✓ Contact with skin	✓ Skin burns	H	✓ Provide employees with relevant PPE.
Vehicle and pedestrians using public roads including access roads	✓ Traffic due to construction works	✓ Knocking down of pedestrians ✓ Accidents	✓ Injuries ✓ Death		✓ Provide temporal signages ✓ Flagmen must be placed strategically

Contractor	Witness 1	Witness 2	Employer	Witness 1	Witness 2

RISK ASSESSMENT MATRIX

Likelihood	Consequences				
	Insignificant (minor problem easily handled by normal day to day processes	Minor (Some disruption possible e.g., damage equal to R150k	Moderate (significant time / resources required. E.g., damage equal to R500k	Major (Operations severely damaged. E.g., damages equal to R1m	Catastrophic (business survival is at risk. Damage equal to R5m – 10m
Almost certain (90% chance)	High	High	Extreme	Extreme	Extreme
Likely (between 50-90%)	Moderate	High	High	Extreme	Extreme
Moderate (between 10-50%)	Low	Moderate	High	Extreme	Extreme
Unlikely (between 3-10%)	Low	Low	Moderate	High	Extreme
Rare (<3%)	Low	Low	Moderate	High	High

Contractor	Witness 1	Witness 2	Employer	Witness 1	Witness 2

ANNEXURE 3:

COVID 19 RISK ASSESSMENT

Activity	Hazard	Risk	Consequence	Who may be exposed	Rating	Controls
Coming to site / leaving site	Public transport	Contact with infected public members; Contact with contaminated surfaces;	Spreading / Contracting COVID 19; Fatalities	Contractor's employees,	H	✓ Employer to provide employees with reliable transportation; ✓ Regular disinfection and sanitizing of all vehicles; ✓ Employees to adhere to the social distancing protocol; ✓ Employees to wash their hands regularly (before getting into the car and after exiting) and put on masks. ✓ Ensure proper ventilation in the vehicle by opening the windows

Entering construction site	Contaminated surfaces	Physical contact with contaminated surfaces	Contracting COVID 19; Fatalities	Contractor's employees, Suppliers, Visitors MM employees, Consultants	H	✓ Conduct daily screening through a questionnaire and thermometer to assess the risk of COVID 19 in the workplace ✓ Hand washing for 20 seconds with running water and soap; ✓ Provide employees with clean running water for handwashing. ✓ Regular disinfection and sanitizing of surfaces ✓ Regular awareness on COVID 19 transmission and prevention; ✓ Employees to refrain from touching their faces and wash their hands regularly;
		Physical contact with infected employees	Contracting COVID 19; Fatalities	Contractor's employees, Suppliers, Visitors,	H	✓ Handwashing for 20 seconds with running water and soap; ✓ Regular disinfection and sanitizing of surfaces

	Infected employees			MM employees, Consultants		✓ Regular awareness on COVID 19 transmission and prevention;
Entering a construction site	Infected employees	Droplet spread from infected persons	Contracting COVID 19; Fatalities	Contractor's employees, Suppliers, Visitors, MM employees, Consultants	H	✓ Regular screening of employees; ✓ Provide employees with face masks; ✓ Employees to refrain from touching their faces and wash their hands regularly; ✓ Teach employees to cough inside their elbow or tissue and wash their hands or sanitize immediately afterwards. ✓ Employees to report to management if they are feeling sick; especially if they have flu-like symptoms, fever or sore throat.
Lunch	Contact with other employees	Contact with source of infection	Spreading / Contracting COVID 19; Fatalities	Contractor's employees, MM employees, Consultants	H	✓ Practice social distancing of up to 2m (but not less than 1m) between two people; ✓ Teach employees to cough inside their elbow or tissue and wash their hands or sanitize Immediately afterwards;

	Sharing of food	Contact with source of infection	Spreading, Fatalities	Contractor's employees	H	✓ Discourage employees from sharing lunch and having contact with each other;
Meeting attendance	Infected persons	Physical contact with other employees	Contracting COVID 19; Fatalities	Contractor's employees, Suppliers, Visitors, MM employees, Consultants	H	✓ Minimise face to face contact by introducing virtual communication such as Skype, Zoom, Teams, etc.; ✓ Avoid handshakes, hugs and sharing food; ✓ Practice social distancing of at least 1m apart. ✓ Employees to report to management if they are feeling sick; especially if they have flu-like symptoms, fever or sore throat.

		Droplet spread from infected persons	Contracting COVID 19; Fatalities	Contractor's employees, Suppliers, Visitors, MM employees, Consultants	H	✓ Minimise face to face contact by introducing virtual communication such as Zoom, Teams, etc.; ✓ Practice social distancing of at least 1m apart. Teach employees to cough inside their elbow or tissue and wash their hands or sanitize immediately afterwards.
Visitors entering site	Infected visitors; Contact with contaminated surfaces	Droplet spread from infected persons; Physical contact with contaminated surfaces;	Spreading / Contracting COVID 19; Fatalities	Contractor's employees, Suppliers, Visitors, MM employees, Consultants	H	✓ Induction of all visitors to ensure that they are aware of the COVID 19. ✓ Screening of visitors through a questionnaire and thermometer to assess the possible prevalence of COVID 19 in the workplace; ✓ Sanitize visitors' hands upon entry, and upon exiting the site camp or construction site.
Working in the office	Limited working space	Contact with infected employees and cough or sneeze droplets	Spreading / Contracting COVID 19; Fatalities	Contractor's employees, Visitors, MM employees, Consultants	H	✓ Erect physical barriers between employees sharing an office; ✓ Provide at least 1m distance between workstations; ✓ Teach employees to cough inside their elbow or tissue ✓ Employees to practice proper personal hygiene ✓ Face masks to be provided and worn

Contractor	Witness 1	Witness 2	Employer	Witness 1	Witness 2

Working outside	Contact with other employees	Contact with infected employees and cough or sneeze droplets	Spreading / Contracting COVID 19; Fatalities	Contractor's employees, MM employees, Consultants	H	✓ Practice social distancing of up to 2m (but not less than 1m) between two people; ✓ Teach employees to cough inside their elbow or tissue and wash their hands or sanitize immediately afterwards; ✓ Provide employees with face masks, clean water and sanitizer;
						✓ Regular awareness on COVID 19 transmission and prevention; ✓ Employees to refrain from touching their faces and wash their hands regularly; ✓ Teach employees to cough inside their elbow or tissue and wash their hands or sanitize immediately afterwards. ✓ Employees to report to management if they are feeling sick; especially if they have flu-like symptoms, fever or sore throat.

Contractor	Witness 1	Witness 2	Employer	Witness 1	Witness 2

Employee selection	Old age	High susceptibility to COVID 19; Comorbidities such as high blood pressure, diabetes	Fatalities	Old employees		✓ Ensure that all employees are below the age of 60 ✓ Reduce exposure to employees above the age of 50 by allowing them to work from home at least twice a week. ✓ Medical screening of all employees prior to work

ENVIRONMENTAL MANAGEMENT PLAN AND SPECIFICATION

TENDER NO: 15-2026/27

CONTRACTOR FOR THE CONSTRUCTION OF MABVETE COMMUNITY HALL

ENVIRONMENTAL MANAGEMENT PROGRAMME FOR THE CONTRACTOR OF THE CONSTRUCTION OF MABVETE COMMUNITY HALL

ACRONYMS

APPA	Atmospheric Pollution Prevention Act,1965 (Act 45 of 1965)
BDA	Biodiversity Act, 2004 (Act 10 of 2004)
CARA	Conservation of Agricultural Resources Act, 1983 (Act 43 of 1983)
DWS	Department of Water and Sanitation
EAP	Environmental Assessment Practitioner
EIA	Environmental Impact Assessment
EMPr	Environmental Management Programme
FA	Fencing Act,1963 (Act 31 of 1963)
HAS	Hazardous Substance Act, 1973 (Act 15 of 1973)
HIA	Heritage Impact Assessment
KM	Kilometres
NEMA	National Environmental Management Act, 1998 (Act 107 of 1998)
NEMWA	National Environmental Management Waste Act, 2008 (Act 36 of 2008)
NEMAQA	National Environmental Air Quality Act, 2004 (Act 39 of 2004)
NEMBA	National Environmental Management Biodiversity Act, 2004 (Act 10 of 2004)
NHRA	National Heritage Resources Act, 1999 (Act 25 of 1999)
NLTA	National Land Transport Act, 2009 (Act 5 of 2009)
NVFF	National Veld and Forest Fire Act, 1998 (Act No. 101 of 1998)
NWA	National Water Act, 1998 (Act 36 of 1998)
OHSA	Occupational Health and Safety Act, 1993 (Act of 85 of 1993)
SACNASP	South African Council of Natural Scientist Profession
SAHRA	South African Heritage Resources Agency

1

2
3

Contract: 15-2026/27
Part C: Scope of Works
Section C3.3: Environmental Management plan and specification

Introduction

Sizeya Consulting Engineers (hereafter referred to as Sizeya) under Musina Local Municipality (hereafter referred to as <LM) to compile an Environmental Management Programme (EMPr), which is a guideline for the mitigation and management measures to be implemented both during the construction and operational phases of the project. Based on the information currently available, the proposed project does not trigger listed activities under the National Environmental Management Act, 1998 (Act 107 of 1998) and associated Regulations. However, it remains a collective moral responsibility to recognize and manage potential impacts on the environment under the duty of care principle.

This EMPr is for the Sizeya on the Renovations of offices for Musina Local Municipality under Capricorn District, Limpopo province. These activities will have impacts on the environment and surrounding communities. Therefore, precautions must be taken to ensure that environmental impacts are managed and reduced throughout the project cycle. This will require a concerted effort from the project team, including management, contractors, and subcontractors.

The purpose of the EMPr is to give effect to preventative measures to control the construction and operation activities on site. Further, it aims to provide a guideline for the mitigation and management measures to be implemented to avoid, reduce, and minimise potential environmental impacts arising from the proposed activity. It has been developed to ensure compliance with National Legislative and regulatory requirements as well as best practice and align with BLM's minimum requirements.

Purpose and Scope of the EMPr

This EMPr serves as a guideline for the management of the site and provides specifications and regulations that must be adhered to in all instances. It is the responsibility of all parties, including contractors and sub-contractors, involved in the daily activities to commit to the implementation of the EMPr throughout the project.

The objectives of the EMPr are to:

- Ensure that the activity is undertaken in compliance with national and provincial environmental legislation as well as local by-laws and policies;
- Detail mitigation measures, timeframes, and criteria for assessing the success or failure of each measure;
- Provide detailed monitoring programs to ensure compliance;
- Provide input and strategies for environmental quality control and risk management;
- To preserve the natural environment by limiting destructive actions on-site;
- Ensure appropriate restoration of areas affected by the proposed activities;
- Prevent long term environmental degradation; and
- Ensure that activities consider the rights of other land users to enjoy a safe and healthy living environment.

REGIONAL SETTING AND LOCATION of the project location

The current Musina Local Municipality is situated in **Mabvete area** adjacent as shown on the figure below:

Figure 1 – Current Location of the Community Hall

The Mabvete Community Hall GPS co-ordinate **22°27'58.01"S**, **30°34'41.16"E**

PROJECT DESCRIPTION

The scope of work entails the following but not limited to:

A: Site Establishment

- The Contractor is required to agree with the Municipality for the area to set up the site establishment including water, sewer/ablution and electricity provision at the cost of the Contractor.
- A Written Agreement must be provided between Municipality and Contractor with all terms and conditions. **(This is dependent on where the Contractor may establish the site).**

B: HIGHLEVEL SCOPE OF WORKS

HIGH LEVEL SCOPE OF WORKS	**MATERIALS STATUS QUO**	**Measured Progress to date (This may vary)**
ROADS and PARKING		
Kerbing	Not Received	0%
Paving	Received (Quantities to be verified on site)	0%
Road marking	Not Received	0%
Road signs	Not Received	0%
G5 MATERIAL	Not Received	0%
External concrete works		
Mesh wire	Not Received	20%
Concrete	Paid for by the Client but no work on site	20%
Retaining Wall		
Backfilling material	Received	0%
Bricks for retaining wall	Only internal brick skin materials is received	40%
Cement and sand	Not Received	0%
Guardhouse		
Roof Sheeting and Gutters	Remainder of the works vs Materials to be verified on site	100%
Aluminium windows	Remainder of the works vs Materials to be verified on site	80%
Doors	Not Received	0%
Plumbing	To be Verified on site	50%
Painting	To be Verified on site	50%
floor finishes	To be Verified on site	0%
Ceiling	To be Verified on site	100%

HIGH LEVEL SCOPE OF WORKS	**MATERIALS STATUS QUO**	**Measured Progress to date (This may vary)**
Electricity	To be Verfied on site	95%
Prefabricated Septic Tank	No Received	
MAIN HALL AND OFFICES		
Roof Sheeting and Gutters	Remainder of the works vs Materials to be verified on site	95%
Electrical supply	Remainder of the works vs Materials to be verified on site	95%
Plumbing works	Remainder of the works vs Materials to be verified on site	80%
Plastering	received	100%
Aluminium windows	Remainder of the works vs Materials to be verified on site	98%
Doors	Remainder of the works vs Materials to be verified on site	80%
Tilling	Remainder of the works vs Materials to be verified on site	100%
Ceiling	Remainder of the works vs Materials to be verified on site	95%
Painting	Remainder of the works vs Materials to be verified on site	75%
Ramps and Stage	Remainder of the works vs Materials to be verified on site	100%
Cladding	Not Received	0%
Electricity	Remainder of the works vs Materials to be verified on site	95%
KITCHEN		
Roof Sheeting and Gutters	Remainder of the works vs Materials to be verified on site	95%
Aluminium windows	Received	100%

HIGH LEVEL SCOPE OF WORKS	**MATERIALS STATUS QUO**	**Measured Progress to date (This may vary)**
Doors	Received	95%
Plumbing	Remainder of the works vs Materials to be verified on site	90%
Floor tile	Remainder of the works vs Materials to be verified on site	100%
Ceiling	Remainder of the works vs Materials to be verified on site	95%
Kitchen Cupboards	Not Received	0%
Electricity	Remainder of the works vs Materials to be verified on site	95%
Items	**MATERIALS STATUS QUO**	**Activity Progress**
STOREROOM		
Roof Sheeting and Gutters	Remainder of the works vs Materials to be verified on site	95%
Aluminium windows	Remainder of the works vs Materials to be verified on site	100%
Doors	Remainder of the works vs Materials to be verified on site	95%
Floor tile	Remainder of the works vs Materials to be verified on site	100%
Ceiling	Remainder of the works vs Materials to be verified on site	98%
Electricity	Remainder of the works vs Materials to be verified on site	95%
INTERNAL ABLUTIONS		
Roof Sheeting and Gutters	Remainder of the works vs Materials to be verified on site	95%

HIGH LEVEL SCOPE OF WORKS	**MATERIALS STATUS QUO**	**Measured Progress to date (This may vary)**
Aluminium windows	Remainder of the works vs Materials to be verified on site	100%
Doors	Remainder of the works vs Materials to be verified on site	100%
Plumbing	Remainder of the works vs Materials to be verified on site	95%
Walltiles	Remainder of the works vs Materials to be verified on site	100%
Floor tile	Remainder of the works vs Materials to be verified on site	100%
Ceiling	Remainder of the works vs Materials to be verified on site	100%
Electricity	Remainder of the works vs Materials to be verified on site	0%
OUTSIDE ABLUTIONS		
Roof Sheeting and Gutters	Remainder of the works vs Materials to be verified on site	95%
Aluminium windows	Remainder of the works vs Materials to be verified on site	100%
Doors	Remainder of the works vs Materials to be verified on site	100%
Plumbing	Remainder of the works vs Materials to be verified on site	90%
Walltiles	Remainder of the works vs Materials to be verified on site	100%
Floor tile	Remainder of the works vs Materials to be verified on site	0%
Ceiling	Remainder of the works vs Materials to be verified on site	100%

HIGH LEVEL SCOPE OF WORKS	**MATERIALS STATUS QUO**	**Measured Progress to date (This may vary)**
Electricity	Remainder of the works vs Materials to be verified on site	95%
ELEVATED TANK RESERVOIR		
Foundation	Not yet done	0%
Erection of the steel stand	Received not installed	50%
Tanks	Not Received	0%
PALISADE FENCING		
Erection / construction	Received	95%
Bulk Electrification		
cable laying	Received	100%
Transformer erection	Received	100%
Kiosk	Received	50%
SEPTIC TANK		
Placing and pipework accessories (In -Situ)	Not Received	80%
Prefabricated Septic Tank including earthworks, brickwork including concrete cover and filling it with water	Not received	0%
Borehole		
Installation of submersible pump	Remainder of the works vs Materials to be verified on site	0%
Electricity	Remainder of the works vs Materials to be verified on site	0%
Plumbing works including pumping main	Not Received	0%

5 Environmental Management Programme:

General Environmental Guidelines

This EMPr has been compiled in fulfillment of the requirements of the National Environmental Management Act (Act 107 of 1998) and other associated regulations and is therefore legally binding. MLM's responsibilities include the appointment of an independent an Environmental Control Officer (ECO) for the duration of the project; responsible for implementing the EMPr and associated policies, procedures, and bylaws. The ECO is required to ensure that all personnel involved in the project are trained and familiar with the requirements of the EMPr.

There are several management actions required to ensure that the EMPr objectives are met. The construction and operational activities must ensure that the following is adhered to:

- Works are conducted in accordance with relevant environmental statutory requirements and non-statutory policy, as detailed throughout this EMPr;
- Works are conducted to cause the least possible disturbance to the environment and to aid rehabilitation;
- Works are conducted in such a way as to minimise the likelihood of environmental degradation;
- Works are conducted in such a way as to manage the impact of the works (e.g., noise, traffic, etc.) on neighboring properties;
- All employees engaged in the works comply with the requirements of the EMPr;
- Clear procedures are provided for the management of environmental impacts, including corrective actions;
- Identify management responsibilities and reporting requirements to ensure compliance with the EMPr; and
- To ensure safe and healthy conditions for humans and animals during the road maintenance.

1.1 Environmental Control Officer (ECO)

As indicated above, the ECO will be responsible for implementing the EMPr and will also conduct monthly audits and a detailed audit report must be submitted to MLM for review and correction of non-compliance where applicable. If queries or problems arise for issues that cannot be proficiently addressed by the ECO, he must seek advice from a person or persons that are knowledgeable and experienced in the relevant field. Outstanding non-compliances will be conveyed to BLM who will further communicate, in writing, with the National Department of Environment Forestry and Fisheries (DEFF) or the Provincial Authorities who will then decide on appropriate action.

1.2 Failure to comply with the Environmental Considerations

The ECO will, acting reasonably, have the authority to order the contractor to suspend part or all the works if he causes unacceptable damage to the environment by not adhering to the specifications set out below. The suspension will be enforced until the offending parties' actions and procedures are corrected, and adequate mitigation measures are implemented.

1.3 Progress / Site Meetings

Environmental issues shall be put on the agenda as a discussion point during meetings. The ECO, or a designated person involved with environmental issues on the project, shall attend the progress and or site meetings regularly to provide feedback on any outstanding or contentious environmental matters.

1.4 Public Engagement

The links to the community that will be established must be maintained and utilised to the mutual benefit of all parties. The ECO is responsible for addressing any environmental problems or queries raised by the community and must maintain close contact with the representatives thereof. This EMPr will be made available, on request, for perusal by the public.

The ECO must keep a complaint register where all complaints raised by the Interested and Affected Parties (I&APs) must be included in the register and addressed. The following must be recorded:

- Complainant's name;

- Address;
- Phone number;
- Description of complaint;
- Date when the complaint was raised; and
- Action taken.

applicable legislation

Following the requirement of Appendix 4 of the EIA Regulations of 2014 as amended, the EMPr must provide a detailed list of applicable legislation, presented in Table 3. The table highlights the acts and legislation relevant to the project, and pertinent to the activities undertaken on site. The EMPr considers Municipal policies, plans, and by-laws as well as world best practices. The legislation applicable to the project is not an exhaustive analysis; however, it provides a guideline to the relevant aspects of each act.

Table 1: Applicable Bi-laws and Legislation

Aspect	Relevant Legislation	Brief Description
Human	The Constitution of South Africa, 1996 (Act No. 108 of 1996	The Constitution of South Africa, 1996 (Act No. 108 of 1996) provides for an environmental right (contained in the Bill of Rights, Chapter 2). In terms of Section 7, the state is obliged to respect, promote, and fulfill the rights in the Bill of Rights. The environmental right states that: "Everyone has the right - a) To an environment that is not harmful to their health or well-being; and b) To have the environment protected, for the benefit of present and future generations, through reasonable legislative and other measures that - • Prevent pollution and ecological degradation; • Promote conservation; and • Secure ecologically sustainable development and use of natural resources while promoting justifiable economic and social development."
Environment	National Environmental Management: Act 1998, (Act No. 107 of 1998)	The overarching principles of sound environmental responsibility are reflected in the National Environmental Management Act, 1998 (Act No. 107 of 1998) (NEMA). The principles set out in the National Environmental Management Act, 1998 (Act No. 107 of 1998), hereafter, are referred to as NEMA. Construction and operation must be conducted in line with the generally accepted principles of sustainable development, integrating social, economic, and environmental factors.
Biodiversity	National Environmental Management: Biodiversity Act, 2004 (Act No. 10 of 2004)	The purpose of the National Environmental Management Biodiversity Act, 2004 (Act No. 10 of 2004) (NEMBA) is to provide for the management and conservation of South Africa's biodiversity within the framework of the NEMA and the protection of species and ecosystems that warrant national protection. As part of its implementation strategy, the Biodiversity permit must be applied for the removal of the protected trees (Marula trees) noted on site.

Aspect	Relevant Legislation	Brief Description
Protected Areas	National Environmental Management: Protected Areas Act, 2003 (Act No. 57 of 2003)	The purpose of this Act is to provide for the protection, conservation, and management of ecologically viable areas representative of South Africa's biological diversity and its natural landscapes.
Heritage Resources	National Heritage Resources Act, 1999 (Act No. 25 of 1999)	The proposed road maintenance exceeds 300m in length. Due to the nature of the project, the project is the maintenance of the road, it is very unlikely that any sites or features dating to the pre-colonial history of the region would still exist in the study area. However, isolated objects such as Stone artifacts might be exposed in areas close to stream beds. The National Heritage Resources Act, 1999 (Act No. 25 of 1999) legislates the necessity for cultural and heritage impact assessment in areas earmarked for development, which exceed 0.5 ha. The Act makes provision for the potential destruction of existing sites, pending the archaeologist's recommendations through permitting procedures. Permits are administered by the South African Heritage Resources Agency (SAHRA). The current activities do not trigger any activity listed in the heritage Act. Current operations do not trigger any HIA listed activities; Due to the nature of the project, the project is maintenance of the road, it is very unlikely that any sites or features dating to the pre-colonial history of the region would still exist in the study area. However, isolated objects such as Stone Age artefacts might be exposed in areas close to stream beds.
Air quality management and control	National Environmental Management: Air Quality Act, 2004 (Act 39 of 2004)	The object of the Act is to protect the environment by providing reasonable measures for the protection and enhancement of air quality and to prevent air pollution. Section 32 of the National Environmental Management: Air Quality Act, 2004 (Act 39 of 2004) deals with dust control measures in respect of dust control. It provides that the Minister or MEC may prescribe measures for the control of dust in specified places or areas, either in general or by specified machinery or in specified instances, the steps to be taken to prevent nuisance by dust or other measures aimed at the control of dust.
Noise Management and Control	Noise Control Regulations in terms of the Environmental Conservation, 1989 (Act 73 of 1989)	The assessment of impacts relating to noise pollution management and control, where appropriate, must form part of the EMPr. Applicable laws regarding noise management and control refer to the National Noise Control Regulations issued in terms of the Environment Conservation, 1989 (Act 73 of 1989). There is no requirement for a noise permit in terms of the legislation.

Aspect	Relevant Legislation	Brief Description
Water	National Water Act, 1998 (Act 36 of 1998)	This Act provides for fundamental reform of the law relating to water resources and use. The preamble to the Act recognizes that water resource management aims to achieve sustainable use of water for the benefit of all users and that the protection of the quality of water resources is necessary to ensure sustainability of the nation's water resources in the interests of all water users. • Under S21 of the Act, water uses must be licensed unless such water use falls into one of the categories listed in S22 of the Act or falls under the general authorisation. • In terms of S19, the project proponent must ensure that reasonable measures are taken throughout the life cycle of this project to prevent and remedy the effects of pollution to water resources from occurring, continuing, or recurring. • The proposed development requires a Water Use License as per the following regulations: • Section 21 (i): altering the bed, banks, course, or characteristics of a watercourse. • Requirements set by S19 will apply throughout the life-cycle of the project
Agricultural Resources	Conservation of Agricultural Resources Act, 1983 (Act No. 43 of 1983)	The Act aims to provide control over the utilization of natural agricultural resources to promote the conservation of the soil, water resources, and vegetation and to combat weeds and invader plants. Section 6 of the Act makes provision for control measures to be applied to achieve the objectives of the Act. Regulation 15 of GNR1048 provides for the declaration of weeds and invader plants, and these are set out in Table 3 of GNR1048. Declared Weeds and Invaders in South Africa are categorised according to one of the following categories: • Category 1 plants: are prohibited and must be controlled. • Category 2 plants: (commercially used plants) may be grown in demarcated areas providing that there is a permit and that steps are taken to prevent their spread. • Category 3 plants: (ornamentally used plants) may no longer be planted; existing plants may remain, as long as all reasonable steps are taken to prevent the spreading thereof, except within the flood line of watercourses and wetlands. An alien species management plan to be included in the requirements of the EMPr.

Aspect	Relevant Legislation	Brief Description
Waste	National Environmental Management Waste Act, 2008 (Act 59 of 2008)	To reform the law regulating waste management to protect health and the environment by providing reasonable measures for the prevention of pollution and ecological degradation and for securing ecologically sustainable development; to provide for institutional arrangements and planning matters; to provide for national norms and standards for regulating the management of waste by all spheres of government; to provide for specific waste management measures; to provide for the licensing and control of waste management activities; to provide for the remediation of contaminated land; to provide for the national waste information system; to provide for compliance and enforcement; and to provide for matters connected therewith. In terms of GNR921, no waste license is required for the project • Waste handling, storage and disposal during construction and operation are required to be undertaken in accordance with the requirements of this Act, as detailed in the applicable EMPr, as well as in accordance with the relevant Norms and Standards.

Method statements for the activities to be carried out

The following Method Statements (MS) related to site activities must be prepared and signed by the Project Manager (PM) to ensure compliance with applicable legislation. This list has not exhausted all the activities/aspects that may require MS of the railway siding activities:

- Site establishment
- Preparation of the site (i.e., clearing vegetation, compacting soils, and removing existing infrastructure and waste).
- Soil management/stockpiling and erosion control.
- Excavations and backfilling procedure.
- Stipulate norms and standards for water supply and usage (i.e.: comply strictly with licence and legislation requirements and restrictions)
- Stipulate the stormwater management procedures recommended in the storm water management method statement.
- Ablution facilities (placement, maintenance, management, and servicing)
- Solid Waste Management:
- Dust and noise pollution
- Hazardous substance storage
- Fire prevention and management measures on-site.
- Fauna and flora protection process on and off-site
- Incident and accident reporting protocol.
- General administration
- Rehabilitation
- Decommissioning

project team Roles and responsibilities

The roles of the responsible people on site are included below:

The Client/Developer (BLM)

- The developer (refers to as BLM) remains responsible for ensuring that the maintenance is implemented according to the requirements of the EMPr.
- Although the developer appoints specific role players to perform functions on his/her behalf, this responsibility is delegated.
- The developer is responsible for ensuring that sufficient resources (time, financial, human, equipment, etc.) are available to the other role players (e.g. the ECO, Engineer, and contractor) to efficiently perform their tasks in terms of the EMPr.
- The developer is liable for restoring the environment in the event of negligence leading to damage to the environment.
- The developer must ensure to appoint an independent Environmental Control Officer (ECO to monitor and audit the implementation of the EMPr and environmental authorisation.
- The ECO must have the appropriate experience and qualifications to undertake the necessary tasks
- The developer must appoint an independent Environmental Control Officer (ECO) during the construction phase to oversee all the environmental aspects relating to the development.

Contractor and service providers

All contractors (including sub-contractors and staff) and service providers are responsible for:

- sand the service providers are bound to the EMPr conditions through their contract and appointments with the developer Accordingly the contractors and service providers should; Thoroughly familiarise themselves with the EMPr requirements during construction phases and must request clarification on any aspect of these documents, should they be unclear.
- Ensuring that they have provided a sufficient budget for complying with all EMPr conditions at the tender stage.
- Ensuring adherence to the environmental management specifications.
- Ensuring that Method Statements are submitted to the Site Manager, and ECO, for approval before any work is undertaken. Any lack of adherence to this will be considered as non-compliance to the specifications of the EMPr.
- Ensuring that any instructions (whether verbal or written) issued by the site manager, project manager or site engineer, ECO, in terms of the EMPr are adhered to.

Environmental Control Officer (ECO)

- The Environmental Control Officer (ECO) is appointed by the developer as an independent monitor of the implementation of the EMPr. He/she must form part of the project team and be involved in all aspects of project planning that can influence environmental conditions on the site. The ECO must attend relevant project meetings, conduct inspections to assess compliance with the EMPr, and be responsible for providing feedback on potential environmental problems associated with the maintenance. In addition, the ECO is responsible for:
- Assisting in ensuring that the necessary environmental authorisations and permits have been obtained before construction commencing.
- Reviewing the Contractor’s construction Method Statements.
- Monthly site inspections of all construction areas with regard to compliance with the EMPr.
- Monitoring and verifying adherence to the EMPr, and approved Method Statements at all times.
- Monitoring and verifying that environmental impacts are kept to a minimum.
- Taking appropriate action if the specifications are not followed.
- Monitoring the undertaking by the Contractor of environmental awareness training for all new personnel coming onto site.

- Advising on the removal of person(s) and/or equipment not complying with the specifications.
- Auditing the implementation of the EMPr monthly.
- Compiling a final audit report regarding the EMPr and its implementation during the construction period after completion of the contract and submitting this report to the Employer and the project team.

The ECO has the right to enter the site and conduct monitoring inspections and auditing at any time, subject to compliance with health and safety requirements applicable to the site (e.g., wearing safety boots and protective headgear).

Resident Engineer (RE)
The Resident Engineer (RE) will be appointed by the 'Developer' and will be required to oversee the construction program and construction activities performed by the Contractor. The RE is expected to liaise with the Contractor and ECO on environmental matters, as well as any pertinent engineering matters where these may have environmental consequences. He/she will oversee the general compliance of the Contractor with the EMPr and other pertinent site specifications. The RE will also be required to be familiar with the EMPr specifications and further monitor the Contractor's compliance with the Environmental Specifications on a daily basis, through the Site diary, and enforce compliance.

The National and or Local/Provincial Environmental Authority
The competent authorities are responsible for authorising any required licenses or permits and to enforce compliance with the legislative requirements. They have the right to access the site for compliance monitoring inspections at any given time, subject to compliance with health and safety requirements applicable to the site (e.g., wearing of safety boots and protective headgear).

ENVIRONMENTAL MANAGEMENT MEASURES

The following section serves to prescribe mitigation measures to prevent, reduce, eliminate, or compensate for impacts, to acceptable/insignificant levels.

1.5 Pre-Construction Management Programme

The pre-construction management program is to be used as a guide during the planning, design and detailing of the development components. This part of the programme is to be referenced by all involved in decision making during the planning and design phases.

Table 2: Pre-Construction Environmental Measures

Objective		Mitigation / Management Action	Responsible Agent	Monitoring Criteria	Project Phase/Monitoring Frequency
Appointment and duties of ECO	1	The Developer must appoint an independent environmental Control Officer (ECO) who must monitor the contractor's compliance with the EMPr, and the performance of the control strategies employed against environmental objectives and standards.	• BLM • Contractor	• Signed training attendance Register • Declaration of good conduct signed by all site personnel	Pre-Construction Commencement
	2	The developer must provide the ECO and contractor with a copy of the EMPr.			
	3	The priority of the ECO is to maintain the integrity of the development conditions outlined in the EMPr.			
	4	The ECO must form part of the project management team and attend all project meetings.			
	5	The contractor must ensure that the construction crew attend an environmental briefing and training session presented by the ECO before commencing activities on site.			
	6	Report on environmental compliance at the monthly site meetings.			
	7	The final audit during the rehabilitation phase			
Permitting	9	The requisite permits, licences and authorisations must be obtained from the prior to the commencement of construction activities	• BLM		Pre-Construction
Method Statements	10	The Method Statement must cover applicable details with regard to: • Details of the responsible person/s • Construction procedures • Materials and equipment to be used	• Contractor	Signed and Approve Method Statements	Pre-Construction

		• Getting the equipment to and from site • How the equipment/material will be moved while on-site • How and where material will be stored • The containment (or action to be taken if containment is not possible) of leaks or spills of any hazardous liquid or material that may occur • Timing and location of activities • Compliance/non-compliance with the Specifications • Any other information deemed necessary by the Site Manager			

1.6 Construction Phase and operational phases

The environmental management measures applicable to the construction and operational phases of the project are presented in Table 5.1 overleaf. In order to facilitate monitoring and auditing, the table has been structured to indicate the aspect (or impact) to be addressed, the environmental management measure to be implemented and the parties responsible for implementation. The following aspects are addressed:

Table 3: Aspects addressed

• Establishment of construction camps • Safety and security • Waste management • Stockpiling of topsoil and relevant material • Stormwater and drainage • Construction materials and stockpiling • Batching sites • Fuel and hazardous material handling, use and storage • Social Impact	• Protection of natural features, flora and fauna • Spillages • Control and management of alien vegetation • Water pollution control • Fires • Management of heritage resources • Dust and air quality management • Spoil sites • Site clean-up and rehabilitation

• Erosion and sedimentation control • Noise management	• Monitoring and auditing programme

Table 5: Environmental specifications applicable to the construction and operational phases of the project

Aspect	Ref	Mitigation Measure	Responsible	Monitoring Method	Performance Indicator	Timeframe
Site Camp	11	Submit a method statement for Site Camp establishment for acceptance by MLM and the ECO before the start of construction activities.	Contractor Engineer PEM	Observation Method Statement	Approved MS Site boundary Signage	Construction commencement
	11.1	Locate the Site Camp at a position accepted by MLM and the ECO. Provide water and / or washing facilities at the Site Camp for personnel				
	11.2	Establish a suitably fenced Site Camp at the start of the contract, which will allow for site offices, vehicle, equipment, material and waste storage areas to be consolidated as much as possible.				
	11.3	Demarcate construction site boundaries upon establishment. Control security and access to the site. Fence off site boundaries to the satisfaction of the ECO and ensure that plant, labour and materials remain within site boundaries. Only designated areas may be used for the storage of materials, machinery, equipment, site offices and accommodation facilities.				
	11.4	Designate the area beyond the boundary of the site as “No go” areas for all personnel on site. No vehicles, machinery, materials or people shall be permitted in the “No go” area at any time without permission of the ECO. Throughout the period of construction, the Contractor shall restrict all activities to within the				

Aspect	Ref	Mitigation Measure	Responsible	Monitoring Method	Performance Indicator	Timeframe
		designated areas on the construction layout plan. Any relaxation or modification of the construction layout plan is to be approved by the Engineer, PEM and ECO.				
	11.5	The Contractor shall take detailed colour photographs of the proposed sites before any clearing may commence. These records are to be kept for consultation during rehabilitation of the site.				
	11.6	The following restrictions and constraints are applicable to the construction camps, and construction staff in general, and should be monitored by the Engineer, Contractor, PEM and ECO: • The use of rivers and streams for washing of clothes and kitchen utensils; • The use of welding equipment, oxy-acetylene torches and other bare flames where veld fires constitute a hazard; • Indiscriminate disposal of rubbish or construction wastes or rubble; • Littering of the site; • Spillage of potential pollutants, such as petroleum products; • Collection of firewood; • Poaching of any description; • Any non-use of designated ablution facilities; and				

Aspect	Ref	Mitigation Measure	Responsible	Monitoring Method	Performance Indicator	Timeframe
		• Burning of wastes and/or cleared vegetation.				
Vegetation clearing:	12	• The natural vegetation encountered on the site is to be conserved and left as intact as much as possible. • Only trees and shrubs directly affected by the works, and such others as may be felled or cleared after obtaining a written approval. • Any protect tree species may not be felled or destroyed without a permit from the relevant competent authority.				
Water for human consumption	13	Water for human consumption should be available at the site offices and at other convenient locations on site.				
Open Fires	14	The Contractor shall ensure that energy sources are available at all times for construction activities, and supervision personnel, for heating and related purposes				
Eating areas	15	The Contractor shall provide designated eating areas for employees. Personnel shall only be permitted to eat in these areas and no littering, alcohol abuse or drugs shall be allowed on site. Smoking areas must also be designated in vicinity of the eating areas but not within the eating facility, so as to accommodate the non-smokers.				

Aspect	Ref	Mitigation Measure	Responsible	Monitoring Method	Performance Indicator	Timeframe
	16	The Contractor shall provide the necessary waste bins at these areas and bins shall be emptied on a regular basis. The collected waste shall be stored in a designated waste storage area that has been approved by the Engineer, PEM, and ECO.				
Access control	17	• The Contractor must provide the necessary access control at the site camp entrance. • Any personal entering the site must comply with covid related protocol.				
Working Hours	18	The Contractor must ensure that construction activities are limited to daylight hours (06:00 AM - 18:00 PM), Mondays to Saturdays order to negate or reduce visual impacts associated with Lighting as well as the noise impacts. Where the alignment passes through or close to residential areas; no construction work may be undertaken close to residential areas on Sundays.	Contractor	Work schedule	Compliance with Labor No complaints	Throughout Construction
	18.1	The Contractor shall be familiar with all relevant local by-laws and regulations concerning noise, hours of operation etc. and shall adhere to these by-laws and regulations. Only emergency work shall be allowed on Sundays and at night.				
	18.2	The Contractor shall negotiate for any permits requiring deviation from local bylaws and/or regulations. The Contractor shall be held responsible for any complaints received from the authority and/or public with respect to any contravention of the agreed conditions. Other work				

Aspect	Ref	Mitigation Measure	Responsible	Monitoring Method	Performance Indicator	Timeframe
		outside of normal hours shall be subject to consultation with residents in close proximity of the construction site that will be affected by the noise				
Safety and Security	19	Ensure that emergency procedures (in relation to fire, spills, contamination of the ground, accidents to employees, use of hazardous substances, battery handling, etc.) are established prior to commencing construction. Submit these emergency procedures to MLM and the ECO for approval.	Contractors	Visual inspection and approval by CR, RE and ECO.	Number of safety reported and recorded	Throughout Construction
	19.1	Make all emergency procedures available, including responsible personnel, contact details of emergency services, etc. to all the relevant personnel. Clearly demarcate emergency procedures at the relevant locations around the site.				
	19.2	Provide suitable emergency and safety signage on site and demarcate any areas which may pose a safety risk (including hazardous substances, deep excavations etc.).				
	19.3	Secure the Site Camp, particularly to restrict unauthorised access to fuels and any other hazardous substances.				
	19.4	Store all construction material and equipment in locked containers within the Site Camp. Employ 24-hour security for the Site Camp.				
	19.5	Liaise with the local fire-firefighting department with regards to emergency procedures.				
Environmental Awareness Training	20	The contractor shall ensure that adequate environmental training takes place. All employees shall have been given an induction presentation on environmental awareness. Where possible, the presentation needs to be conducted in the language of the employees. The environmental awareness training can be in a form of toolbox talks, inductions	Contractors	• Check training attendance register	• Proportion of workers that completed	• Before workers start working on-site

Aspect	Ref	Mitigation Measure	Responsible	Monitoring Method	Performance Indicator	Timeframe
		and emergency drills and these should, as a minimum, include the following topics; • Aspect and impacts of the construction activities on the environment and the relevant mitigation thereof. as per EMP. • Waste management – Potential impact of construction waste and activities on the environment; • • Water management • Protection of Flora and Fauna • Housekeeping and no littering • Hydrocarbon spill management • Hazardous substances handling storage • Incidents management • Fire prevention • Erosion control • Soil management • Alien invasive vegetation Management • Protection of sensitive areas • Protection of areas of heritage importance and reporting procedure for heritage finds.		• Observe whether activities are executed in line with EMPr requirements	environmental training • Compliance of workers with EMPr	• Before additional activities are undertaken • When new staff start work on site

Aspect	Ref	Mitigation Measure	Responsible	Monitoring Method	Performance Indicator	Timeframe
		• Any other key measures in the EMPr relevant to worker's activities; How incidents and suggestions for improvement can be reported; and • Ensure that all attendees remain for the duration of the training and on completion sign an attendance register that clearly indicates participants' names.				
Complaints Register / Grievance Mechanism	21	Maintain and disclose a complaints register. The register must record: • Complainant name and contact details; • Date complaint was lodged; • Person who recorded the complaint; • Nature of the complaint; • Actions taken to investigate the complaint and outcome of the investigation; • Action taken to remedy the situation; and • Date on which feedback was provided to complainant • Address complaints and take appropriate corrective action.	BLM Contractors	Keep record of all Complaints.	• Register on site • Complaints followed up and closed out	Duration of construction activities
Top Soil Management	22	Designate areas outside the development footprint as	Contractors	Observation		Before construction

Aspect	Ref	Mitigation Measure	Responsible	Monitoring Method	Performance Indicator	Timeframe
		"No go" areas.			• Incidence of erosion • Dispersed topsoil	commences
	22.1	Designate and demarcate areas to be used for topsoil stockpiling.				During Vegetation clearing and construction
	22.2	Remove topsoil (up to a maximum of 30 cm depth)				
	22.3	Strip and store topsoil and subsoil separately. Striped topsoil must be stored and used for rehabilitation.				
	22.4	Stockpile topsoil prior to the commencement of construction activities (stockpile no higher than 2m) and conserve topsoil for landscaping and rehabilitation.				
	22.5	Locate topsoil stockpiles in an area protected from the wind and agreed to with the ECO.				
	22.6	Locate topsoil stockpiles away from aggregate, cement, concrete, fuels, litter, oils, domestic and wastes.				
Vegetation Clearing	23	Vegetation clearing must be kept to an absolute minimum. Mitigation measures must be implemented to reduce the risk of erosion and the invasion of alien species.	BLM	• Observation • Review of Records • Sensitivity assessment	• Size of area cleared relative to development footprint • Size of area disturbed outside of	Throughout construction
	23.1	Obtain the requisite permits before clearing vegetation.				
	23.2	Only clear areas as per the approved Method Statement.	Contractor			
	23.3	Ensure that no vegetation is removed or disturbed outside the delineated construction site boundary,				

Aspect	Ref	Mitigation Measure	Responsible	Monitoring Method	Performance Indicator	Timeframe
		i.e., limit the footprint area of the construction activity to what is absolutely essential.			construction site boundary • No signs of erosion • Permit on file • Number of SCC relocated	
	23.4	Immediately stabilize slopes that are disturbed / cleared for construction with any appropriate erosion stabilisation technique to prevent erosion.				
	23.5	Avoid removal and damage of SCC and provincially protected plants where possible.				
	23.6	Excavations must be barricaded/ fenced off at all times.				
Hazardous materials	24	Design and construct hazardous material storage facilities, particularly biofuel storage, with suitable impermeable materials and a minimum bund containment capacity equal to 110% of the largest container.	Contractors	Visual Observation	• Number of incidents of non-compliance with safety procedures concerning hazardous materials, including waste materials.	Throughout construction
	24.1	Ensure that contaminants (including cement) are not placed directly on the ground (e.g., mix cement on plastic sheeting).				
	24.2	Develop (or adapt and implement) procedures for the safe transport, handling and storage of potential pollutants.				
	24.3	Keep Material Safety Data Sheets for all hazardous materials on site and ensure that they are available for reference by staff responsible for handling and storage of materials.				
	24.4	Place appropriately sized drip trays under stationary vehicles and equipment– ensure these are				

Aspect	Ref	Mitigation Measure	Responsible	Monitoring Method	Performance Indicator	Timeframe
		purposefully placed to capture any spillage of fuel, oil, etc.			• Number of spills of hazardous materials, including waste materials; • Cost of cleaning up spills. • Evidence of contamination and leaks	
	24.5	Clean up any spills immediately, through containment and removal of free product and appropriate disposal of contaminated soils.				
	24.6	Undertake regular service and maintenance of vehicles and machinery to prevent equipment failures and subsequent diesel spillage.				
Use of Concrete and Cement	25	The contractor is advised that cement and concrete are regarded as highly hazardous to the natural environment due to their high pH and the chemicals contained therein. To avoid ground pollution the following must be adhered to: • Concrete shall be mixed on mortar boards and not directly on the ground • The visible remains of the concrete, either solid, or from washings shall be physically removed immediately and disposed of	Contractors	Observation Method Statement	• Number of incidents of batching outside works footprint • Contamination of water and soil	Throughout construction

Aspect	Ref	Mitigation Measure	Responsible	Monitoring Method	Performance Indicator	Timeframe
		appropriately at a registered waste disposal site.			• Visible litter / waste on site.	
	25.1	Use Ready-Mix concrete rather than batching were possible.				
	25.2	Ensure that cement truck delivery chutes are cleaned in a designated area where wastewater can be disposed of in the correct manner. A suitable washing facility is to be developed on site in consultation with the ECO.				
	25.3	Place empty cement bags in bins and dispose of bags as waste to a licensed waste disposal facility.				
	25.4	Clean excess aggregate / stone chip / gravel / pavers into piles and dispose at a licensed waste disposal facility.				
Waste Management	26	An integrated waste management approach must be implemented that is based on waste minimisation and must incorporate reduction, recycling, re-use and disposal where appropriate. Any solid waste shall be disposed of at a landfill licensed in terms of section 20 (b) of the National Environment Management Waste Act, 2008 (Act No.59 of 2008).	BLM	• Approved Waste Methos Statement • Observation • Check waste disposal certificates	• Monitor procedures to ensure the waste management plan is implemented. • Litter visibility • Availability of waste bins and skips	• Before start of activities on site • Throughout construction
	26.1	Submit a method statement for waste management (including hazardous waste).				
	26.2	Aim to minimise waste through reducing and re-using (packaging) material.	Contractors			

Aspect	Ref	Mitigation Measure	Responsible	Monitoring Method	Performance Indicator	Timeframe
	26.3	Train all staff in the effects of debris and litter in the environment and appropriate disposal procedures.			• Separation of waste • Waste Balance • Reduced quantities of waste to landfill overtime	
	26.4	Provide clearly labelled and color-coded bins to encourage waste recycling.				
	26.5	Provide separate bins for hazardous / polluting materials and mark these clearly. Store hazardous / polluting materials on impermeable ground until it is disposed of / collected.				
	26.6	Prevent littering by construction staff at work sites by providing bins or waste bags in sufficient locations.				
	26.7	Avoid bury and burning of waste on site.				
	26.8	Ensure that waste disposal certificates are kept on file and on site.				
Stormwater management	27	A comprehensive storm water management plan and method statement must be developed and implemented to control storm water and runoff water on the site and prevent off-site migration of contaminated storm water or increased soil erosion.	Contractors	Visual Observation	• Incidence of stormwater contamination • Visible leaks/ water Wastage • Visible surface erosion • Compliance with SWMP	Throughout construction
	27.1	Submit a method statement for Stormwater Management.				
	27.2	Use berms and stormwater drainage systems to prevent surface run-off from entering site excavations.				
	27.3	Construct all drainage channels and stormwater drainage systems according to the engineer's design				

Aspect	Ref	Mitigation Measure	Responsible	Monitoring Method	Performance Indicator	Timeframe
	27.4	Install temporary diversion systems / berms around the construction site or at certain problematic areas (including temporary access roads and parking bays) during construction to prevent ponding, flooding or contamination of stormwater with contaminants.				
	27.5	Temporary roads should be kept to a minimum to avoid multiple access routes/roads and should only be constructed if absolutely necessary.				
	27.6	Temporary parking bays/roads should consist of a compacted coarse gravel layer (if necessary).				
	27.7	Any construction material stockpiles should be protected by berms (or another mechanism) to ensure that material cannot be mobilised by runoff and/or potentially block the stormwater system.				
	27.8	Place oil traps under stationary machinery, only re-fuel machines at designated fuelling points, immediately clean oil and fuel spills and dispose contaminated material (soil, etc.) at licensed sites only.				
	27.9	Ensure that spill kits appropriate to the hazardous substance/s are always available on the site.				
	27.10	Inspect the site weekly for signs of spills.				
	27.11	Ensure that onsite sanitation facilities are appropriately designed, are well maintained and serviced regularly.				
	27.12	Excavations filled with rainwater may be pumped out and the water released into the environment.				
	27.13	Handle and store waste in such a way as to prevent mixing with water.				
	27.14	Ensure vehicles and equipment are in good working order.				

Aspect	Ref	Mitigation Measure	Responsible	Monitoring Method	Performance Indicator	Timeframe
	27.15	Inspect the site for signs of spills.				
Dust Management	28	Fugitive/nuisance dust must be reduced by implementing the following dust abatement techniques:	Contractors	• Observation	• Dust emanating from the construction activities • Complaints	• Throughout • construction
	28.1	Stabilise exposed surfaces as soon as is practically possible.				
	28.2	Avoid clearing of vegetation until absolutely necessary (i.e., just before excavations).				
	28.3	Avoid transport of materials which may generate dust under high wind conditions or when a visible dust plume is present.				
	28.4	Implement dust suppression measure as and when dust is expected or noted.				
	28.5	Minimise dust generated off stockpiles: • Locate piles in sheltered areas where possible; • Place the stockpile lengthwise into the wind; • Minimise the slope of the stockpile (maximum slope of 2:1); • Limit stockpile sizes; • Install barriers on three sides of the stockpile (maximum 50% material porosity) if required;				

Aspect	Ref	Mitigation Measure	Responsible	Monitoring Method	Performance Indicator	Timeframe
		• Limit activity to the downwind side of the pile; • Use the last in – first out system of stockpile management; and • Cover stockpiles when not in active use for some time and / or use an environmentally friendly chemical spray to bind soil.				
	28.6	Reduce airborne dust at construction sites through: • Dampening dust-generating areas with non-potable water if available (and necessary); • Use of cloth or brush-barrier fences; and • Covering dumps or stockpiles of lose material with plastic sheeting or netting, especially during windy conditions.				
	28.7	Limit vehicle speeds to 20 km/h on unconsolidated and non-vegetated areas.				
	28.8	Cover trucks transporting loose material to or from site with tarpaulins, plastic or canvas.				
Erosion management	29	Appropriate erosion mitigation must be implemented to prevent any potential erosion.	Contractors	• Observation		Throughout construction

Aspect	Ref	Mitigation Measure	Responsible	Monitoring Method	Performance Indicator	Timeframe
	29.1	Ensure that all roads and tracks used for construction have the appropriate water diversion / erosion control structures.		• Complaints register	• Visible surface erosion	
	29.2	Stabilise slopes disturbed / cleared for construction with geofabric or another appropriate erosion stabilisation technique if erosion does occur.				
	29.3	Increased run-off during construction must be managed using berms and other suitable structures as required to ensure flow velocities are reduced; this must be done in consultation with the ECO.				
	29.4	Where watercourses are adjacent to the construction areas and these areas slopes toward the watercourses, install sediment barriers along the edge of the construction areas as necessary to prevent sediment flow into the watercourses.				
	29.5	Sediment barriers must be properly maintained throughout construction and reinstalled as necessary until replaced by permanent erosion controls or restoration of adjacent upland areas is complete.				
Noise Management	30	The following noise abatement measure must be implemented on site.	Contractors	• Complaints records • Listening	• Recorded complaints	During Construction
	30.1	Limit construction activities to Mondays to Saturdays between the hours of 07h00 and 18h00, or in accordance with relevant municipal bylaws, if applicable				

Aspect	Ref	Mitigation Measure	Responsible	Monitoring Method	Performance Indicator	Timeframe
	30.2	Control the use of radios, and other electronics used by workers to a level that does not disturb neighbouring residents/tenants.				
	30.3	Maintain all generators, vehicles, vessels and other equipment in good working order to minimise exhaust fumes and excess noise.				
	30.4	All equipment shall be operated within specifications and capacity (i.e., do not overload machines).				
	30.5	Compliance with the appropriate legislation with respect to noise is mandatory.				
	30.6	All noise-making equipment shall be turned off when not in use.				
	30.7	The Contractor will familiarise himself with, and adhere to, any local bylaws and regulations regarding the generation of noise and The Contractor must endeavour to keep noise generating activities associated with construction activities to a minimum.				
	30.8	Construction staff should be given “noise sensitivity” training.				
	30.9	Investigate and respond to complaints about excessive noise and take appropriate corrective action.				

Aspect	Ref	Mitigation Measure	Responsible	Monitoring Method	Performance Indicator	Timeframe
Fire Management	31	A fire Management Plan must be put in place by the Contractor. Nearby landowners must be consulted in order to incorporate their specific firefighting measures. The following measures must be taken to manage fire on site:	Contractors	• Inspect attendance register for training sessions • Inspect fire extinguishers and certificates	• Number of fire incidents Serviced extinguishers in appropriate locations.	Throughout construction
	31.1	Ensure that no fires are permitted on or adjacent to site.				
	31.2	Ensure that sufficient fire-fighting equipment is available on site.				
	31.3	Designated smoking areas must be provided, with special bins for discarding of cigarette butts.				
	31.4	Equip all hazardous substance stores and waste storage areas with fire extinguishers.				
	31.5	Fuels or chemicals must be stored at the designated storage area. Ensure that all personnel on site are aware of the location of firefighting equipment on the site and how the equipment is operated.				
	31.6	Awareness raising on emergency response. All the necessary precautions to ensure that fires are not started as a result of activities on site must be implemented.				
	31.8	The nearest Fire Department must be contacted in case of emergency. The contact details must be made available on site and clearly displayed together with other emergency numbers.				
	31.9	Firefighting equipment must be serviced.				

Aspect	Ref	Mitigation Measure	Responsible	Monitoring Method	Performance Indicator	Timeframe
Water Conservation	32	Ensure that all the water used on site is obtained from an authorized water source. The client/ECO shall point out to Contractors where they can obtain water for construction purposes (e.g., water for dust suppression as well as for drinking). Contractors shall not make use of/collect water from any other source than those allocated to them as suitable for use.	Contractor	• Monthly consumption records	• No obvious waste • Reduction in consumption volumes	• Throughout
	32.1	Use water sparingly and conserve water whenever possible.		• Complaints register	• No complaints	
	32.2	No construction camp or storage should be placed in proximity to the water courses.				
	32.3	• Activities taking place on rivers and riverbanks must be authorised by the DWS or consent sought. • No activities may proceed within or in proximity to watercourses without a Water Use License permitting the activity.		• Observation	• Licence or consent from the DWS	
Invasive species control	33	Mitigation measures to reduce the impact of the introduction of alien invaders, as well as mitigation against alien invaders should be Actively maintained on site. The following measure must be implemented.	Contractor	• Check evidence of • alien vegetation	• Construction footprint • and road reserve clear • of alien vegetation	• Throughout construction
	33.1	Remove all alien and weed species encountered within areas disturbed by construction activities.				

Aspect	Ref	Mitigation Measure	Responsible	Monitoring Method	Performance Indicator	Timeframe
	33.2	Manual removal of alien invasive is recommended, instead of chemical.				
	33.3	Alien plants must be removed consistently as soon as they are detected and any proclaimed weed or alien species that germinates shall be removed before flowering.				
	33.4	Dispose of removed alien plant material at a licensed waste disposal site				
Visual aspects	34	Visual impacts must be reduced by minimising areas of surface disturbance, controlling erosion, using dust suppression techniques, and restoring exposed solid as closely as possible to their original contour and vegetation. • Control litter and keep construction site as clean and neat as possible. • Attach signs to existing structures to avoid free standing signs in the landscape during the construction period as much as possible. • Keep the construction site clean and neat at all times.	Contractor	• Observation	• Complaints Register	• Throughout construction
Ablution facilities	35	Provide ablution facilities (i.e., chemical toilets) for all site staff at a ratio of 1 toilet per 15 workers (absolute minimum 1:25)	Contractor	• Records of waste disposal	• Number of pollution incidents	• Throughout construction
	35.1	Secure all temporary / portable toilets to the ground to the satisfaction of the ECO to prevent them toppling due to wind or any other cause.				
	35.2	Maintain toilets in a hygienic state (i.e., toilet dispensers to be provided, toilets to be cleaned and				

Aspect	Ref	Mitigation Measure	Responsible	Monitoring Method	Performance Indicator	Timeframe
		serviced regularly (at least "twice- monthly" by an appropriate waste contractor), and toilets to be emptied before long weekends and builders' holidays.				
	35.3	Remove / appoint an appropriate Sub-Contractor to remove accumulations of chemicals and treated sewage from the site and dispose of at an approved waste disposal site or wastewater treatment works.				
	35.4	Ensure that no spillages occur when the toilets are cleaned or emptied. Repeated incidents of spillage of chemicals and or waste (i.e., more than one incident), will require toilets to be placed on a solid base with a sump.				
	35.5	The toilets must be easily accessible and should be positioned within walking distance from the working area.				
	35.6	It is further recommended that the contractor must provide separate toilets for the male and females as sharing of toilets by two genders may not be hygienic.				
	35.7	Performing ablutions outside the toilet facilities is strictly prohibited and the use of the veld for this purpose shall not, under any circumstances, be allowed.				
	35.8	Toilets shall not be placed in areas susceptible to standing or flowing water and shall be sited away from any identified ecologically sensitive areas. It should be ensured that the entrances to toilets are adequately screened from public view.				
	35.9	The positioning of the chemical toilets is to be done in consultation with the ECO. The Contractor shall arrange for regular emptying of toilets and will be entirely responsible for enforcing their use and for				

Aspect	Ref	Mitigation Measure	Responsible	Monitoring Method	Performance Indicator	Timeframe
		maintaining such latrines in a clean, orderly and sanitary condition to the satisfaction of the ECO.				
Protection of archaeological and paleontological resources	36	Inform employees and contractors that archaeological or paleontological artefacts, including human skeletal remains, might be exposed during construction activities.	Contractors	Visual inspection	Size of disturbed areas.	Before construction commences During earthworks
	36.1	Report the presence of graves or human remains, fragments of fossil bone, ostrich egg and stone fragments to provincial Heritage.				
	36.2	Should any heritage artefacts be exposed during excavation, work on the area where the artefacts were discovered, shall cease immediately and the Environmental Control Officer shall be notified as soon as possible.				
	36.3	Contractors and workers shall be advised of the penalties associated with the unlawful removal of cultural, historical, archaeological or palaeontological artefacts, as set out in the National Heritage Resources Act (Act No. 25 of 1999), Section 51.				
	36.4	All discoveries shall be reported immediately to a heritage practitioner so that an investigation and evaluation of the finds can be made. Acting upon advice from these specialists, the Environmental Control Officer will advise the necessary actions to be taken; Under no circumstances shall any artefacts be removed, destroyed or interfered with by anyone on the site.				

Aspect	Ref	Mitigation Measure	Responsible	Monitoring Method	Performance Indicator	Timeframe
Fauna	37	Under no circumstances shall any animals be handled, removed, killed or be interfered with by the Contractor, his employees, or his subcontractors' employees.				
	37.1	Prior to commencement of the project, the Contractor must identify a specialist who will assist in handling dangerous fauna (e.g., snakes) whenever they are found and are interfering with the project activities on site.				
	37.2	No hunting of fauna and flora shall be tolerated by the Contractor or his personnel on the Site.				
	37.3	The Contractor and his employees shall not bring any domesticated animals onto the site. The contractor shall keep the site clean and tidy from any waste that can attract animals.				
Riparian Vegetation	38	In the case of pollution of any surface or groundwater, the Regional Representative of the Department of Water and Sanitation must be informed immediately.	Contractor	Observation to verify the labels on equipment		Continuous throughout the construction phase
	38.1	Store all litter carefully so it cannot be washed or blown into the water course. Construction vehicles are to be maintained in good working order so as to reduce the probability of leakage of fuels and lubricants.				
	38.2	A walled concrete platform, dedicated store with adequate flooring or bermed area should be used to				

Aspect	Ref	Mitigation Measure	Responsible	Monitoring Method	Performance Indicator	Timeframe
		accommodate chemicals such as fuel, oil, paint, herbicide and insecticides, as appropriate, in well-ventilated areas.				
	38.3	Storage of potentially hazardous materials should be above any 100-year flood line or the functional wetland boundary (and its associated buffer zone). These materials include fuel, oil, cement, bitumen etc.;				
	38.4	Surface water draining off contaminated areas containing oil and petrol would need to be channeled towards a sump which will separate these chemicals and oils.				
	38.5	Concrete is to be mixed on mixing trays only, not on exposed soil.				
	38.6	Concrete and tar shall be mixed only in areas which have been specially demarcated for this purpose.				
	38.7	After all construction has been complete, waste construction material must be removed from the batching area and disposed of at an approved dumpsite.				
	38.8	All construction materials liable to spillage are to be stored in appropriate structures with impermeable surface.				
	38.9	Portable ablution facilities are to be provided and maintained for construction crews. Maintenance of				

Aspect	Ref	Mitigation Measure	Responsible	Monitoring Method	Performance Indicator	Timeframe
		portable ablution facilities must include their cleaning removal without sewage.				
Traffic	39	Manage construction sites and activities so as to minimise impacts on road traffic as far as possible, e.g.: • Attempt to arrange delivery of materials when it will least disrupt traffic; • Stagger deliveries, if possible, rather than concentrating them during "rush" hours; and • Whew possible, keep construction materials and machinery at the construction site throughout the construction period.	Contractors		Number of incidents and complaints Number of vehicles travelling to site each day Condition of vehicles.	
	39.1	Use appropriate road signage, in accordance with the South African Traffic Safety Manual, providing flagmen, barriers etc. at the various access points when necessary.				
	39.2	Ensure that large construction vehicles are suitably marked to be visible to other road users and pedestrians.				
	39.3	Ensure that all safety measures are observed and that drivers comply with the rules of the road.				
	39.4	Investigate and respond to complaints about traffic.				
	39.5	Manage construction sites and activities to minimise impacts on road traffic as far as possible, e.g., minimise the unnecessary movement of construction vehicles.				

Aspect	Ref	Mitigation Measure	Responsible	Monitoring Method	Performance Indicator	Timeframe
Aquatic Ecosystems	40	Clearing of vegetation should be scheduled for the drier winter months and limited to areas immediately needed for construction.	Contractors			
	40.1	Where wetlands cannot be avoided, any loss of wetland structure and functioning must be compensated.				
	40.2	Ensure that no flows are altered, i.e., flows are not diverted or impounded by the physical structure of the road or any activities.				
	40.3	All sorts of bridges (temporary or planned) must, if at all possible, span the entire width of the channel and floodplain so as to avoid disturbance to the riparian zones of rivers.				
	40.4	Adequate drainage must be included in the road design so as to ensure effective drainage of wetland areas.				
	40.5	Sensitive areas, where the possibility of impact is high, should be monitored before and after construction so as to detect changes in the present state of aquatic biota, as appropriate.				
	40.6	The design and construction of a surface stormwater drainage system must be done in a manner that would protect the quality and quantity of the downstream system. The use of swales, which could then be grassed for the operational phase, is recommended as the swales would attenuate runoff water (ensure that water released off-site is off a better quality).				
Social Impact Management	41	MLM must ensure that key policies and plans (including appropriate monitoring regimes) on the employment, empowerment and skills development of local people are developed to effectively manage the key social issues associated with the project.	BLM Contractor	Policies Complaints register	No Complaints from local communities	Throughout the project

Aspect	Ref	Mitigation Measure	Responsible	Monitoring Method	Performance Indicator	Timeframe
	41.1	Without compromising construction and operation activities and schedules, local labour should be employed as far as possible. Those successful in obtaining employment should be provided with the appropriate skills development and training. Communication channels between the Contractor, local community structures and the South African Police Services (SAPS) should be developed and maintained in order to facilitate effective management of the local workforce.				
	41.2	Ensure that central service nodes (schools, clinics, water points, etc.) remain easily and safely accessible.				
	41.3	The Contractor is to submit the names of all personnel on site (those permanently living on site and those travelling to and from the site each day). Personnel will only be permitted to eat and smoke in cordoned-off areas and no littering, alcohol or drugs will be allowed on site.				
Hazardous Material	42	The Contractor must comply with all national, and regional legislation, and with all the applicable municipal by-laws with regard to the storage, transport, use and disposal of petroleum, chemical, harmful and hazardous substances and materials.	ECO & Contractor	Hazardous material data sheet Incident reports	No incidents	Continuous throughout the construction phase
	42.1	The Contractor will furthermore be responsible for the training and education of the construction staff, on use, handling and disposal of material.				
	42.2	The contractor will be responsible for establishing an emergency procedure for dealing with spills or toxic substances.				
	42.3	Storage of all hazardous material is to be safe, tamper proof and under strict control.				

Aspect	Ref	Mitigation Measure	Responsible	Monitoring Method	Performance Indicator	Timeframe
	42.4	Petroleum, chemical, harmful and hazardous waste throughout the site must be stored in appropriate, well-maintained containers.				
	42.5	Exercise extreme care with the handling of diesel and other toxic solvents to ensure that spillage is minimised.				
	42.6	Any accidental chemical / fuel spills have to be corrected immediately.				
Oil Spill Management	43	The Contractor must prevent potential oil spills during the construction activities.	Contractor	Observation Spill Management Incident Register	No unattended Incidents	Throughout construction and post construction.
	43.1	• Fuels, oils, hydraulic fluids, cement etc. must be stored in properly contained areas so as to minimize accidental spillage. • No hazardous or toxic chemicals or substances should be stored where there could be accidental leakage into subterranean water supplies.				
	43.2	All soil contaminated, for example, by leaking machines, refueling spills etc. is to be excavated to the depth of contaminant penetration, placed in 200ℓ drums and removed to an appropriate landfill site. The Contractor must ensure that spill kits are readily available on site and must be used in case of spillages.				
	43.3	Accommodation must be made for oil leaks that may occur from vehicle sumps. This can be achieved by providing a drip tray for each vehicle.				
	43.4	All spills must be reported to the ECO within 24 hours of the spill via a flash report.				

Aspect	Ref	Mitigation Measure	Responsible	Monitoring Method	Performance Indicator	Timeframe
	43.5	The oil spill cleanup and rehabilitation procedure need to be implemented.				
Borrow pits and quarries	44	The contractor must be in possession of such approvals or copies thereof before the commencement of any blasting activities.	BLM	Doc Review Site Observation	Borrow pit Permits from Competent Authority	Before and During Construction
	44.1	All borrow pits and quarries must be clearly indicated on site plans and must be placed where suitable material can be obtained, but outside of ecologically sensitive areas and as far as possible from bult up areas.				
	44.2	Prior to establishing and opening any borrow pits and quarries a search and rescue operation from bulbs and other indigenous plants of value must be done with the assistance of the SHE Officer and ECO.				
	44.3	Excavations, drilling and earthworks must be done in such a way as to minimise the extent of any impacts on neighbouring communities, the general public or the environment, with specific reference to air pollution and noise impacts.				
	44.4	Rehabilitation of the borrow pits and quarries must be done in accordance with the rehabilitation plan, forming part of the approved mining license/permit.				
Site clean Up and Rehabilitation	45	On completion of the construction works the Contractor shall ensure that all structures, equipment, materials (including concrete slabs and braai areas), waste, rubble, notice boards, fences and other temporary features are removed with minimum damage to the surrounding area. The Contractor shall clear and clean the site to the satisfaction of the Engineer. Cleared areas will	BLM Contractor			Post Construction

Aspect	Ref	Mitigation Measure	Responsible	Monitoring Method	Performance Indicator	Timeframe
		require ripping and the re-spreading of topsoil to facilitate vegetative growth.				
	45.1	The contractor must ensure that all temporary structures, materials, waste, and facilities used for construction activities are removed upon completion of the project.				
	45.2	Fully rehabilitate all disturbed areas and protect them from erosion.				
	45.2	No waste of any nature must be buried on the site or on any other land within the site.				
	45.3	In the case of accidental spills of oil or chemicals during construction, the affected soil shall be dug out and replaced with fresh topsoil.				
Operation Management Programme	46	• After construction, the land must be cleared of rubbish, surplus materials, and equipment, and all parts of the land must be left in a condition as close as possible to that prior to construction. • Ensure that the vegetation disturbed during construction is rehabilitated and prevent the colonisation of the disturbed area by invasive alien plant species. • Ensure that maintenance work does not take place haphazardly, but according to a fixed plan and only within the dedicated road reserves.		Complaints register. Observation.		

Aspect	Ref	Mitigation Measure	Responsible	Monitoring Method	Performance Indicator	Timeframe
		• Cordon off areas that are under rehabilitation as no-go areas using danger tape and steel droppers. If necessary, these areas should be fenced off to prevent vehicular and pedestrian access until such time that rehabilitation was successful. • Maintenance workers may not trample natural vegetation and work should be restricted to previously disturbed footprint. In addition, mitigation measures as set out for the construction phase should be adhered to. • Address erosion donga crossings, applying soil erosion control and bank stabilisation procedures as specified by the ECO. • Repair all erosion damage as soon as possible and in any case not later than six months before the termination of the Maintenance Period to allow for sufficient rehabilitation growth. • Monitor rehabilitation for at least three years after construction is complete. If monitoring observed failed rehabilitation or				

Aspect	Ref	Mitigation Measure	Responsible	Monitoring Method	Performance Indicator	Timeframe
		erosion, corrective action should be taken immediately to determine the cause and correct the problem.				
Monitoring of EMPR Compliance	47	To implement an on-going monitoring and performance audit programme: • The contractor must ensure the correct and successful implementation of mitigation measures in order to reduce adverse environmental impacts. • Monitoring of the general implementation of/adherence to the EMPr shall be the responsibility of the project manager. • Reporting on adherence/compliance to stipulations as communicated to contractors, shall take place during scheduled site meetings. • Regular site meetings by the project team. • Continuous induction of staff and visitors on the EMPr conditions and requirements. • Put in place non-conformance, prevention and corrective procedures.	BLM	• Observation. • Checklist. • Daily Register. • Attendance Registers. • Photographic evidence. • Audit and Monitoring Reports.		On-going post rehabilitation
Document Control	48	• A copy of the EMPr must be made available on site at all times.	Contractor			

Aspect	Ref	Mitigation Measure	Responsible	Monitoring Method	Performance Indicator	Timeframe
		• The EMPr will be used as referral as the project progresses.				

9 MONITORING PROGRAMME

This section focuses on the systems and procedures required to ensure that the environmental specifications contained in the EMPr are effectively implemented, monitored and recorded. A copy of the EMPr will be available on site at all times.

The appointed ECO is responsible for ensuring compliance with the EMPr. It is recommended that periodic EMPr compliance reports (audits) are compiled by the ECO and submitted to MLM and contractor for review and correction of non-compliance issues. It is the responsibility of the ECO to report any non-compliances to the relevant authorities.

The I&APs must be allowed access to the EMPr document. They have the right to monitor specific aspects of the EMPr in conjunction with the Client; however, no member of the public may enter the construction site without prior approval from the Client.

The ECO shall keep a record of all complaints received from the community and communicate them to the project manager. These complaints must be addressed and mitigated, within reason. Records relating to the compliance/non-compliance with the conditions of the EMPr as well as audits reports shall be kept in good order and shall be made available to Authorities as requested.

OBJECTIVE: Monitor the performance of the control strategies employed against environmental objectives and standards

A monitoring programme must be in place not only to ensure conformance with the EMPr, but also to monitor any environmental issues and impacts which have not been accounted for in the EMPr that are or could result in significant environmental impacts for which corrective action is required. The contractor project manager will work with the site manager of the contractor to ensure that monitoring is conducted and reported. The aim of the monitoring and auditing process would be to routinely monitor the implementation of the specified environmental specifications, in order to:

- **Monitor and audit compliance with the prescriptive and procedural terms of the environmental specifications.**
- **Ensure adequate and appropriate interventions to address non-compliance.**
- **Ensure adequate and appropriate interventions to address environmental degradation.**
- **Provide a mechanism for the lodging and resolution of public complaints.**
- **Ensure appropriate and adequate record keeping related to environmental compliance.**
- **Determine the effectiveness of the environmental specifications and recommend the requisite changes and updates based on audit outcomes, in order to enhance the efficacy of environmental management on site.**

9.1 METHOD OF MONITORING

The independent ECO will ensure compliance with the EMPr and will conduct monitoring activities. The ECO will undertake site inspections on a monthly basis. The ECO will report all non-compliances to the Site Manager and submit such reports to the Developer.

9.2 MONITORING REPORT

A monitoring report will be compiled by the ECO on a monthly basis and must be submitted to the Developer and presented to the project team as deemed practical or with the Final audit

report. The report should include details of the activities undertaken in the reporting period, any non-conformances or incidences recorded, corrective action required and details of these non-conformances or incidents which have been closed out.

10 EMERGENCY PROCEDURES

The Contractor must ensure that all emergency procedures are in place prior to commencing work. Emergency procedures shall include, but are not limited to, fire, spills, contamination of the ground, accidents to employees, use of hazardous substances and materials, etc.

The Contractor shall ensure that lists of all emergency telephone numbers/contact persons (including fire control) are kept up to date and that all numbers and names are posted at relevant locations throughout the construction and operational phases.

10.1 ENVIRONMENTAL INCIDENTS

"Incident" means an unexpected sudden occurrence including a major emission, fire or explosion leading to danger to the public or potentially serious pollution of or detriment to the environment whether immediate or delayed. In terms of Section 30 of the National Environmental Management Act 107 of 1998 (NEMA), the incident must be reported to the Environmental Officer (ECO) as soon as the incident is discovered. The ECO must, through the most effective means reasonably available, provide details of the incident (as outlined in NEMA) to the Director General of the Department of Forestry, Fisheries and Environment (DFFE), the South African Police Services (SAPS) and the relevant fire prevention services, the relevant provincial Head of Department and all persons whose health may be affected by the incident.

The ECO, as the responsible person, must as soon as reasonably practical after knowledge of the incident undertake the following:

- **Take all reasonable measures to contain and minimise the effects of the incident, including its effect on the environment and any risks posed by the incident to the health, safety and property of persons.**
- **Undertake clean-up procedures.**
- **Remedy the effects of the incident.**
- **Assess the immediate and long-term effects of the incident on the environment and public health.**

The ECO, as the responsible person, must, within 14 days of the incident; report to the persons outlined above such information as is available to enable an initial evaluation of the incident. Records of all incidents must be retained for a period not less than five years.

10.2 SAFETY

The Client shall ensure the following:

- **Compliance with the Occupational Health and Safety Act 85 of 1993;**
- **Reasonable measures are taken to ensure the safety of all site staff;**
- **All vehicles using public roads are in a roadworthy condition, drivers adhere to the speed limits, and loads are secured.**
- **All Local, Provincial and National regulations are adhered to; and**
- **All accidents and incidents are recorded and reported to the SHE officer and/or relevant authority (Labour, LEDET etc.).**
- **The SHE officer must have contact details of the nearest emergency rooms (hospitals)**

to the site, of both private and public hospitals.

11 FAILURE TO COMPLY WITH THE ENVIRONMENTAL CONSIDERATIONS

The project manager will, acting reasonably, have the authority to order the contractor to suspend part or all the works if he causes unacceptable damage to the environment by not adhering to the specifications set out above. The suspension will be enforced until such time as the offending parties' actions, procedures and/or equipment are corrected, and adequate mitigation measures implemented.

MUSINA LOCAL MUNICIPALITY

BID NO: 13-2025/26

CONTRACTOR FOR THE CONSTRUCTION OF MABVETE COMMUNITY HALL

C4: SITE INFORMATION

C4.1 LOCALITY PLAN

C4.2 CONSTRUCTION NOTICE BOARD

C4.3 EXISTING SERVICES

C4.4 NATURE OF GROUND CONDITIONS AND SUBSOIL CONDITIONS (THE GEOTECHNICAL REPORT WILL BE PROVIDED TO THE SUCCESSFUL BIDDER)

C4.5 MINISTERIAL DETERMINATION 4: EXPANDED PUBLIC WORKS PROGRAMMES

C4.6 MUSINA LOCAL MUNICIPALITY - MUNICIPAL SUPPLY CHAIN MANAGEMENT(SCM) POLICY

C4.1 LOCALITY PLAN

Refer to Tender Drawings

C4.2 CONSTRUCTION NOTICE BOARD

Refer to Tender Drawings

C4.3 EXISTING SERVICES

The project areas contain various underground services as listed below but not limited to:

- Water lines

- Electrical lines

- Partial completed in-situ septic Tank

The successful bidder will be expected to identify and protect all existing services.

C4.4 NATURE OF GROUND CONDITIONS AND SUBSOIL CONDITIONS

Geotech Report will be provided to the successful bidder.

C4.5 MINSTERIAL DETERMINATION 4: EXPANDED PUBLIC WORKS PROGRAMMES

Refer to Regulation Gazette No. 9745, Dated 4 May 2012, No 35310 or latest.

C4.6 MUSINA LOCAL MUNICIPALITY - MUNICIPAL SUPPLY CHAIN MANAGEMENT (SCM) POLICY

Refer to the Municipal website for SCM Policy.

VOLUME 4

MUSINA LOCAL MUNICIPALITY

CONTRACT No.: 15-2026/27

CONTRACTOR FOR THE CONSTRUCTION OF MABVETE COMMUNITY HALL

VOLUME 2

ISSUED FOR TENDER

SEPTEMBER 2026

CLIENT :

MUSINA LOCAL MUNICIPALITY
PRIVATE BAG X611
MUSINA 0900
21 IRWIN STREET

PREPARED BY:

SIZEYA CONSULTING ENGINEERS
OFFICE NO. 14
PRIVATE BAG X9676, POSTNET SUITE 141
POLOKWANE, 0700
TEL : (015) 291-1020
EMAIL : info@sizeya.co.za

HIGHLEVEL SCOPE OF WORKS	MATERIALS STATES QUO	Assessed Progress to date (This may vary)
ROADS and PARKING		
Kerbing	Not Received	0%
Paving	Received (Quantities to be verified on site)	0%
Road marking	Not Received	0%
Road signs	Not Received	0%
Culverts/RWL	Not Received	0%
External concrete works		
Wall work	Not received	90%
Concrete	Paid for by the Client but no work on site	90%
Retaining Wall		
Backfilling material	Received	0%
Brick for retaining wall	Only 4Numbers(not yet received) is received	40%
Cement and sand	Not Received	0%
Guardhouse		
Roof Sheeting and Gutters	Remainder of the works is Materials to be verified on site	100%
Aluminium windows	Remainder of the works is Materials to be verified on site	80%
Doors	Not Received	0%
Plumbing	To be Verified on site	50%
Painting	To be Verified on site	50%
Roof frames	To be Verified on site	0%
Ceiling	To be Verified on site	100%
Electricity	To be Verified on site	90%
Prefabricated Septic Tank	Not Received	
AMENITIES AND OFFICES		
Roof Sheeting and Gutters	Remainder of the works is Materials to be verified on site	90%
Electrical supply	Remainder of the works is Materials to be verified on site	90%
Pumping work	Remainder of the works is Materials to be verified on site	80%
Plastering	received	100%
Aluminium windows	Remainder of the works is Materials to be verified on site	90%
Doors	Remainder of the works is Materials to be verified on site	80%
Tiling	Remainder of the works is Materials to be verified on site	100%
Ceiling	Remainder of the works is Materials to be verified on site	90%
Painting	Remainder of the works is Materials to be verified on site	70%
Ramps and Steps	Remainder of the works is Materials to be verified on site	100%
Cladding	Not Received	0%
Electricity	Remainder of the works is Materials to be verified on site	90%
KITCHEN		
Roof Sheeting and Gutters	Remainder of the works is Materials to be verified on site	90%
Aluminium windows	Received	100%
Doors	Received	90%
Plumbing	Remainder of the works is Materials to be verified on site	90%
Floor tile	Remainder of the works is Materials to be verified on site	100%
Ceiling	Remainder of the works is Materials to be verified on site	90%
Kitchen Cupboards	Not Received	0%
Electricity	Remainder of the works is Materials to be verified on site	90%

Items	MATERIALS STATES QUO	Activity Progress
STOREROOM		
Roof Sheeting and Gutters	Remainder of the works is Materials to be verified on site	90%
Aluminium windows	Remainder of the works is Materials to be verified on site	100%
Doors	Remainder of the works is Materials to be verified on site	90%
Floor tile	Remainder of the works is Materials to be verified on site	100%
Ceiling	Remainder of the works is Materials to be verified on site	90%
Electricity	Remainder of the works is Materials to be verified on site	90%
INTERNAL ABLUTIONS		
Roof Sheeting and Gutters	Remainder of the works is Materials to be verified on site	90%
Aluminium windows	Remainder of the works is Materials to be verified on site	100%
Doors	Remainder of the works is Materials to be verified on site	100%
Plumbing	Remainder of the works is Materials to be verified on site	90%
Facilities	Remainder of the works is Materials to be verified on site	100%
Floor tile	Remainder of the works is Materials to be verified on site	100%
Ceiling	Remainder of the works is Materials to be verified on site	100%
Electricity	Remainder of the works is Materials to be verified on site	0%
OUTSIDE ABLUTIONS		
Roof Sheeting and Gutters	Remainder of the works is Materials to be verified on site	90%
Aluminium windows	Remainder of the works is Materials to be verified on site	100%
Doors	Remainder of the works is Materials to be verified on site	100%
Plumbing	Remainder of the works is Materials to be verified on site	90%
Facilities	Remainder of the works is Materials to be verified on site	100%
Floor tile	Remainder of the works is Materials to be verified on site	0%
Ceiling	Remainder of the works is Materials to be verified on site	100%
Electricity	Remainder of the works is Materials to be verified on site	90%
ELEVATED TANK RESERVOIR		
Foundations	Not yet done	0%
Erection of the steel stand	Received not installed	90%
Tanks	Not Received	0%
PALISADE FENCING		
Erection / construction	Received	90%
Sub Electrician		
Cable laying	Received	100%
Transformer erection	Received	100%
Kiosk	Received	50%
SEPTIC TANK		
Placing of excavated concrete (1: 3:6)	Not Received	80%
Prefabricated Septic Tank including reinforced concrete cover and filling if with water	not received	0%
Borehole		
Installation of submersible pump	Remainder of the works is Materials to be verified on site	0%
Electricity	Remainder of the works is Materials to be verified on site	0%
Plumbing work including pumping main	Not Received	0%

LEGEND

- BLOCK PAVING APRON
- BLOCK PAVING ROAD AND PARKING
- CONCRETE APRON
- ***TOTAL PLATFORM/EARTHWORKS AREA***
- TOE OF PLATFORM/EARTHWORKS

MABVETE COMMUNITY HALL

SCOPE OF WORKS

SCALE 1:200

TENDER PURPOSES ONLY

No	Date	DESCRIPTION	ISSUED BY
00	08/2026	INITIAL ISSUE	

SIGNATURE

DESIGNED BY R.R. RAVELE

DRAWN BY T.T. MPHOLOANE

CHECKED BY H.L. THARAGA

CLIENTS DETAILS
MUSINA LOCAL MUNICIPALITY
21 IRWIN ST
MUSINA
0900
Tel: (015) 234 6100

CONSULTANTS DETAILS
SIZEYA
No. 6 Hans Van Rensburg Street
Office no. 14
Private Bag X9679, Postnet Suite 141
Polokwane 0700
Tel : (015) 291 1020
Email : info@sizeya.co.za

CONSULTING ENGINEER DATE

PROFESSIONAL REGISTRATION No.

EMPLOYER'S PROJECT MANAGER DATE

CONTRACT No.: 13-2025/26

PROJECT TITLE: CONTRACTOR FOR THE CONSTRUCTION OF MABVETE COMMUNITY HALL

DRAWING TITLE: SCOPE OF WORKS

SHEET 1 OF 1

DRAWING SCALE AS SHOWN

CONSULTANTS DRAWING No.:

S42.1 – LAY – GL –003– C – 00

PROJECT No.- DISCIPLINE SUB-DISCIPLINE DWG No.- STAGE - REV No.

PD: PRELIMINARY DESIGN / **DD**: DETAILED DESIGN / **T**: TENDER / **C**: CONSTRUCTION / **A**: AS-BUILT / **I**: FOR INFORMATION ONLY

THT1	43 422.228	2 485 572.804	466.872
THT1A	43 495.434	2 485 585.085	469.749
THT3	43 489.269	2 485 410.731	460.193
THT4	43 361.551	2 485 440.675	460.239

SEWER LEGEND:

110mm Ø uPVC CLASS 34 SEWER PIPE

SEWER MANHOLE/RODDING EYE

SEPTIC TANK

WATER LEGEND:

50mm Ø HDPE PN 10 WATER PIPE

WATER CONNECTIONS

BENDS/JUNCTIONS

40KL WATER STORAGE TANK
(WITH 20% FIRE RESERVE)

ITEM	DESCRIPTION	QTY

ITEM	DESCRIPTION

F

D

B

MABVETE COMMUNITY HALL

GENERAL LAYOUT

SCALE 1:200

TENDER PURPOSES ONLY

CONSULTING ENGINEER DATE

PROFESSIONAL REGISTRATION No.

EMPLOYER'S PROJECT MANAGER DATE

No	DATE	DESCRIPTION	ISSUED BY
00	03/2026	INITIAL ISSUE	TTM

PROJECT No. DISCIPLINE SUB-DISCIPLINEDWG No. STAGE REV No.

PD: PRELIMINARY DESIGN / **DD**: DETAILED DESIGN / **T**: TENDER / **C**: CONSTRUCTION / **A**: AS-BUILT / **I**: FOR INFORMATION ONLY

LEVELS ON BEARING PLINTHS

BEARING	Y	X	Z

WET SERVICES LEGEND

DESIGNED BY	R.R. RAVELE	SIGNATURE	
DRAWN BY	T.T. MPHOLOANE		
CHECKED BY	H.L. THARAGA		

CLIENTS DETAILS

MUSINA LOCAL MUNICIPALITY

21 IRWIN ST
MUSINA
0900
Tel: (015) 234 6100

CONSULTANTS DETAILS

SIZEYA

No. 6 Hans Van Rensburg Street
Office no. 14
Private Bag X9679, Postnet Suite 141
Polokwane 0700
Tel : (015) 291 1020
Email : info@sizeya.co.za

CONTRACT No.:	13-2025/26
PROJECT TITLE:	CONTRACTOR FOR THE CONSTRUCTION OF MABVETE COMMUNITY HALL
DRAWING TITLE:	GENERAL LAYOUT PLAN

SHEET 1 OF 1

DRAWING SCALE
AS SHOWN

CONSULTANTS DRAWING No.:
S42.1 – LAY – GL –002– C – 00

A	PRELIMINARIES
B	EARTHWORKS
C	CONCRETE, FORMWORK & REINFORCING
D	MASONRY
E	WATERPROOFING
F	ROOF COVERING
G	CARPENTRY & JOINERY
H	CEILINGS & PARTITIONS
J	FLOOR COVERINGS,WALL LININGS etc
K	IRONMONGERY
L	METALWORK
M	PLASTERING AND SCREEDS
N	GLAZED WALL TILING
P	DRAINAGE
Q	GLAZING
R	PAINTING
S	SITE WORKS
T	ELECTRICAL WORKS
U	MECHANICAL WORKS
V	DIRECT SUB- CONTRACTORS

General Notes:

SANS 10400 requirements as published by SABS Standards Division shall be applicable to all specifications unless otherwise stated.

Samples of materials,walls, windows,doors and other building componants will be required by an Architectectural professional for approval

A Preliminaries

A01.Fixed A02.Time Related A03.Value Related	See Bill of Quantities See Bill of Quantities See Bill of Quantities

B Earthworks

B01: Benchmark	Set up a site datum level based on an established benchmark, as directed by the Civil Engineer / Land surveyor. Maintain and protect this benchmark.
B02: Site Clearance	All as per Civil Engineers specifications and details.
B03: Bulk Earthworks	All as per Civil Engineers specifications and details.
B04: Excavations	All as per Civil Engineers specifications and details.
B05: Risk of collapse	Maintain all excavated faces up to 1,5 m deep where necessary or when instructed by the Engineer, against collapse by means of planking, strutting or other appropriate methods. Maintain excavations deeper than 1,5 m in accordance with government safety regulations.All to civil engineer approval or specification.
B06: Back Filling	Use approved clean earth or gravel without clay or organic matter for general filling work under floors, paving, etc. Spread, level and compact filling under floors at optimum moisture content in layers not exceeding 150 mm thick, to a density of at least 90 % MOD AASHTO. All to civil engineer approval or specification.
B07: Soil Poisoning	Approved soil poison to be applied by registered specialist to bottoms and sides of foundation trenches and column bases. Also to all ground surfaces under solid concrete floors including in shallow vee furrows formed next to all foundation walls. Obtain a written guarantee from the pest control contractor for ten years for the effectiveness of the treatment in favour of the employer.

C Concrete, Formwork and Reinforcing

Cast concrete test cubes of size and quantity, and at intervals or of batches in accordance with SABS test methods .Have these test cubes tested for compressive strength by an approved laboratory . All in accordance with the Engineer's specification in compliance with statutory requirements.

C01 In Situ Concrete

C1.1.Foundation Footings	Use 25 MPa concrete for foundation footings as per the engineers details and specifications. Cast footings to thickness and widths as indicated by engineer, all as per engineer's drawings and specifications.
C1.2: Surface Bed	Strength and thickness to Structural Engineer's specification and detailing. Expansion joints to Engineer Specification. Place, compact, strike off level with the top of foundation walls and leave as is and Do not trowel, so as to provide a good key for the screed.
C1.3: Concrete Apron	Use 20 MPa concrete or strength as specified by structural Engineer . Cast concrete apron on well-rammed earth filling all to the engineer's profile, width ,thickness and specifications. Concrete to be wood floated to an acceptable finish as approved.
C1.4: Cast Concrete Paving	Use 20 MPa or strength as specified by structural Engineer concrete. Cast concrete paving with falls on well-rammed earth filling to the engineer's specifications and detailing,Concrete to be wood floated to an acceptable finish as approved.
C1.5: Cast Concrete Ramp	Use 20 MPa or strength as specified by structural Engineer concrete. Cast concrete ramp with a 1:12 slope on well-rammed earth filling to the engineer's specifications and detailing,Concrete to be wood floated to an acceptable finish as approved.
C1.6: Cast Concrete Slab	All structural concrete floor slabs as per engineer's details and specifications. Floor and soffit finishes as specified on Architect drawings.
C1.7: Structural Concrete Beams	All structural concrete beams as per engineer's details and specifications.Beams inside walls to be plastered and painted to match walls while exposed beams are to to be finished as to match the ceiling

C02 Precast Concrete

C03 Movement joints etc.	Two layers of 375 micron DPC in slip joints between horizontal concrete and brick surfaces, including cement mortar bed, and expansion joints with softboard between vertical concrete surfaces, including formwork.
C04 Test cubes	Make and test 105x150x150 concrete strength test cubes (15 of – provisional)
C4.1: Precast Concrete Lintels	75 x 100 mm or 75x150 mm Standard precast concrete lintols. Minimum bearing distance to be 230 mm. Lintols to meet all relevant SABS requirements

D Masonry

Sizes:
Where sizes in descriptions are given in brick units, 'one brick' shall represent the length and 'half brick' the width of a brick.

Hollow walls, etc:
Descriptions of hollow walls shall be deemed to include leaving open perpendicular joints of the bottom course of the external skin immediately above the damp-proof course for minimum height of 50mm as weep holes, at intervals not exceeding 1m.

Pointing:
Descriptions of recessed pointing to fair face brickwork shall be deemed to include square recessed,weathered pointing, etc.

Cleaning:
Mortar droppings should be scraped off using wooden scrapers and stiff fibre brushes. Brickwork to be thoroughly wetted with clean water before applying chemical solutions and washed down with clean water afterwards. Refer to Corobrik Clay Masonry Technical Guide, Part 6.

D01 Foundation

D1.1: Brickwork - Foundations	Loadbearing brickwork in foundations to be Corobrik Imperial NFXE 20 MPa nominal compressive strength clay bricks in Class II mortar. Brickforce is to be provided every two courses and backfill is to be carried out on both sides of walls simultaneously in layers not exceeding 150 mm at a time.

D02 Superstructure

D2.1: Brickwork - Structural	Structural brickwork to be Corobrik Imperial NFP 14 MPa nominal compressive strength clay bricks in Class II mortar. Brickforce is to be provided every two courses.
D2.2: Galvanised Hoop Iron Ties	Where brickwork abuts against concrete columns, etc provide 25 x 1.6 mm galvanized hoop iron strips 500 mm long twice shot fixed to concrete and bent into every fourth course of brickwork
D2.3: Brick Force	75mm / 150mm brick reinforcing every 2nd course (below DPC level) and 4th course above.
D2.4:Wall ties	Standard butterfly ties in all cavity walls (minimum 9 ties per sqm)
D2.5: Roof Ties	Each and every roof truss tied down with 30 x 1.6mm galvanized hoop iron tie bedded ten brick courses deep and thoroughly fixed to roof structure.

D03 Window sills

D3.1: Fibrecement External Sill	EVERITE Nutec sloping external window sill, size 150x15mm thick in lengths not exceeding 3600mm installed with windows cill lugs screwed to underside of ledge at 400mm centres max with a minimium overlap off 75mm from end of ledge sill bedded in mortar with plastic slip joints at end of sills at plaster reveals and projectiong from finished face of wall. All in accordance with manufacturer recommendations.
D3.2: Fibrecement Internal Sill	Everite Nutec window internal cill, size 175mm x 15mm thick, manufactured in accordance with SANS 803:2005 and installed below window with window cill lug screwed to underside of sill at 400mm centres, minimum of 75mm from end of window cill and bedded in Class II mortar with plastic slip joints at end of cills at plaster reveals and projecting from the finished face of wall, all in accordance with the manufacturer's recommendations.

D04 Steel Lintels

D4.1: Steel Lintols	All as per Structural Engineers specifications and details.

D05 Copings and Wall Flashings

D5.1: Sheet Metal Coping	0,58mm galvanised steel Z200 spelter ISQ 300 with Dark Dolphin Chromadek top coat and Standard Pebble Grey wall coping 700mm girth x 3000mm long.
D5.2: Custom Counter Flashing	0,58mm galvanised steel Z200 spelter ISQ 300 with Dark Dolphin Chromadek top coat and Standard Pebble Grey external corner flashing 700mm girth x 3000mm long.

D06 Retaining Wall

D6.1: Masonry Retaining wall	To Structural Engineer specification and detailing

E Waterproofing

E01 Damp Proofing

Damp proofing membranes under concrete shall be laid in the widest practical widths to minimise joints, and all joints and any site damage shall be sealed with 'Gunplas®' pressure sensitive tape provided for the purpose by GUNDLE®. Joining must be in strict accordance with GUNDLE® specifications

The surface on which the membrane is laid must be levelled ensuring that there are no projections, stones etc that could damage or puncture the membrane.

Wherever practicable, the material should be stored under cover and when removed from the packaging, the membrane should be installed as soon as possible to prevent damage.

E1.1: Damp Proof Membrane	GUNDLE USB Green 250 µm damp proof membrane under concrete surface beds to SABS mark 952-1985 type C laid with minimum 150mm overlaps and sealed with Gunplas pressure sensitive tape.
E1.2: Damp Proof Coarse	One layer of 375 Micron SABS Embossed Damp Proof Course in suitable widths laid under all walls at slab level ,below window sills and above lintels in cavity walls

E02 Water Proofing

E2.1: Concrete Roofs	One layer DERBIGUM SP4 waterproofing membrane on sloped roof screed, with 75mm side laps and 100mm end laps, sealed to primed surface to falls and crossfalls by 'torchfusion' finished with two coats Roofcote bituminous aluminum paint. Waterproofing to be installed by an Approved Derbigum Contractor under a ten year guarantee.
E2.2: Weathered ledges and surfaces	Use ABE fibrated super laycryl or similar and approved on sloped concrete roofs.Metal surface to be primed with ABE 4 metal primer.All applied by a manufacturer approved contractor in strict accordance to manufacurer's instructions.
E2.3: Water Proofing to inside of gutter	Apply two coats "ABE Provonite" anti-corrosive coal tar paint

F Roof Covering

F01 Roof Sheeting

F1.1: Klip-lok Sheetmetal covering	0,58mm thick Klip-lok 700 galvanised steel sheetmetal with Dark Dolphin chromadek, girth 375mm 0,58mm galvanised steel headwall flashing with Dark Dolphin Chromadek top coat, fixed in accordance with manufacturer`s specifications.

F02 Sheet Metal Flashings ,Gutters and Copings

F2.1: Parapet coping	0,58mm galvanised steel Z200 spelter ISQ 300 with Dark Dolphin Chromadek top coat and Standard Pebble Grey wall coping 700mm girth x 3000mm long.
F2.2: Flashing	0,58mm galvanised steel Z200 spelter ISQ 300 with Dark Dolphin Chromadek top coat and Standard Pebble Grey external corner flashing 700mm girth x 3000mm long.
F2.3: Gutter	Heunis Rainwater Goods 0,6mm thick Z275 spelter galvanised steel rainwater disposal system comprising 125 x 100mm rectangular gutter and (Down pipe Section Area / Area Of Downpipe) + .5 size 100mm round downpipe with all necessary outlets, offsets, purlin brackets, stop-ends, shoes, angles, spreaders and holder bats.
F2.4: Downpipes	100 diameter x 0,6mm thick Chromadek downpipe fixed to wall with straps at 1500mm centres using nail plugs.

F03 Insulation & Radiant Barrier

F3.1: Roof Insulation	LAMBDABOARD laminated polyisocyanurate core board, with a minimum core density of 34 kg/m³. Upper facing to be exposed and lower exposed facing to be determined. Supplied in widths of 1220mm to be fixed under purlins in conjunction with roof trusses.
F3.2: Insulation	Install 115mm thick flexible non-combustable light weight ISOVER "aerolite" insulation material between the trusses and over the purlins in a completed roof and ceiling system.Installation in strict accordance with manufacturer details and specifications.
F3.3: Radiant Barrier	SPUNSULATION radiant barrier laid over straining wires at 338mm Centres. Radiant barrier layers to have a 150mm overlap with the previous sheet. All to the relevent SANS standard . Spunsulation to be installed in strict accordance to manufacturer's instructions.

G Carpentry and Joinery

G01 Prefabricated Roof Trusses and Timber

G1.1: Steel trusses	Prefabricated steel trusses according to engineer's specifications.
G1.2: Timber Roof Trusses	Prefabricated truss system suitable for 0,58mm thick Klip-lok 700 galvanised steel sheetmetal covering to specialist design. Eaves overhand detail and roof pitch as shown on Architect's drawings.Timber to conform to SABS and SATAS requirements for its use.Design and Fabrication certificates to issued in favour of the client.
G1.3: Purlins	50 x 76mm grade S5 sized untreated S.A.Pine structural timber purlins to shown spacing.Timber to conform to SABS and SATAS requirements for its use.
G1.4: Wall Plates	38 x 114mm grade S5 sized untreated S.A.Pine structural timber. Timber to conform to SABS and SATAS requirements for its use.
G1.5: Wall Plates	38 x 50mm grade S5 sized untreated S.A.Pine structural timber purlins to shown spacing.Timber to conform to SABS and SATAS requirements for its use.

G02 Skirting

G2.1: Timber Skirting	COL Timbers Hardwood standard skirting (code: SSK), size 19 x 70mm plugged and countersunk screwed and pelleted to wall..Colour to Client

G03 Doors

G3.1: Aluminium Doors	Refer to door schedule on drawings
G3.2: Solid Core Doors	Refer to door schedule on drawings
G3.3: Semi Solid Core Doors	Refer to door schedule on drawings

G04 Joinery

G4.1: General Joinery and fittings	All joinery fittings to be designed and installed by a specialist. Design drawings are to be prepared by a specialist based on layout for approval.

G05 Fascia

G5.1: Fascia Board	EVERITE NU-TEC fascia boards size 12mm thick x 300mm high with high density plain finish fixed to timber rafters twice screwed with 12 x 40mm countersunk brass screws with Chromaprep H-profile fascia

H Ceilings and Partitioning

H01 Ceilings

H1.1: Grid Suspended Ceiling	Lafarge Gypsum Master grid™- lay-in grid ceiling system with 1200 x 600 x 12mm thick square edged Lafarge Shell White vinyl ceiling tiles, laid on 24 x 38mm high slotted main tees at 1200mm centres and 24 x 35mm high cross tees at 600mm centres with galvanised exposed face all in colour White, including necessary grids, locking type end clips, fire expansion punchouts to main tees, etc. suspended by 25 x 0,8mm galvanised galvanised strapping at not exceeding 1200mm centres. Ceiling perimeter to be finished using 25 x 19mm standard wall angle, all in accordance with SABISA (South African Building Interior Systems Association) installation guides.
H1.2: Acoustic ceiling	Lafarge Gypsum Master grid™- acoustic ceiling system with 12mm thick tapered edge Pregybel® plasterboard, size 2400 x 1200mm, fixed at right angles to 36 x 18mm steel brandering (Code : GLBR) with 34 x 150mm long suspension brackets (Code : GLSB) at 400mm centres, using 25mm drywall screws at 150mm centres. Ceiling perimeter to be finished using 25 x 19mm standard wall angle with all joints to be taped and plastered using Lafarge jointing compound and prepared for decoration, all in accordance with SABISA (South African Building Interior Systems Association)
H1.3: Flush Jointed Ceiling	Lafarge Gypsum Master grid™- grid ceiling system with 12mm thick tapered edge Lafarge plasterboard, fixed at right angles to 35mm concealed face suspended ceiling grid system with 24 x 35mm high galvanised steel knurled capped main tees at 1200mm centres and cross tees at 400mm centres, using 25mm drywall screws at 150mm centres. Ceiling perimeter to be finished using 37 x 45mm shadow line plaster trim with all joints to be taped and plastered using Lafarge jointing compound and prepared for decoration, all in accordance with SABISA (South African Building Interior Systems Association) installation guides.
H1.4: Fibre Cement Ceiling	Everite Nutec 6mm thick plain ceiling boards, manufactured in accordance with SANS 9001:2000 carrying SANS 803:2005 mark, fixed to 38 x 38mm brandering at 450mm centres using 32 x 2,5mm serrated ceiling nails at 150mm centres, minimum of 12mm from edge of board. All joints to be covered using H-profile steel jointing strips, all in accordance with the manufacturer`s recommendations.
H1.5: Ceiling Trap Doors	Lafarge Gypsum ceiling access panel comprising 635 x 635mm White epoxy coated aluminium T-profile with 580 x 580mm White epoxy coated steel top hinged pan as supplied by Lafarge Gypsum, fitted flush to flush plaster steel T-suspension ceiling, pop rivetted through stalk of T-profile frame into prepared ceiling structure material, all in accordance with the manufacturer`s recommendations.

H02 Shadowlines and Cornices

H2.1: Shadowline	"LSM25 Shadowline" pre-painted recessed cornice fixed to plastered brickwork with 5 x 25mm wall anchors at 450mm centres.
H2.2: Cornice	Everite Nucornice Nu-Cornice Plain 75 polystyrene cove cornice (Code: 605-750), overall size 55 x 55mm high, fixed to wall and ceiling using Nucornice water-based adhesive, leaving 2mm vertical joints between sections. All vertical joints to be sealed with Nucornice adhesive prior to painting, all in accordance with the manufacturer`s recommendations.
H2.3: Cornice	"Type M6" pre-painted cornice fixed to plastered brickwork with 5 x 25mm wall anchors at 450mm centres.

J Floor coverings, Wall Linings, etc

J01 Floor coverings

J1.1: Ceramic Floor tiles	Ceramicfloortileslaid.Allowforgoodqualityceramictileadhesiveand tilegrout(asrecommendedbysupplier).Colourofgroutsubjectto Client's confirmation.
J1.2: Ceramic Wall tiles	Ceramicwalltileslaid.Allowforgoodqualityceramictileadhesiveand tilegrout(asrecommendedbysupplier).Colourofgroutsubjectto Client's confirmation.

J02 Accessories

J2.1.Floor Trim - Threshold	M•Trim 12mm high brushed stainless steel straight edge trim (Code: SSE120.B), bedded in tile adhesive while tiles are laid.
J2.2 Floor Trim - tiled edge	M•Trim 8 x 12mm high brushed stainless steel square edge trim (Code: SQE120.B), bedded in tile adhesive while tiles are laid.

K Ironmongery

K01 Door Accessories

K1.1: Door Ironmongery	All as per Ironmongery Schedule. All ironmongery specified for aluminium doors is to be ordered by the main contractor and made available to the aluminium shopfront specialist when that installation is done

K02 Washroom Accessories

K2.1: Toilet Roll Holders	FRANKE Stratos STRX 672 1,2/1,5mm thick Grade 304 18/10 satin stainless steel toilet roll holders (code: 359716), size 304 x 156 x 140,7mm deep for 2 rolls maximum 108mm diameter with spindle system and cylinder lock with standard Franke key, plugged and screwed to the wall with stainless steel screws
K2.2: Towel Rails	FRANKE BHM 10 P polished stainless steel single towel rails (code: 359934), size 900 x 55mm deep, plugged and screwed to the wall with stainless steel screws.

K03 General Ironmongery

K3.1: Fire Extinguishers	9 Kg DPC fire extinguisher charged and hung on bracket fixed to 300 x 800 x 20mm thick hardwood backboard with beveled edges and bolted to wall. Backboard to have clear varnish finish
K3.2: Signage	Signage by specialist.

L Metalwork

L01 Structural

L1.1 Structural Steel	Structural steel built into wall as shown on architectural drawings to structural engineer detailing and specification.
L1.2: Structural Metal Plates and brackets	Structural steel as per structural engineer

TENDER PURPOSES ONLY

No	DATE	DESCRIPTION	ISSUED BY
00	02.2025	INITIAL ISSUE	RM

DESIGNED BY R.R. RAVELE SIGNATURE
DRAWN BY F.I. MARAGENI
CHECKED BY H.L. THARAGA

CLIENTS DETAILS

21 IRWIN ST
MUSINA
0900
Tel: (015) 534 6100

CONSULTANTS DETAILS

SIZEYA CONSULTING ENGINEERS
civil engineers | quantity surveyors
structural engineers | project managers

No. 6 Hans Van Rensburg Street
Office no. 14
Private Bag X9676. Postnet Suite 141
Polokwane 0700
Tel : (015) 291 1020
Email : info@sizeya.co.za

CONSULTING ENGINEER DATE
PROFESSIONAL REGISTRATION No.
EMPLOYER'S PROJECT MANAGER DATE

CONTRACT No.: 13-2025/26

PROJECT TITLE: CONTRACTOR FOR THE CONSTRUCTION OF MABVETE COMMUNITY HALL

DRAWING TITLE:

SHEET 1 OF 1

DRAWING SCALE
AS SHOWN

CONSULTANTS DRAWING No.:

PROJECT No.	DISCIPLINE	SUB-DISCIPLINE	DWG No.	STAGE	REV No.
—	—	—	—	—	—

PD: PRELIMINARY DESIGN / DD: DETAILED DESIGN / T: TENDER / C: CONSTRUCTION / A: AS-BUILT / I: FOR INFORMATION ONLY

L02	Pressed steel
L2.1: Internal Steel Door frames	1.2mm thick single rebated pressed steel door frame with one shop coat red oxide to take a 813 x 2040 x 40mm thick solid core door with one and half pairs of hinges per door leaf.
L03	Aluminium
L3.1: Aluminium Shopfronts	Powder coated HBS NUKLIP or similar and approved aluminium doors and shopfronts as dimensioned with vertical pivot opening window sections manufactured and installed by aSAGGA and manufacturer approved specialist contractor who must issue glazing certificates in favour of the building owner. All aluminium shopfront frames reaching floor level, excluding doors, are to be installed prior to placing floor screeds.
L3.2: Aluminium Windows	Powder coated HBS NUKLIP or similar and approved aluminium windows as dimensioned manufactured and installed by a SAGGA and manufacturer approved specialist contractor who must issue glazing certificates in favour of the building owner.
M	Plastering and Screeds
M01	Plaster
M1.1: Internal Plaster	Plaster Mix is to be 1:4 cement-sand mix to be steel floated to an even smooth surface and to a thickness of 10 - 15 mm.
M1.2: External Plaster	Plaster Mix is to be 1:5 cement-sand mix to be steel floated to an even smooth surface and to a thickness of 15 - 20 mm.
M02	Screeds and Concrete Finishes
M2.1: Cement Screeds	Screed mix is to be 1:3 cement-sand mix laid flat or to falls. Flat screeds are to be 30 mm thick and screeds laid to falls shall in no case be less than 20 mm thick.Screed thickness to not exceed 40mm.
M2.2: Grano Screeds	30mm thick untinted granolithic screed finished smooth and even with steelfloat finish.No sry cement powder to be added when floating.
M2.3: Roof Screeds	Screed mix is to be 1:3 cement-sand mix laid flat or to falls. Screed to have a minimum thickness of 50mm.
M03	Textured wall Finish on Plaster
M3.1: Marmoran Permacrete	None
N	Tiling
N02	Ceramic floor tiles
N2.1: Ceramic Floor Tiles	Ceramic floor tiles fixed with the recommended adhesive and flush pointed with a grey grout. Refer to detail layout drawings.Tiles to be laid with expansion joints at regular intervals (panel size to not exceed 3x3m). Tile to architect selection.
N2.2: Ceramic Tile Adhesive	TAL Gold Star 6 rapid setting adhesive on a smooth clean surface prepared with Plasterkey or adhesive as recommended by tile supplier. All to manufacurer recommendations and specification.
N2.3: Ceramic Tile Adhesive (Wet Areas)	The wall/floor to receive a water proof SUPERFLEX I system prior to TAL Gold Star 6 rapid setting adhesive on a smooth clean surface prepared with Plasterkey or adhesive as recommended by tile supplier. All to manufacurer recommendations and specification.
N2.4: Ceramic Tile Expansion Joint	GENESIS interior Optimax aluminium heavy duty movement joint colour Grey (code: MSA125.11), size 9,8 x 12mm x 2,5m long on ceramic tiled floor, securely bedded into adhesive with 2-3mm grouting gap.
N2.5: Ceramic Floor Tile Skirting	100mm High Tile Skirting fixed to walls with joints lined up to floor tile joints. Tiles to be fixed to walls with a manufacturer recommended tile adhesive and flush pointed with a grey grout.
N2.5: Mosaic	Union Tiles FTDAF2306 (or similar) Glass and Stone mesh backed glass mosaics, size 23 x 23mm tiles, sheet size 300 x 300mm (Code: 1FALMOSGLA2306) fixed mesh side down to internal plastered wall with white TAL Mosaic Fix tile adhesive mixed with bonding liquid in lieu of water (elsewhere specified), laid with joints continuous in both directions with tile grout (elsewhere specified) applied with flexible spatula, excess grout to be removed with damp sponge and tiles to be washed off with Glint Tile Cleaner once grout has cured.
N03	Grouting and Silicone sealant
N3.1: Grout	Litochrom STARLIKE grout to floor and wall tile joints in strict accordance to manufacturer recommendations. Colour to Architect
N3.2: Silicone Sealant	Silicone sealant intergrated STARLIKE colour system to joints in granite basins, around sinks,basins,wash traughs and counter tops in strict accordance with manufacturer recommendations. Colour to Architect
P	Plumbing and Drainage • All work to comply with SABS 509 and 62 • Sewer, drainage and stormwater pipes to be uPVC. • Main water supply pipe to be Class 12 HDPE pressure pipe (25mm diameter) • Piping to fire hose reels: galvanized steel pipes. • Internal water pipes to be copper pipes. • Provide for pre-cast gulleys, inspection eye and rodding eye covers etc. • Plumbing work to be executed by a licensed / registered plumber in strict accordance with the municipal bye-laws and SABS codes. • All water piping is to be pressure testing prior to plastering.
P01	Drainage
P1.1: Sewage and Drain laying	Provide for soil drainage and sewer as per engineers reticulation, details and specification
P1.2: Above Ground Sewer Pipes	110mm Dia or as specicified by engineer uPVC sewer pipes with falls. See Engineer details and specification
P1.3: Above Ground Waster water pipes	50mm Dia or as specicified by engineer uPVC waste water pipes with falls. See Engineer details and specification
P1.4: Gulleys	Gulleys to be MARLEY uPVC (SABS 791) 110mm P-trap gulley Code UGB40 including 190mm head Code UGA40 and grate Code UGG40 as indicated on the drawings
P1.5: Vent pipes	To plumbers layout
P1.6: Water Supply Pipes	To plumbers layout
P1.7: Floor Drain	Cobra Watertech 40mm chrome plated shower waste (Code: 323SQ/CP) with 100mm shower grating. Cobra Watertech 40mm rough brass shower P trap (Code: 373SQ) with shallow seal and chrome plated square grating.
P02	Sanitary fittings and accessories
P2.1: Rain Water Down Pipe	100mm Dia galvanised rainwater down pipe with shoe at bottom. Pipe to be painted to match external steel work as per colour schedules.
P2.2: Sanitary Fittings	Prime cost allowance: Allow pricing for sanitary fittings, shower cubicle, taps and ball stops, washing machine and tumble dryer
P2.3.1: WC	VaalSanitarywarePearlParaplegicvitreouschinafloormounted paraplegicwashdownsuitecolourWhite(Code:7300SC),comprising semiclosecouple90°outletopenrimwashdownpanandmatching9 litrecisternkompletewithlid,fitmentsandpurposemadeside-flush lever and purpose-made chromium plated side flush lever.
P2.2.2: Paraplegic WC	Vaal Sanitaryware Orchid Paraplegic vitreous china wall hung paraplegic back inlet washdown suite colour White, fixed on and including floor bracket, comprising 90° outlet open rim back inlet pan (Code: 439016) with exposed back inlet flushvalve (elsewhere specified) and Jazz thermoset seat (Code: 8531Z0).
P2.2.3 WHB	Vaal Sanitaryware Weaver 1TH vitreous china counter top vanity basin colour White (Code: 704201), size 570 x 455mm with one taphole, fitted onto vanity top (elsewhere specified) including hanger brackets (Code: 8131Z3) with Cobra Watertech Callisto plain raised single tap hole basin mixer with 110mm body extension, mounting kit, angle valves with sliding flanges, flexible connection tubes and temperature and flow control cartridge (Code: CL-951R), manufactured in accordance with SANS 1480:2005 (BS EN 1286).
P2.2.4 Kitchen	All Kitchen equipments according to machinical engineer's details and specifications.
Q	Glazing
Q1.1: Exterior Safety Glazing	6.38mm Thick GSA SmartGlass™ Intruderprufe® with name of the manufacturer permanently marked on each sheet visible after glazing.
Q1.2: Exterior Safety Glazing -Obscure	6.38mm Thick GSA SmartGlass™ Decorlam® Ocean View with name of the manufacturer permanently marked on each sheet visible after glazing.
Q1.3: Mirror	GSA SmartGlass™ Images® copper-free mirror as dimensioned, glazed in accordance with NBR N schedule 1 and SABS 0137.
R	Painting

TENDER PURPOSES ONLY

NO	DATE	INITIAL ISSUE	DESCRIPTION	ISSUED BY

DESIGNED BY: R.R. RAVELE — SIGNATURE
DRAWN BY: F.I. MARAGENI
CHECKED BY: H.L. THARAGA

CLIENTS DETAILS
21 IRWIN ST
MUSINA
0900
Tel: (015) 534 6100

CONSULTANTS DETAILS
SIZEYA CONSULTING ENGINEERS
civil engineers | quantity surveyors | structural engineers | project managers
No. 6 Hans Van Rensburg Street
Office no. 14
Private Bag X9676, Postnet Suite 141
Pelokwane 0700
Tel : (015) 291 1020
Email : info@sizeya.co.za

CONSULTING ENGINEER — DATE
PROFESSIONAL REGISTRATION No.
EMPLOYER'S PROJECT MANAGER — DATE

CONTRACT No.: 13-2025/26
PROJECT TITLE: CONTRACTOR FOR THE CONSTRUCTION OF MABVETE COMMUNITY HALL
DRAWING TITLE:

SHEET 1 OF 1
DRAWING SCALE AS SHOWN
CONSULTANTS DRAWING No.:
PROJECT No. | DISCIPLINE | SUB-DISCIPLINE | DWG No. | STAGE | REV No.
S42.1 | B | SP | 002 | C | 00
PD: PRELIMINARY DESIGN / DD: DETAILED DESIGN / T: TENDER / C: CONSTRUCTION / A: AS-BUILT / I: FOR INFORMATION ONLY

HALL & GUARDHOUSE : SPECIFICATION

P1.4: Gulleys	Gulleys to be MARLEY uPVC (SABS 791) 110mm P-trap gulley Code UGB40 including 190mm head Code UGA40 and grate Code UGG40 as indicated on the drawings
P1.5: Vent pipes	To plumbers layout
P1.6: Water Supply Pipes	To plumbers layout
P1.7: Floor Drain	Cobra Watertech 40mm chrome plated shower waste (Code: 323SQ/CP) with 100mm shower grating. Cobra Watertech 40mm rough brass shower P trap (Code: 373SQ) with shallow seal and chrome plated square grating.

P02	Sanitary fittings and accessories
P2.1: Rain Water Down Pipe	100mm Dia galvanised rainwater down pipe with shoe at bottom. Pipe to be painted to match external steel work as per colour schedules.
P2.2: Sanitary Fittings	Prime cost allowance: Allow pricing for sanitary fittings, shower cubicle, taps and ball stops, washing machine and tumble dryer
P2.3.1: WC	VaalSanitarywarePearlParaplegicvitreouschinafloormounted paraplegicwashdownsuitecolourWhite(Code:7300SC),comprising semiclosecouple90°outletopenrimwashdownpanandmatching9 litrecisterncompletewithlid,fitmentsandpurposemadeside-flush lever and purpose-made chromium plated side flush lever.
P2.2.2: Paraplegic WC	Vaal Sanitaryware Orchid Paraplegic vitreous china wall hung paraplegic back inlet washdown suite colour White, fixed on and including floor bracket, comprising 90° outlet open rim back inlet pan (Code: 439016) with exposed back inlet flushvalve (elsewhere specified) and Jazz thermoset seat (Code: 8531Z0).
P2.2.3 WHB	Vaal Sanitaryware Weaver 1TH vitreous china counter top vanity basin colour White (Code: 704201), size 570 x 455mm with one taphole, fitted onto vanity top (elsewhere specified) including hanger brackets (Code: 8131Z3) with Cobra Watertech Callisto plain raised single tap hole basin mixer with 110mm body extension, mounting kit, angle valves with sliding flanges, flexible connection tubes and temperature and flow control cartridge (Code: CL-951R), manufactured in accordance with SANS 1480:2005 (BS EN 1286).
P2.2.4 Kitchen	All Kitchen equipments according to machinical engineer's details and specifications.

Q	Glazing
Q1.1: Exterior Safety Glazing	6.38mm Thick GSA SmartGlass™ Intruderprufe® with name of the manufacturer permanently marked on each sheet visible after glazing.
Q1.2: Exterior Safety Glazing -Obscure	6.38mm Thick GSA SmartGlass™ Decorlam® Ocean View with name of the manufacturer permanently marked on each sheet visible after glazing.
Q1.3: Mirror	GSA SmartGlass™ Images® copper-free mirror as dimensioned, glazed in accordance with NBR N schedule 1 and SABS 0137.

R	Painting
R1.1: External Painting	Plascon Wall & All to exterior new cement plaster:Prepare Surface to Manufacture's Recommendations and finish with two coats of Plascon Wall & All .All to Manufacturer's Recommendations. Colour to be confirmed
R1.2: Interior Wall Paint	Plascon Double Velvet to Interior new cement plaster:Prepare Surface to Manufacture's Recommendations and finish with two coats of Plascon Double Velvet .All to Manufacturer's Recommendations. Colour To Architect Selection.
R1.3: Paint to Mild Steel	Surface to be clean and dry. Remove surface contaminants using Metalcare Aquasolv Degreaser (GR 1). Prime with one coat Professional High Build Zinc Phosphate Primer (UC 170) and finish with two coats Wall & All (WAA) All to manufacturer specifications. Colour to be confirmed.
R1.4: Paint to internal timber	Plascon Velvaglo Satin to Interior Wood:Prepare Surface to Manufacture's Recommendations and finish with two coats of Velvaglo Satin .All to Manufacturer's Recommendations. Colour to be confirmed.
R1.5: Paint to Ceilings	Plascon One Coat ceiling paint to new ceilings. Prepare surface in strict accordance to manufacturer's recommendations and finish with 2 coats plascon One coat ceiling paint.
R1.6: Paint to inside of Gutters	Prepare and apply a.b.e. Construction Chemicals ravenol one-component, solvent-based black bituminous paint to inside surface of gutters , all in accordance with the manufacturer`s instructions.
R1.7: Interior Wall Paint - Wet Area	Plascon Velvaglo Satin to new cement plaster:Prepare Surface to Manufacture's Recommendations and finish with two coats of Velvaglo Satin .All to Manufacturer's Recommendations. Colour to be confirmed.
R1.8: Polysplatter	Marmoran Polysplatter base coat with two colour dots and glazed coat applied to walls. Acrylic and glazed coating applied to walls by approved specialist in strict accordance with the manufacturer's specifications. Colour by Architect.

S	Site Works
S1.1 Exposed Aggregate Pavers	C.E.L Paving products 70mm thick fine exposed finish pavers (CEL73-05FX) paving blocks laid in a running bond laind to falls on compacted sand bed with fine jointing sand swept and vibrated into joints. All as per engineerls detailing
S1.2: Paving and Accessories	As per civil engineer

T	Electrical Work (to electrical enginee specs)
	Whiletheelectricalreticulationisindicatedontheelectricaldrawings, thedetaildesign(includingtheselectionofcablethicknesses,materials andcomponents)willbedonebyacompetentandsuitablyqualified electricalcontractoronadesignandsupplyandinstallbasis.The contractorindemnifiesthearchitectagainstclaimswhichmayariseout ofthedesignoftheelectricalinstallation.Acertificateofcompliance must be issued before practical completion can be certified.
T1.1: GENERAL RETICULATION	As per electrical drawings, inclusive of electrical and Telkom sleeves.
T1.2: CABLE	FromelectricalconnectiontodistributionboardAllowfora50mcable from connection to DB
T1.3: ELECTRICAL CONNECTION	ThreePhaseconnectiontobearrangedbycontractor,butpaymentto the local authority to be made by employer.

U	Mechanical Works
U1.1: KITCHEN	All equipments according to engineer's/specialist's details and specifications.

V	Direct Sub-Contractors
	Automation system
	Audio/ visual system
	Front desk
	Hall equipment
	Landscaping
	Joinery and carpentery

TENDER PURPOSES ONLY

No	DATE	DESCRIPTION	ISSUED BY
00	02/2023	INITIAL ISSUE	FIM

DESIGNED BY	R.R. RAVELE	SIGNATURE
DRAWN BY	F.I. MARAGENI	
CHECKED BY	H.L. THARAGA	

CLIENTS DETAILS

21 IRWIN ST
MUSINA
0900
Tel: (015) 534 6100

CONSULTANTS DETAILS

SIZEYA CONSULTING ENGINEERS
civil engineers | quantity surveyors
structural engineers | project managers

No. 6 Hans Van Rensburg Street
Office no. 14
Private Bag X9676. Postnet Suite 141
Polokwane 0700
Tel : (015) 291 1020
Email : info@sizeya.co.za

CONSULTING ENGINEER — DATE
PROFESSIONAL REGISTRATION No
EMPLOYER'S PROJECT MANAGER — DATE

CONTRACT No.:	13-2025/26
PROJECT TITLE:	CONTRACTOR FOR THE CONSTRUCTION OF MABVETE COMMUNITY HALL
DRAWING TITLE:	HALL & GUARDHOUSE : SPECIFICATION

SHEET 1 OF 1

DRAWING SCALE
AS SHOWN

CONSULTANTS DRAWING No.:

PROJECT No.	DISCIPLINE	SUB-DISCIPLINE	DWG No.	STAGE	REV No.
S42	B	SP	003	C	00

PP PRELIMINARY DESIGN | T TENDER | C CONSTRUCTION | A AS BUILT - INFORMATION ONLY

THT1	43 422.228	2 485 572.804	466.872	
THT1A	43 495.434	2 485 585.085	469.749	
THT3	43 489.269	2 485 410.731	460.193	
THT4	43 361.551	2 485 440.675	460.239	

START	0.000	43 372.182	2 485 442.970				
END	58.567	43 397.504	2 485 495.780				

START	0.000	43 376.992	2 485 453.004				
BCC	31.484	43 407.999	2 485 447.546				
PI		43 408.973	2 485 447.374	7.500	15°01'00"	0.988	1.966
ECC	33.449	43 409.869	2 485 446.957				
END	58.836	43 432.877	2 485 436.228				

START	0.000	43 393.239	2 485 486.887	27.440
END	27.440	43 419.024	2 485 477.502	

R1- BMR1	43 368.199	2 485 444.644
R1 - BML CENTRE	43 378.843	2 485 445.299
R1 - BMR CENTRE	43 368.635	2 485 447.106
R1 - BMR2	43 370.974	2 485 446.202
R1 - MBL1	43 378.407	2 485 442.838
R1 - MBL2	43 376.588	2 485 446.380

R2 - BML CENTRE	43 380.435	2 485 446.306
R2 - BML1	43 377.279	2 485 447.819
R2 - BML2	43 381.041	2 485 449.753
R2 - BMR CENTRE	43 384.351	2 485 456.786
R2 - BMR1	43 382.096	2 485 457.867
R2 - BMR2	43 383.917	2 485 454.324

R3 - BML CENTRE	43 396.845	2 485 477.061
R3 - BML1	43 392.337	2 485 479.223
R3 - BML2	43 398.555	2 485 481.760
R3 - BMR CENTRE	43 403.797	2 485 491.558
R3 - BMR1	43 399.288	2 485 493.720
R3 - BMR2	43 402.087	2 485 486.860

P1	43 383.938	2 485 454.320	461.140 m
P2	43 384.958	2 485 460.228	461.428 m
P3	43 409.600	2 485 455.884	461.716 m
P4	43 408.559	2 485 449.985	461.392 m
P5	43 411.289	2 485 449.052	461.391 m
P6	43 413.825	2 485 454.490	461.983 m
P7	43 436.469	2 485 443.931	461.639 m
P8	43 433.957	2 485 438.479	461.152 m
P9	43 389.903	2 485 459.356	461.486 m
P10	43 394.827	2 485 458.488	461.543 m
P11	43 399.751	2 485 457.620	461.601 m
P12	43 404.676	2 485 456.752	461.659 m
P13	43 418.358	2 485 452.377	461.903 m
P14	43 422.894	2 485 450.261	461.837 m
P15	43 427.421	2 485 448.150	461.771 m
P16	43 431.953	2 485 446.037	461.704 m

MABVETE COMMUNITY HALL
ROADS LAYOUT

SCALE 1:200

FOR CONSTRUCTION

01	03/2026	ADDITIONAL PARKING CO-ORDINATES AND LEVELS	TTM
00	02/2023	INITIAL ISSUE	TTM

CONSULTING ENGINEER DATE

PROFESSIONAL REGISTRATION
No.

PROJECT No. DISCIPLINE SUB-DISCIPLINE DWG No. STAGE REV No.

PD: PRELIMINARY DESIGN / DD: DETAILED DESIGN / T: TENDER / C: CONSTRUCTION / A: AS BUILT / I: FOR INFORMATION ONLY

MABVETE COMMUNITY HALL
BENCHMARKS
WSG84 DATUM, Lo31°

BEARING	Y	X	Z

MABVETE COMMUNITY HALL
PARKING SETTING OUT DATA
WSG84 DATUM, Lo31°

POINT	Y	X	Z

MABVETE COMMUNITY HALL
Road 01 SETTING OUT DATA
WSG84 DATUM, Lo31°

NAME	CH	Y	X	LENGTH (m)

MABVETE COMMUNITY HALL
Road 02 SETTING OUT DATA
WSG84 DATUM, Lo31°

NAME	CH	Y	X	RADIUS (m)	DA D M S	TL (m)	AL (m)

MABVETE COMMUNITY HALL
Road 03 SETTING OUT DATA
WSG84 DATUM, Lo31°

NAME	CH	Y	X	LENGTH (m)

MABVETE COMMUNITY HALL
ROAD 1 BELLMOUTH SETTING OUT DATA
WSG84 DATUM, Lo31°

POINT	Y	X

MABVETE COMMUNITY HALL
ROAD 2 BELLMOUTH SETTING OUT DATA
WSG84 DATUM, Lo31°

POINT	Y	X

MABVETE COMMUNITY HALL
ROAD 3 BELLMOUTH SETTING OUT DATA
WSG84 DATUM, Lo31°

POINT	Y	X

No	DATE	DESCRIPTION	ISSUED BY

SIGNATURE

DESIGNED BY R.R. RAVELE
DRAWN BY T.T. MPHOLOANE
CHECKED BY H.L. THARAGA

CLIENTS DETAILS
MUSINA LOCAL MUNICIPALITY
21 IRWIN ST
MUSINA
0900
Tel: (015) 234 6100

CONSULTANTS DETAILS
SIZEYA
No. 6 Hans Van Rensburg Street
Office no. 14
Private Bag X9679, Postnet Suite 141
Polokwane 0700
Tel : (015) 291 1020
Email : info@sizeya.co.za

CONTRACT No.: 13-2025/26
PROJECT TITLE: CONTRACTOR FOR THE CONSTRUCTION OF MABVETE COMMUNITY HALL
DRAWING TITLE: ROAD LAYOUT

SHEET 1 OF 1
DRAWING SCALE
AS SHOWN
CONSULTANTS DRAWING No.:
S42.1 – RD – LAY –000– C – 01

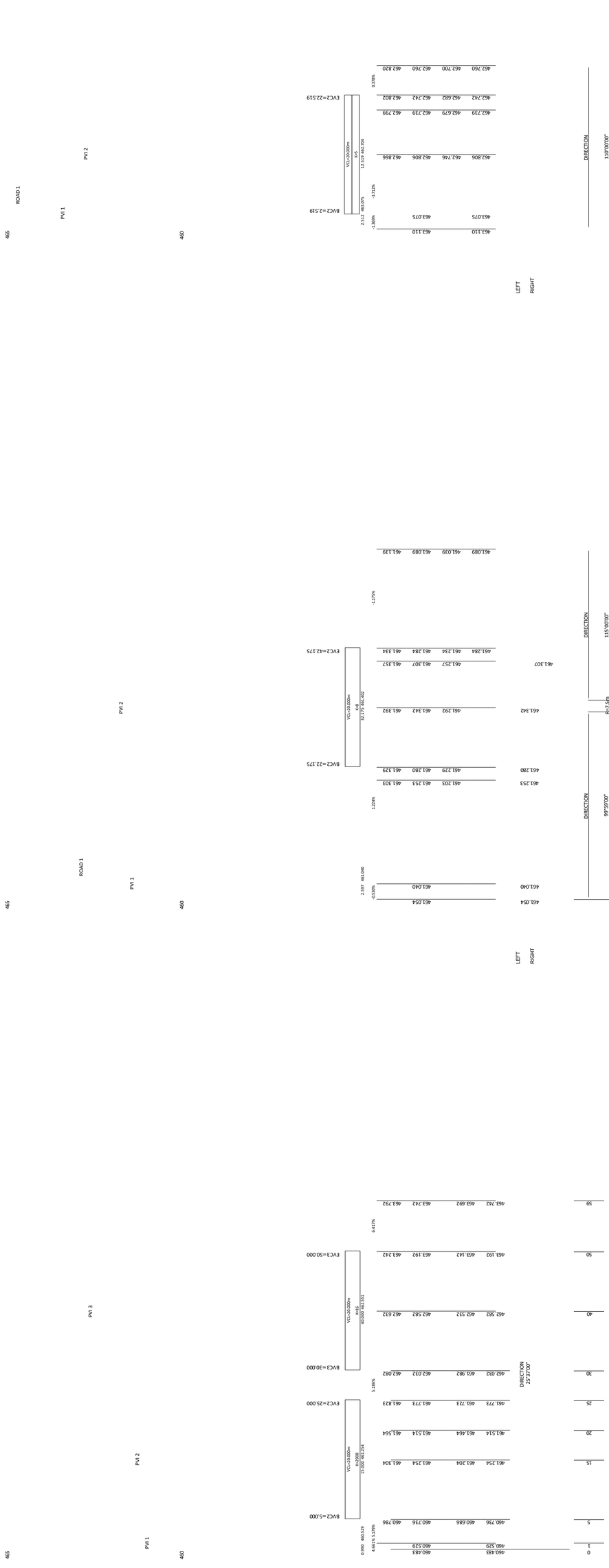

TENDER PURPOSES ONLY

00	03/2026	INITIAL ISSUE	TTM

CONSULTING ENGINEER DATE

PROFESSIONAL REGISTRATION No.

EMPLOYER'S PROJECT MANAGER DATE

PROJECT No. DISCIPLINE SUB-DISCIPLINEDWG No. STAGE REV No.

PD: PRELIMINARY DESIGN / **DD**: DETAILED DESIGN / **T**: TENDER / **C**: CONSTRUCTION / **A**: AS-BUILT / **I**: FOR INFORMATION ONLY

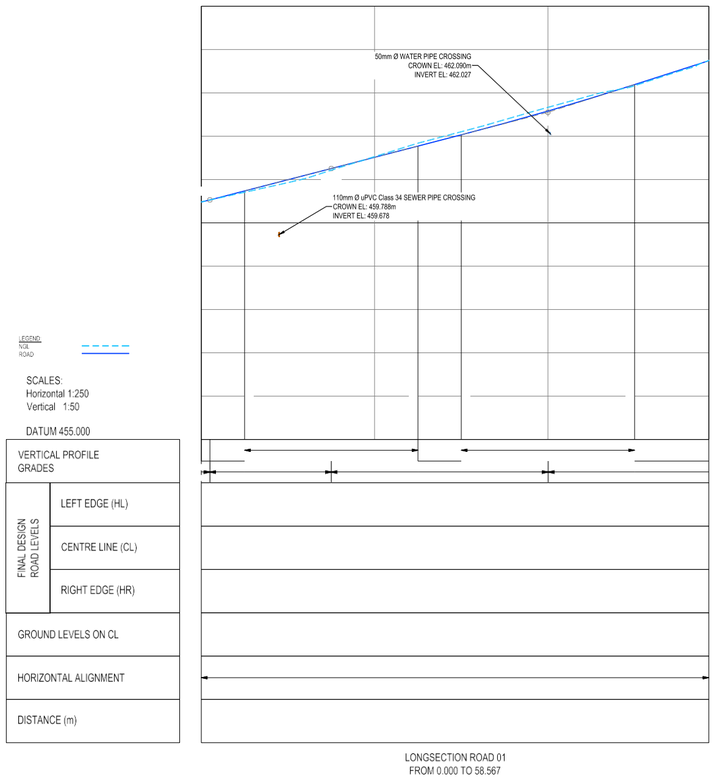

LONGSECTION ROAD 01
FROM 0.000 TO 58.567



LONGSECTION ROAD 02
FROM 0.000 TO 58.836



LONGSECTION ROAD 03
FROM 0.000 TO 27.440

No	DATE	DESCRIPTION	ISSUED BY

DESIGNED BY	R.R. RAVELE	SIGNATURE
DRAWN BY	T.T. MPHOLOANE	
CHECKED BY	H.L. THARAGA	

CLIENTS DETAILS
MUSINA LOCAL MUNICIPALITY
21 IRWIN ST
MUSINA
0900
Tel: (015) 234 6100

CONSULTANTS DETAILS
SIZEYA CONSULTING ENGINEERS
civil engineers | quantity surveyors
structural engineers | project managers
No. 6 Hans Van Rensburg Street
Office no. 14
Private Bag X9676. Postnet Suite 141
Polokwane 0700
Tel : (015) 291 1020
Email : info@sizeya.co.za

CONTRACT No.:	13-2025/26
PROJECT TITLE:	CONTRACTOR FOR THE CONSTRUCTION OF MABVETE COMMUNITY HALL
DRAWING TITLE:	ROAD LONGITUDINAL SECTION

SHEET 1 OF 1

DRAWING SCALE
AS SHOWN

CONSULTANTS DRAWING No.:
S42.1 – RD – LS – 001 – C – 00

Offset	NGL
10.0	461.438
7.5	461.442
5.0	461.416
2.5	461.412
0.0	461.527
2.5	461.523
5.0	461.519
7.5	461.512
10.0	461.469

Offset	NGL
10.0	461.177
7.5	461.185
5.0	461.184
2.5	461.177
0.0	461.216
2.5	461.213
5.0	461.209
7.5	461.230
10.0	461.214

Offset	NGL
10.0	460.916
7.5	460.924
5.0	460.923
2.5	460.925
0.0	460.929
2.5	460.967
5.0	460.997
7.5	461.028
10.0	460.982

Offset	NGL
10.0	460.677
7.5	460.669
5.0	460.687
2.5	460.691
0.0	460.707
2.5	460.748
5.0	460.789
7.5	460.805
10.0	460.746

Offset	NGL
10.0	462.825
7.5	462.866
5.0	462.896
2.5	462.926
0.0	462.937
2.5	462.944
5.0	462.325
7.5	462.486
10.0	462.507

Offset	NGL
10.0	462.621
7.5	462.634
5.0	462.647
2.5	462.655
0.0	462.662
2.5	462.669
5.0	462.247
7.5	462.386
10.0	462.404

Offset	NGL
10.0	462.305
7.5	462.317
5.0	462.343
2.5	462.367
0.0	462.378
2.5	462.389
5.0	462.156
7.5	462.285
10.0	462.297

Offset	NGL
10.0	462.001
7.5	462.018
5.0	462.052
2.5	462.085
0.0	462.101
2.5	462.103
5.0	462.113
7.5	462.180
10.0	462.192

Offset	NGL
10.0	461.802
7.5	461.545
5.0	461.398
2.5	461.304
0.0	461.210
2.5	461.065
5.0	460.920
7.5	460.743
10.0	460.596

Offset	NGL
10.0	461.751
7.5	461.575
5.0	461.428
2.5	461.294
0.0	461.167
2.5	461.041
5.0	460.914
7.5	460.786
10.0	460.652

Offset	NGL
10.0	463.475
7.5	463.536
5.0	463.589
2.5	463.642
0.0	463.742
2.5	463.816
5.0	463.695
7.5	463.593
10.0	463.496

Offset	NGL
10.0	463.252
7.5	463.300
5.0	463.358
2.5	463.422
0.0	463.486
2.5	463.515
5.0	462.515
7.5	462.686
10.0	462.707

Offset	NGL
10.0	462.387
7.5	461.804
5.0	461.654
2.5	461.507
0.0	461.355
2.5	461.187
5.0	461.019
7.5	460.846
10.0	460.690

Offset	NGL
10.0	462.337
7.5	461.822
5.0	461.677
2.5	461.541
0.0	461.407
2.5	461.254
5.0	461.087
7.5	460.936
10.0	460.786

Offset	NGL
10.0	461.917
7.5	461.795
5.0	461.655
2.5	461.516
0.0	461.377
2.5	461.265
5.0	461.111
7.5	460.957
10.0	460.803

Offset	NGL
10.0	461.861
7.5	461.659
5.0	461.500
2.5	461.361
0.0	461.274
2.5	461.187
5.0	461.053
7.5	460.887
10.0	460.699

Offset	NGL
9.0	463.547
6.0	462.826
3.0	462.604
0.0	462.398
3.0	462.310
6.0	462.367
9.0	462.377

Offset	NGL
10.0	462.575
7.5	461.858
5.0	461.384
2.5	461.241
0.0	461.089
2.5	460.978
5.0	460.842
7.5	460.661
10.0	460.480

Offset	NGL
10.0	462.537
7.5	461.800
5.0	461.506
2.5	461.346
0.0	461.187
2.5	461.052
5.0	460.871
7.5	460.681
10.0	460.503

Offset	NGL
10.0	462.487
7.5	461.794
5.0	461.618
2.5	461.442
0.0	461.267
2.5	461.064
5.0	460.866
7.5	460.690
10.0	460.606

Offset	NGL
9.0	463.748
6.0	462.891
3.0	462.826
0.0	462.760
3.0	462.695
6.0	462.630
9.0	462.565

Offset	NGL
9.0	463.723
6.0	462.866
3.0	462.801
0.0	462.735
3.0	462.670
6.0	462.605
9.0	462.540

Offset	NGL
9.0	463.672
6.0	462.814
3.0	462.749
0.0	462.684
3.0	462.619
6.0	462.555
9.0	462.493

Offset	NGL
9.0	463.620
6.0	462.766
3.0	462.708
0.0	462.646
3.0	462.583
6.0	462.521
9.0	462.458



FOR CONSTRUCTION

NO	DATE	DESCRIPTION	ISSUED BY
00	03/2026	INITIAL ISSUE	TTM

CONSULTING ENGINEER DATE

PROFESSIONAL REGISTRATION No.

EMPLOYER'S PROJECT MANAGER DATE

PROJECT No. DISCIPLINE SUB-DISCIPLINE DWG No. STAGE REV No.

PD: PRELIMINARY DESIGN / DD: DETAILED DESIGN / T: TENDER / C: CONSTRUCTION / A: AS-BUILT / I: FOR INFORMATION ONLY

SIGNATURE

DESIGNED BY R.R. RAVELE

DRAWN BY T.T. MPHOLOSHE

CHECKED BY H.L. TARAGA

CLIENT'S DETAILS

VUWA LOCAL MUNICIPALITY

CONSULTANT'S DETAILS

SIZEYA

CONTRACT No. TS-2025/26

PROJECT TITLE CONTRACTOR FOR THE CONSTRUCTION OF MARKET + COMMUNITY HALL

DRAWING TITLE ROAD CROSS SECTIONS

SHEET 1 OF 1

DRAWING SCALE AS SHOWN

CONSULTANTS DRAWING No.

S421 – RD – CS – 001 – C – 00

MABVETE COMMUNITY HALL GUARD HOUSE SETTING OUT WGS 84 Lo 31°

POINT	Y	X	NGL Z
GR1	43 365.095	2 485 448.802	460.527m
GR2	43 369.987	2 485 446.458	460.558m
GR3	43 371.716	2 485 450.065	460.746m
GR4	43 366.824	2 485 452.409	460.733m

MABVETE COMMUNITY HALL KITCHEN SETTING OUT WGS 84 Lo 31°

POINT	Y	X	PLATFORM Z
K1	43 420.352	2 485 481.109	462.844m
K2	43 417.708	2 485 473.846	462.676m

MABVETE COMMUNITY HALL HVAC DUCT SETTING OUT WGS 84 Lo 31°

POINT	Y	X	PLATFORM Z
HV1	43 438.358	2 485 450.000	462.668m
HV2	43 437.866	2 485 448.647	462.638m

MABVETE COMMUNITY HALL ABLUTION, PARA, CLEANERS ROOM & LOCKERS SETTING OUT WGS 84 Lo 31°

POINT	Y	X	PLATFORM Z
AB1	43 415.494	2 485 474.896	462.656m
AB2	43 405.881	2 485 478.395	462.568m
AB3	43 404.356	2 485 474.204	462.475m
AB4	43 409.703	2 485 472.258	462.515m
AB5	43 409.302	2 485 471.159	462.490m
AB6	43 413.569	2 485 469.606	462.534m
AB7	43 404.307	2 485 478.968	462.584m
AB8	43 402.382	2 485 473.677	462.439m

MABVETE COMMUNITY HALL HALL - MALE ABLUTION SETTING OUT WGS 84 Lo 31°

POINT	Y	X	PLATFORM Z
HMA1	43 433.581	2 485 451.494	462.605m
HMA2	43 437.786	2 485 450.208	462.661m
HMA3	43 439.693	2 485 455.447	462.778m
HMA4	43 435.566	2 485 456.949	462.727m
HMA5	43 440.265	2 485 455.239	462.784m

MABVETE COMMUNITY HALL OFFICE SETTING OUT WGS 84 Lo 31°

POINT	Y	X	PLATFORM Z
O1	43 404.034	2 485 473.321	462.456m
O2	43 400.809	2 485 464.459	462.260m
O3	43 404.784	2 485 463.013	462.289m
O4	43 408.009	2 485 471.874	462.485m
O5	43 396.111	2 485 466.170	462.225m

MABVETE COMMUNITY HALL HALL - FEMALE ABLUTION SETTING OUT WGS 84 Lo 31°

POINT	Y	X	PLATFORM Z
HFA1	43 437.061	2 485 461.055	462.820m
HFA2	43 440.312	2 485 459.872	462.855m
HFA3	43 442.033	2 485 464.598	462.956m
HFA4	43 438.781	2 485 465.782	462.920m
HFA5	43 442.238	2 485 465.162	462.968m
HFA6	43 442.472	2 485 461.304	462.913m
HFA7	43 441.646	2 485 459.033	462.865m

MABVETE COMMUNITY HALL INTERNAL COURTYARD SETTING OUT WGS 84 Lo 31°

POINT	Y	X	PLATFORM Z
IC1	43 410.634	2 485 460.884	462.336m
IC2	43 409.995	2 485 461.116	462.329m
IC3	43 410.238	2 485 461.784	462.344m
IC4	43 410.856	2 485 461.496	462.350m

MABVETE COMMUNITY HALL STOREROOM SETTING OUT WGS 84 Lo 31°

POINT	Y	X	PLATFORM Z
STR1	43 427.870	2 485 470.392	462.799m
STR2	43 430.450	2 485 477.481	462.959m
STR3	43 424.731	2 485 479.516	462.891m
STR4	43 422.166	2 485 472.468	462.729m

MABVETE COMMUNITY HALL BENCHMARKS WGS 84 DATUM, Lo 31°

POINT	Y	X	NGL Z
THT1	43 422.228	2 485 572.804	466.872
THT1A	43 495.434	2 485 585.085	469.749
THT3	43 489.269	2 485 410.731	460.193
THT4	43 361.551	2 485 440.675	460.239

MABVETE COMMUNITY HALL HALL SETTING OUT WGS 84 Lo 31°

POINT	Y	X	PLATFORM Z
6	43 414.912	2 485 459.351	462.388
7	43 419.977	2 485 473.265	462.705
8	43 438.987	2 485 466.346	462.932
46	43 433.317	2 485 450.768	462.589

No.	Date	DESCRIPTION	ISSUED BY
01	03/2026	HALL CO-ORDINATES	TTM
00	10/2023	INITIAL ISSUE	HLT

SIGNATURE

DESIGNED BY R.R. RAVELE

DRAWN BY T.T. MPHOLOANE

CHECKED BY H.L. THARAGA

CLIENTS DETAILS

MUSINA LOCAL MUNICIPALITY

21 IRWIN ST
MUSINA
0900
Tel: (015) 234 6100

CONSULTANTS DETAILS

SIZEYA

No. 6 Hans Van Rensburg Street
Office no. 14
Private Bag X9679, Postnet Suite 141
Polokwane 0700
Tel : (015) 291 1020
Email : info@sizeya.co.za

CONSULTING ENGINEER DATE

PROFESSIONAL REGISTRATION No.

EMPLOYER'S PROJECT MANAGER DATE

CONTRACT No.: 13-2025/26

PROJECT TITLE: CONTRACTOR FOR THE CONSTRUCTION OF MABVETE COMMUNITY HALL

DRAWING TITLE: BUILDING LAYOUT AND SETTING OUT

TENDER PURPOSES ONLY

SHEET 1 OF 1

DRAWING SCALE
AS SHOWN

CONSULTANTS DRAWING No.:
S42.1 – B – LAY –001– C – 00

PROJECT No.: DISCIPLINE SUB-DISCIPLINE DWG No: STAGE REV No.

PD: PRELIMINARY DESIGN / DD: DETAILED DESIGN / T: TENDER / C: CONSTRUCTION / A: AS-BUILT / I: FOR INFORMATION ONLY

N

W E

S

SEWER LEGEND:

110mm Ø uPVC CLASS 34 SEWER PIPE

SEWER MANHOLE/RODDING EYE

SEPTIC TANK

THT1	43 422.228	2 485 572.804	466.872
THT1A	43 495.434	2 485 585.085	469.749
THT3	43 489.269	2 485 410.731	460.193
THT4	43 361.551	2 485 440.675	460.239

90° BEND - 1	43 407.642	2 485 486.248	460.153
90° BEND - 2	43 445.930	2 485 464.872	459.546
MH-1	43 398.589	2 485 461.141	459.708
MH-2	43 436.281	2 485 440.581	459.111
RE-1	43 366.543	2 485 453.843	459.780
RE-2	43 423.458	2 485 480.492	460.434
RE-3	43 408.512	2 485 488.661	460.196
RE-4	43 397.759	2 485 464.681	459.769
RE-5	43 438.451	2 485 467.594	459.679
RE-6	43 446.647	2 485 466.677	459.578
RE-7	43 435.852	2 485 441.673	459.131
SEPTIC TANK	43 449.734	2 485 434.093	458.924
Y-JUNCTION-1	43 402.774	2 485 443.309	459.403
Y-JUNCTION-2	43 437.660	2 485 437.072	459.048

THT3

SEPTIC TANK

Y-JUNCTION-2

MH-2

RE-7

Y-JUNCTION-1

THT4

RE-1

MH-1

RE-4

90° BEND - 2

RE-5

RE-6

RE-2

90° BEND - 1

RE-3

EXISTING BOABAB TREE TO BE RETAINED

FUTURE DEVELOPMENT TO BE OMITTED FROM CURRENT SCOPE. AREA TO BE PROTECTED FROM CONSTRUCTION ACTIVITIES. NO MACHINERY/PERSONNEL ALLOWED.

MABVETE COMMUNITY HALL

SEWER LAYOUT

SCALE 1:200

TENDER PURPOSES ONLY

No	DATE	DESCRIPTION	ISSUED BY
01	04/2023	REVISED SEWER LEVELS	TTM
00	02/2023	INITIAL ISSUE	TTM

CONSULTING ENGINEER DATE

PROFESSIONAL REGISTRATION No.

EMPLOYER'S PROJECT MANAGER DATE

PROJECT No. DISCIPLINE SUB-DISCIPLINEDWG No. STAGE REV No.

PD: PRELIMINARY DESIGN / **DD**: DETAILED DESIGN / **T**: TENDER / **C**: CONSTRUCTION / **A**: AS-BUILT / **I**: FOR INFORMATION ONLY

MABVETE COMMUNITY HALL
BENCHMARKS
WSG84 DATUM, Lo 31°

DESCRIPTION	Y	X	Z

MABVETE COMMUNITY HALL
SEWER STRUCTURES
WGS84 DATUM, Lo 31°

STRUCTURE NAME	Y	X	Z

SIGNATURE

DESIGNED BY R.R. RAVELE

DRAWN BY T.T. MPHOLOANE

CHECKED BY H.L. THARAGA

CLIENTS DETAILS

MUSINA LOCAL MUNICIPALITY

21 IRWIN ST
MUSINA
0900
Tel: (015) 234 6100

CONSULTANTS DETAILS

SIZEYA

No. 6 Hans Van Rensburg Street
Office no. 14
Private Bag X9679, Postnet Suite 141
Polokwane 0700
Tel : (015) 291 1020
Email : info@s-eoya.co.za

CONTRACT No.: 13-2025/26

PROJECT TITLE: CONTRACTOR FOR THE CONSTRUCTION OF MABVETE COMMUNITY HALL

DRAWING TITLE: SEWER LAYOUT PLAN

SHEET 1 OF 1

DRAWING SCALE
AS SHOWN

CONSULTANTS DRAWING No.:
S42.1 – SW – LAY –000– C – 01

465

ROAD 1

ROAD 2

460

RE-1 0.000 460.798 459.780

Ø110
CLASS 34

1.00%
1:100.0
37.73m

Y-JUNCTION-1 37.731 461.072 459.403 459.403

Ø110
CLASS 34

1.00%
1:100.0
35.44m

Y-JUNCTION-2 73.171 461.178 459.048 459.048

Ø110
CLASS 34

1.00%
1:100.0
12.44m

SEPTIC TANK 85.6[illegible] 461.224 458.924

465

ROAD 3

ROAD 2

460

RE-2 0.000 462.883 460.434

Ø110
CLASS 34

1.67%
1:60.0
16.83m

90° BEND - 1 16.8[illegible] 462.722 460.153 460.153

Ø110
CLASS 34

1.67%
1:60.0
26.69m

MH-1 43.521 462.176 459.708 459.708

Ø110
CLASS 34

1.67%
1:60.0
18.32m

Y-JUNCTION-1 61.8[illegible] 461.072 459.403

465

460

0.000 462.943 459.679

Ø110
CLASS 34

1.67%
1:59.9
7.96m

90° BEND - 2 7.959 463.025 459.546 459.546

Ø110
CLASS 34

1.67%
1:60.0
26.14m

MH-2 34.096 461.365 459.111 459.111

1.67%
1:60.0
3.77m

Y-JUNCTION-2 37.867 461.178 459.048

TENDER PURPOSES ONLY

CONSULTING ENGINEER DATE

PROFESSIONAL REGISTRATION No.

00	03/2026	INITIAL ISSUE	TTM

PROJECT No. DISCIPLINE SUB-DISCIPLINE DWG No. STAGE REV No.

EMPLOYER'S PROJECT MANAGER DATE

PD: PRELIMINARY DESIGN / **DD**: DETAILED DESIGN / **T**: TENDER / **C**: CONSTRUCTION / **A**: AS-BUILT / **I**: FOR INFORMATION ONLY

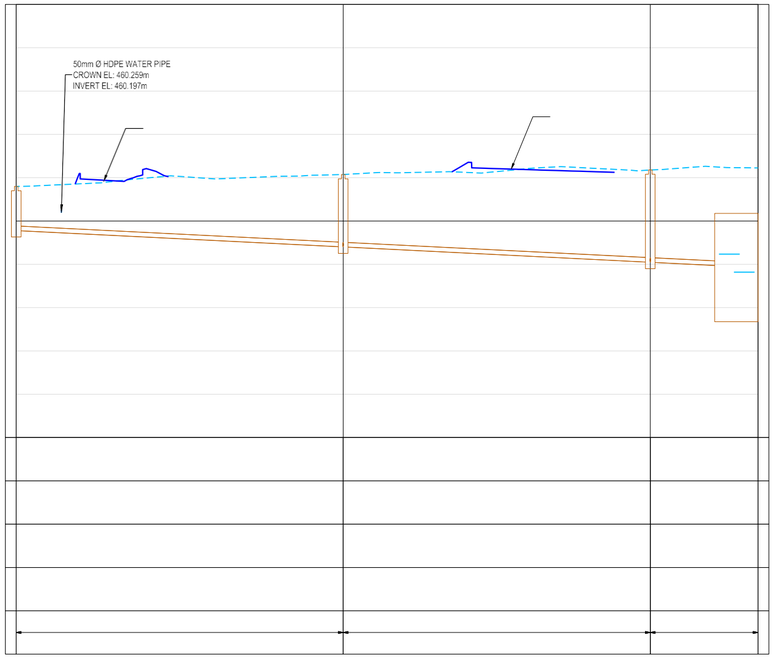

LEGEND:
NGL
PLATFORM LEVEL
FINISHED ROAD LEVEL
FINISHED PARKING LEVEL

SCALES:
Horizontal 1:250
Vertical 1:50

DATUM 455.000

REFERENCE
DISTANCE (m)
GROUND LEVEL
PIPE INVERT LEVEL
SLOPE / LENGTH

LONGSECTION SEWER BRANCH 1
FROM 0.000 TO 85.606

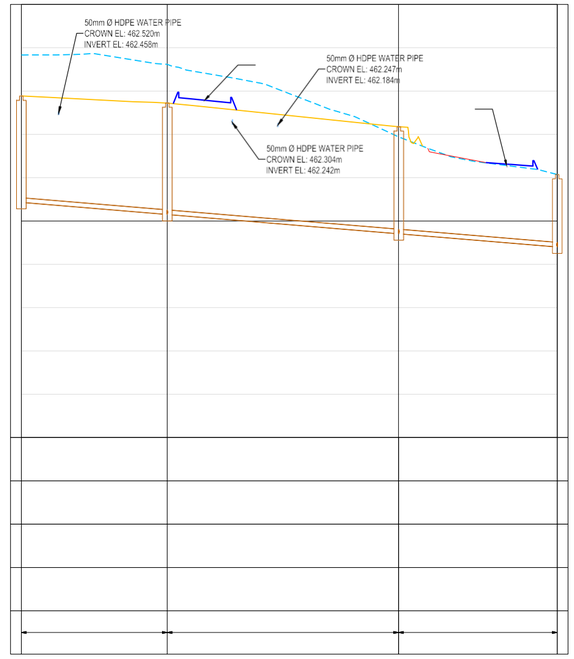

LEGEND:
NGL
PLATFORM LEVEL
FINISHED ROAD LEVEL
FINISHED PARKING LEVEL

SCALES:
Horizontal 1:250
Vertical 1:50

DATUM 455.000

REFERENCE
DISTANCE (m)
GROUND LEVEL
PIPE INVERT LEVEL
SLOPE / LENGTH

LONGSECTION SEWER BRANCH 2
FROM 0.000 TO 61.838

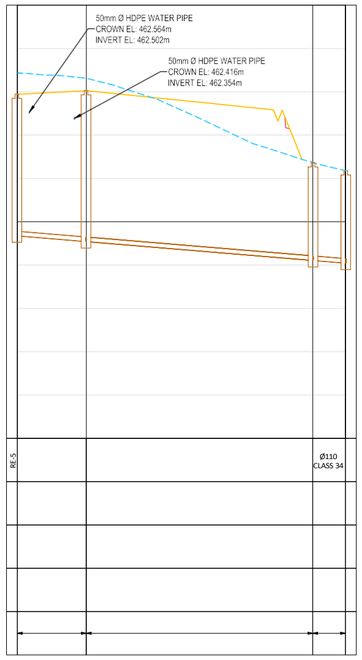

LEGEND:
NGL
PLATFORM LEVEL
FINISHED ROAD LEVEL
FINISHED PARKING LEVEL

SCALES:
Horizontal 1:250
Vertical 1:50

DATUM 455.000

REFERENCE
DISTANCE (m)
GROUND LEVEL
P PE NVERT LEVEL
SLOPE / LENGTH

LONGSECTION SEWER BRANCH 3
FROM 0.000 TO 37.867

No	DATE	DESCRIPTION	ISSUED BY

DESIGNED BY	R.R. RAVELE	SIGNATURE
DRAWN BY	T.T. MPHOLOANE	
CHECKED BY	H.L. THARAGA	

CLIENTS DETAILS
MUSINA LOCAL MUNICIPALITY
21 IRWIN ST
MUSINA
0900
Tel: (015) 234 6100

CONSULTANTS DETAILS
SIZEYA CONSULTING ENGINEERS
civil engineers | quantity surveyors
structural engineers | project managers
No. 6 Hans Van Rensburg Street
Office no. 14
Private Bag X9676. Postnet Suite 141
Polokwane 0700
Tel : (015) 291 1020
Email : info@sizeya.co.za

CONTRACT No.:	13-2025/26
PROJECT TITLE:	CONTRACTOR FOR THE CONSTRUCTION OF MABVETE COMMUNITY HALL
DRAWING TITLE:	SEWER LONGITUDINAL SECTION

SHEET 1 OF 1

DRAWING SCALE
AS SHOWN

CONSULTANTS DRAWING No.:
S42.1 – SW – LS – 001 – C – 00

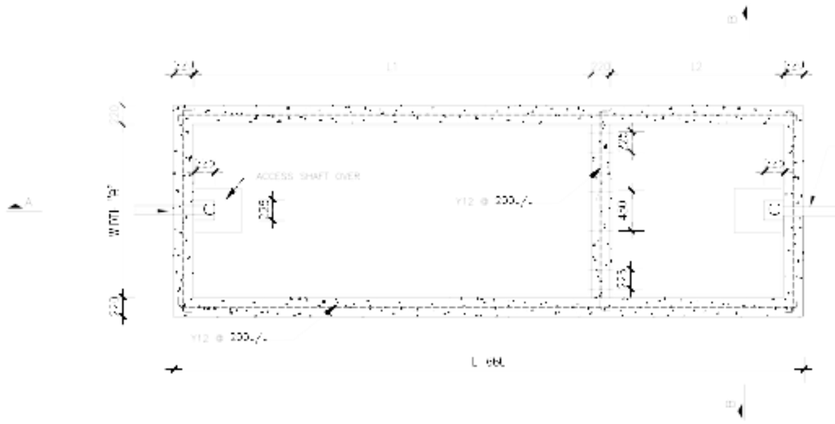

SEPTIC TANK PLAN
N.T.S

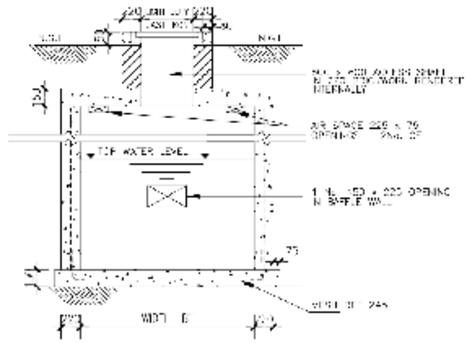

SECTION B-B
N.T.S

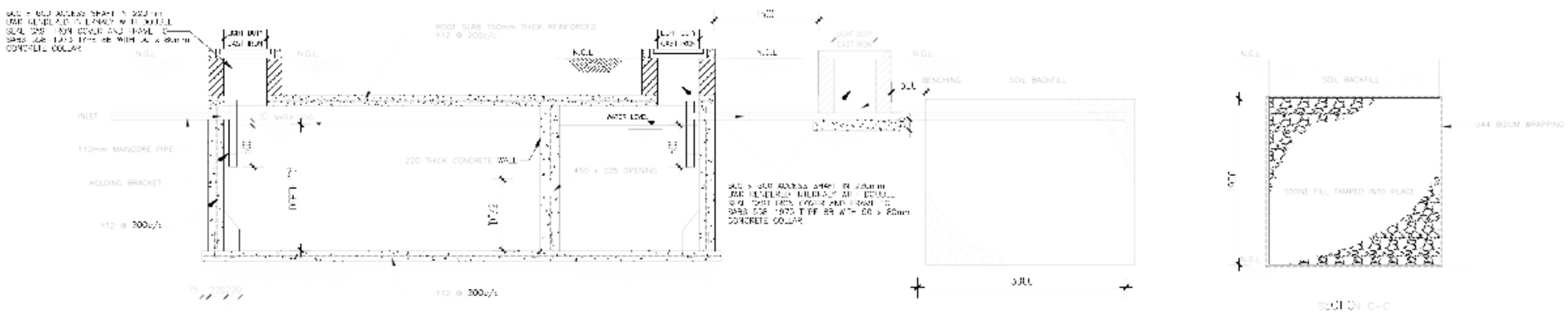

SECTION A-A
N.T.S

SECTION C-C
N.T.S

NOTES:

1. ALL CONCRETE TO BE CLASS 25/19 DUPLEX WITH GRANOLITHIC AND TROWELLED SMOOTH
2. SQUARE MESH FABRIC TO BE PLACED CENTRALLY IN BASE SLAB
3. MIN. COVER TO STEEL IS 40mm UNLESS OTHERWISE STATED
4. ALL SEWER PIPES SHALL BE OF CLASS 4 AND COMPLY WITH THE REQUIREMENTS OF SABS 819

NOTES:

SEPTIC TANK DETAILS				
A	L1	L2	B	B
4.0m	2.4m	1.3	1.9m	2.0m

TENDER PURPOSES ONLY

NO	DATE	DESCRIPTION	ISSUED BY
00	03/2026	INITIAL ISSUE	TTM

SIGNATURE

DESIGNED BY: M.R. RAVELE
DRAWN BY: T.T. MPHOLOANE
CHECKED BY: H.L. TARAGA

CLIENT'S DETAILS
VHEMBE DISTRICT MUNICIPALITY
P. BAG X5078
SIBASA
0970
TEL: 015 962 8000

CONSULTANTS DETAILS
SIZEYA
ENGINEERS | PROJECT MANAGERS
Unit 2, Block A, Lynnwood Office Park, 5 Sloane Street, Bryanston, 2191
Private Bag X9905, Randburg, 2125
Docex 40 Randburg
TEL: (010) 201 1020
Email: info@sizeya.co.za

CONTRACT No: 15-2025/26

PROJECT TITLE: CONTRACTOR FOR THE CONSTRUCTION OF MARUFETI COMMUNITY HALL

DRAWING TITLE: SEPTIC TANK TYPICAL DETAIL

SHEET 1 OF 1

DRAWING SCALE: AS SHOWN

CONSULTANTS DRAWING NO.:

PROJECT	DISCIPLINE	SUB-DISCIPLINE	TYPE	DOC. NO.	REV.
5421	SW	STD	003	C	00

N

W E

S

WATER LEGEND:

50mm Ø HDPE PN 10 WATER PIPE

WATER CONNECTIONS

BENDS/JUNCTIONS

40KL WATER STORAGE TANK
(WITH 20% FIRE RESERVE) TANK

40KL STORAGE TANK	43 439.155	2 485 476.798
J1	43 438.686	2 485 475.576
J2	43 436.612	2 485 469.946
J3	43 445.228	2 485 466.749
J4	43 439.488	2 485 450.977
J5	43 438.619	2 485 451.294
J6	43 419.609	2 485 482.520
J7	43 416.826	2 485 474.902
J8	43 403.883	2 485 479.633
J9	43 402.114	2 485 474.692
J10	43 385.608	2 485 480.699
J11	43 440.383	2 485 468.547
J12	43 439.390	2 485 465.916
J13	43 421.620	2 485 481.787
J14	43 421.254	2 485 480.781
J15	43 404.605	2 485 473.771
J16	43 408.015	2 485 478.122
J17	43 407.814	2 485 477.569
J18	43 370.853	2 485 450.840
J19	43 367.849	2 485 452.078

THT1	43 422.228	2 485 572.804	466.872
THT1A	43 495.434	2 485 585.085	469.749
THT3	43 489.269	2 485 410.731	460.193
THT4	43 361.551	2 485 440.675	460.239

MABVETE COMMUNITY HALL

WATER LAYOUT

SCALE 1:200

TENDER PURPOSES ONLY

CONSULTING ENGINEER DATE

00	03/2026	INITIAL ISSUE	TTM

PROFESSIONAL REGISTRATION No.

EMPLOYER'S PROJECT MANAGER DATE

PROJECT No. DISCIPLINE SUB-DISCIPLINE DWG No. STAGE REV No.

PD: PRELIMINARY DESIGN / DD: DETAILED DESIGN / T: TENDER / C: CONSTRUCTION / A: AS-BUILT / I: FOR INFORMATION ONLY

MABVETE COMMUNITY HALL
WATER STRUCTURE/JUNCTION LIST
WGS84 DATUM, Lo 31°

JUNCTION NAME	Y	X

MABVETE COMMUNITY HALL
BENCHMARKS
WGS84 DATE, Lo 31°

BEARING	Y	X	Z

No	DATE	DESCRIPTION	ISSUED BY

SIGNATURE

DESIGNED BY R.R. RAVELE

DRAWN BY T.T. MPHOLOANE

CHECKED BY H.L. THARAGA

CLIENTS DETAILS

MUSINA LOCAL MUNICIPALITY

21 IRWIN ST
MUSINA
0900
Tel: (015) 234 6100

CONSULTANTS DETAILS

No. 6 Hans Van Rensburg Street
Office no. 14
Private Bag X9676, Postnet Suite 141
Polokwane 0700
Tel : (015) 291 1020
Email : info@sizeya.co.za

CONTRACT No.: 13-2025/26

PROJECT TITLE: CONTRACTOR FOR THE CONSTRUCTION OF MABVETE COMMUNITY HALL

DRAWING TITLE: WATER LAYOUT PLAN

SHEET 1 OF 1

DRAWING SCALE
AS SHOWN

CONSULTANTS DRAWING No.:
S42.1 – W – LAY –000– C – 00

THT1	43 422.228	2 485 572.804	466.872
THT1A	43 495.434	2 485 585.085	469.749
THT3	43 489.269	2 485 410.731	460.193
THT4	43 361.551	2 485 440.675	460.239

A1	43 450.736	2 485 473.775	463.240	H1	43 417.847	2 485 485.746	462.880
A2	43 449.026	2 485 469.077	463.140	H2	43 416.137	2 485 481.047	462.771
A3	43 447.316	2 485 464.378	463.040	H3	43 414.427	2 485 476.349	462.662
A4	43 445.606	2 485 459.680	462.940	H4	43 412.717	2 485 471.650	462.554
A5	43 443.896	2 485 454.981	462.840	H5	43 411.007	2 485 466.952	462.445
A6	43 442.186	2 485 450.283	462.740	H6	43 409.296	2 485 462.254	462.337
A7	43 440.476	2 485 445.584	462.640	I1	43 413.148	2 485 487.456	462.828
B1	43 446.038	2 485 475.485	463.189	I2	43 411.438	2 485 482.757	462.719
B2	43 444.328	2 485 470.787	463.089	I3	43 409.728	2 485 478.059	462.615
B3	43 442.618	2 485 466.088	462.989	I4	43 408.018	2 485 473.361	462.511
B4	43 440.907	2 485 461.390	462.889	I5	43 406.308	2 485 468.662	462.407
B5	43 439.197	2 485 456.691	462.788	I6	43 404.598	2 485 463.964	462.303
B6	43 437.487	2 485 451.993	462.684	J1	43 408.450	2 485 489.166	462.777
B7	43 435.777	2 485 447.294	462.581	J2	43 406.740	2 485 484.468	462.681
C1	43 441.339	2 485 477.195	463.137	J3	43 405.030	2 485 479.769	462.580
C2	43 439.629	2 485 472.497	463.037	J4	43 403.320	2 485 475.071	462.476
C3	43 437.919	2 485 467.798	462.937	J5	43 401.610	2 485 470.372	462.372
C4	43 436.209	2 485 463.100	462.836	J6	43 399.900	2 485 465.674	462.268
C5	43 434.499	2 485 458.401	462.731	J7	43 398.189	2 485 460.975	462.168
C6	43 432.789	2 485 453.703	462.625	K1	43 403.752	2 485 490.876	462.725
C7	43 431.079	2 485 449.005	462.522	K2	43 402.041	2 485 486.178	462.630
D1	43 436.641	2 485 478.905	463.086	K3	43 400.329	2 485 481.474	462.534
D2	43 434.931	2 485 474.207	462.986	K4	43 398.621	2 485 476.781	462.439
D3	43 433.221	2 485 469.509	462.883	K5	43 396.911	2 485 472.082	462.337
D4	43 431.510	2 485 464.810	462.778	K6	43 395.201	2 485 467.384	462.233
D5	43 429.800	2 485 460.112	462.672	K7	43 393.491	2 485 462.685	462.135
D6	43 428.090	2 485 455.413	462.567	P1	43 401.813	2 485 491.582	462.704
D7	43 426.380	2 485 450.715	462.463	P2	43 399.641	2 485 487.051	462.604
E1	43 431.942	2 485 480.616	463.034	P3	43 397.469	2 485 482.521	462.503
E2	43 430.232	2 485 475.917	462.930	P4	43 395.296	2 485 477.991	462.403
E3	43 428.522	2 485 471.219	462.824	P5	43 393.124	2 485 473.461	462.302
E4	43 426.812	2 485 466.520	462.719	P6	43 390.952	2 485 468.930	462.202
E5	43 425.102	2 485 461.822	462.613	P7	43 388.779	2 485 464.400	462.101
E6	43 423.392	2 485 457.123	462.508	P8	43 387.656	2 485 462.057	462.049
F1	43 427.244	2 485 482.326	462.983	P9	43 392.924	2 485 461.128	462.102
F2	43 425.534	2 485 477.627	462.874	P10	43 397.924	2 485 460.247	462.153
F3	43 423.824	2 485 472.929	462.766	P11	43 402.924	2 485 459.365	462.204
F4	43 422.114	2 485 468.230	462.660	P12	43 407.924	2 485 458.483	462.255
F5	43 420.403	2 485 463.532	462.555	P13	43 409.350	2 485 458.232	462.269
F6	43 418.693	2 485 458.833	462.449	P14	43 412.602	2 485 456.716	462.305
G1	43 422.545	2 485 484.036	462.931	P15	43 417.142	2 485 454.571	462.338
G2	43 420.835	2 485 479.337	462.822	P16	43 421.686	2 485 452.435	462.379
G3	43 419.125	2 485 474.639	462.714	P17	43 426.229	2 485 450.300	462.419
G4	43 417.415	2 485 469.940	462.605	P18	43 430.773	2 485 448.165	462.460
G5	43 415.705	2 485 465.242	462.496	P19	43 435.317	2 485 446.030	462.531
G6	43 413.995	2 485 460.543	462.390	P20	43 439.865	2 485 443.893	462.606

F1	43 359.846	2 485 446.123
F2	43 367.913	2 485 444.695
F3	43 379.440	2 485 442.655
F4	43 458.315	2 485 428.693
F5	43 505.074	2 485 519.698
F6	43 402.836	2 485 536.411

MABVETE COMMUNITY HALL

PLATFORM LAYOUT AND SETTING-OUT

SCALE 1:200

TENDER PURPOSES ONLY

No	DATE	DESCRIPTION	ISSUED BY
02	03/2026	ADDED FENCE POINTS AND SETTING-OUT CO-ORDINATES	TTM
01	03/2023	REVISED PLATFORM CO-ORDINATES AND CROSS SECTION	TTM
00	02/2023	INITIAL ISSUE	TTM

CONSULTING ENGINEER DATE

PROFESSIONAL REGISTRATION No.

EMPLOYER'S PROJECT MANAGER DATE

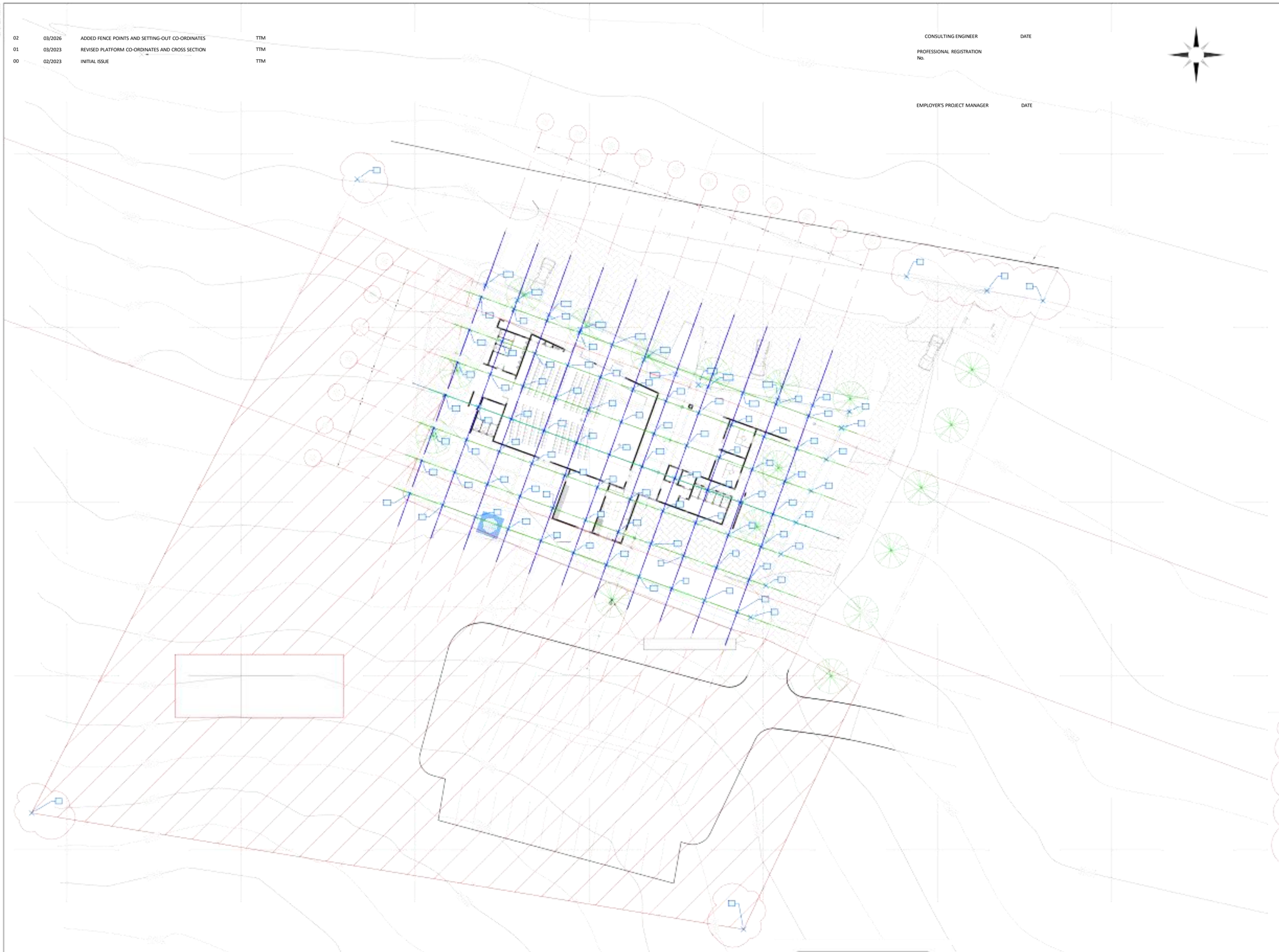

MABVETE COMMUNITY HALL BENCHMARKS WGS84 DATUM, Lo 31°

BEARING	Y	X	Z

PROJECT No. DISCIPLINE SUB-DISCIPLINEDWG No. STAGE REV No.

PD: PRELIMINARY DESIGN / **DD**: DETAILED DESIGN / **T**: TENDER / **C**: CONSTRUCTION / **A**: AS-BUILT / **I**: FOR INFORMATION ONLY

MABVETE COMMUNITY HALL PLATFORM SETTING OUT WGS84 DATUM, Lo 31°

BEARING	Y	X	Z

MABVETE COMMUNITY HALL PLATFORM SETTING OUT WGS84 DATUM, Lo 31°

BEARING	Y	X	Z

MABVETE COMMUNITY HALL FENCE SETTING OUT WGS84 DATUM, Lo 31°

NAME	Y	X

DESIGNED BY R.R. RAVELE

DRAWN BY T.T. MPHOLOANE

CHECKED BY H.L. THARAGA

SIGNATURE

CLIENTS DETAILS

MUSINA LOCAL MUNICIPALITY

21 IRWIN ST
MUSINA
0900
Tel: (015) 234 6100

CONSULTANTS DETAILS

SIZEYA

No. 6 Hans Van Rensburg Street
Office no. 14
Private Bag X9679, Postnet Suite 141
Polokwane 0700
Tel : (015) 291 1020
Email : info@sizeya.co.za

CONTRACT No.: 13-2025/26

PROJECT TITLE: CONTRACTOR FOR THE CONSTRUCTION OF MABVETE COMMUNITY HALL

DRAWING TITLE: PLATFORM LAYOUT PLAN

SHEET 1 OF 1

DRAWING SCALE
AS SHOWN

CONSULTANTS DRAWING No.:
S42.1 – PL – LAY –000– C – 02



EXISTING BOARDABI TREE TO BE RETAINED
EL: 464.204m, CH: 10.505

1,83

POSITION = A4
ELEVATION = 462.940

CUT (-) / FILL (+)	OFFSET FROM C/L	NGL
	35	462.981
-0.119	30	463.033
-0.214	25	463.077
-0.345	20	463.152
-0.435	15	463.184
-0.504	10	463.194
-0.567	5	463.198
-0.548	0	463.127
-0.600	5	463.128
-0.645	10	463.138
-0.553	15	463.011
-0.430	20	462.843
	25	462.732

POSITION = A3
ELEVATION = 463.040

CUT (-) / FILL (+)	OFFSET FROM C/L	NGL
	35	463.248
-0.314	30	463.328
-0.441	25	463.403
-0.555	20	463.466
-0.650	15	463.504
-0.699	10	463.494
-0.798	5	463.538
-0.853	0	463.541
-0.789	5	463.426
-0.738	10	463.335
-0.692	15	463.253
-0.613	20	463.122
	25	463.004

POSITION = A2
ELEVATION = 463.140

CUT (-) / FILL (+)	OFFSET FROM C/L	NGL
	35	463.499
-0.462	30	463.577
-0.580	25	463.643
-0.668	20	463.679
-0.647	15	463.607
-0.801	10	463.701
-0.935	5	463.783
-0.990	0	463.787
-1.015	5	463.760
-0.886	10	463.587
-0.786	15	463.442
-0.749	20	463.354
	25	463.255

POSITION = P4
ELEVATION = 462.403

POSITION = P3
ELEVATION = 462.503

POSITION = P2
ELEVATION = 462.604

CUT (-) / FILL (+)	OFFSET FROM C/L	NGL
	35	463.674
-0.577	30	463.791
-0.700	25	463.863
-0.781	20	463.893
-0.797	15	463.857
-0.962	10	463.971
-0.978	5	463.934
-1.004	0	463.909
-1.092	5	463.946
-1.069	10	463.872
-1.081	15	463.832
-0.991	20	463.694
	25	463.555

POSITION = A7
ELEVATION = 462.640

CUT (-) / FILL (+)	OFFSET FROM C/L	NGL
	35	461.749
0.858	30	461.753
0.681	25	461.871
0.475	20	462.018
0.453	15	461.981
0.243	10	461.939
0.064	5	461.930
0.134	0	461.961
-0.111	5	461.944
0.271	10	461.914
0.244	15	461.908
0.240	20	461.878
	25	461.902

POSITION = A6
ELEVATION = 462.740

CUT (-) / FILL (+)	OFFSET FROM C/L	NGL
	35	462.131
0.503	30	462.210
0.369	25	462.286
0.236	20	462.360
0.145	15	462.392
0.131	10	462.348
0.057	5	462.363
-0.113	0	462.475
-0.137	5	462.458
-0.089	10	462.375
-0.116	15	462.367
-0.048	20	462.264
	25	462.172

POSITION = P7
ELEVATION = 462.101

POSITION = P6
ELEVATION = 462.202

CUT (-) / FILL (+)	OFFSET FROM C/L	NGL
	35	462.583
0.140	30	462.674
0.011	25	462.749
-0.075	20	462.777
-0.164	15	462.807
-0.212	10	462.796
-0.284	5	462.809
-0.369	0	462.840
-0.446	5	462.870
-0.385	10	462.774
-0.306	15	462.660
-0.248	20	462.566
	25	462.458

ROAD 1

01	03/2026	REVISED PLATFORM CO-ORDINATES AND CROSS SECTION	TTM
00	02/2023	INITIAL ISSUE	TTM

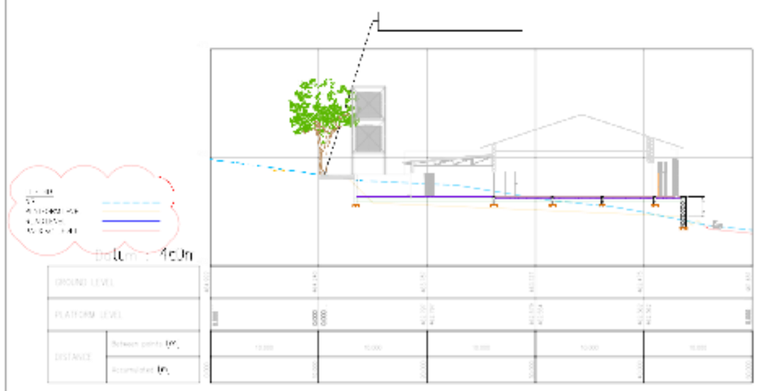

PF 1 PLATFORM LONGITUDINAL SECTION
Horizontal 1:200
Vertical 1:100

TENDER PURPOSES ONLY

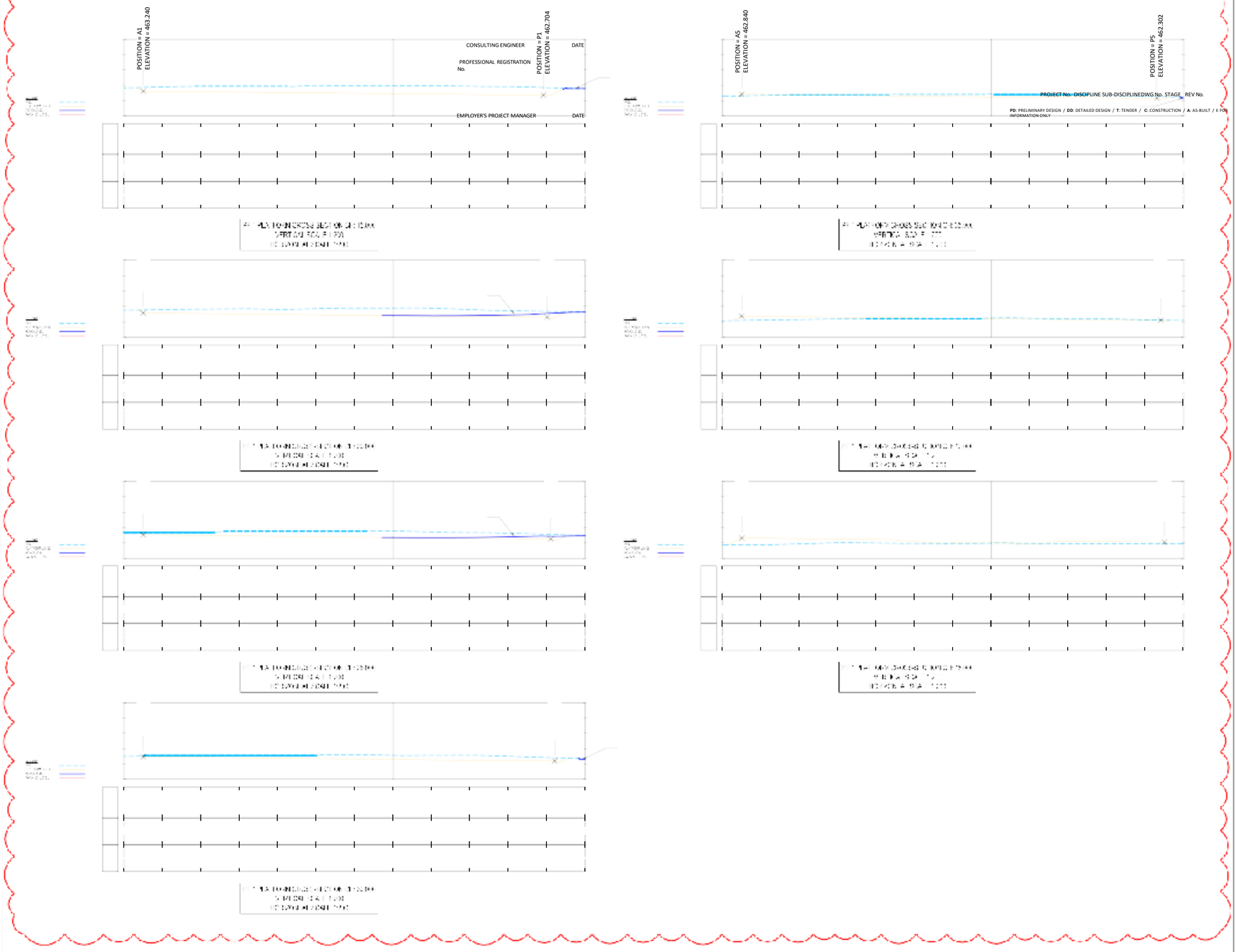

No	DATE	DESCRIPTION	ISSUED BY

SIGNATURE

DESIGNED BY R.R. BAVELE

DRAWN BY T.T. MPHOLOANE

CHECKED BY H.L. TEARAGA

CLIENT'S DETAILS

MUSINA LOCAL MUNICIPALITY

CONSULTANTS DETAILS

SIZEYA

CONTRACT No. 13-2025/26

PROJECT TITLE CONTRACTOR FOR THE CONSTRUCTION OF MARVETE COMMUNITY HALL

DRAWING TITLE PLATFORM LONGITUDINAL SECTION AND CROSS SECTION
SHEET 1 OF 2

SHEET 1 OF 2

DRAWING SCALE
AS SHOWN

CONSULTANTS DRAWING No.
S42.1 – PL – CS – 001 – C – 01


NGL
CUT (-) / FILL (+)
OFFSET FROM C/L
25
461.305
20
461.635
461.944
462.323
462.763
463.121
463.447
463.660
463.878
464.086
0.136
461.929
461.646
461.376
0.105
461.930
461.638
461.355
0.408
461.952
461.649
461.299
0.453
462.010
461.667
461.314
0.794
463.879
463.641
463.402
463.164
462.925
462.687
462.448
462.210
461.971
461.733
461.494
461.256
461.017
460.779
460.540
460.302
460.063
459.825
459.586
459.348
459.109
458.871
458.632
458.394
458.155
457.917
457.678
457.440
457.201
456.963
456.724
456.486
456.247
456.009
455.770
455.532
455.293
455.055
454.816
454.578
454.339
454.101
453.862
453.624
453.385
453.147
452.908
452.670
452.431
452.193
451.954
451.716
451.477
451.239
451.000
450.762
450.523
450.285
450.046
449.808
449.569
449.331
449.092
448.854
448.615
448.377
448.138
447.900
447.661
447.423
447.184
446.946
446.707
446.469
446.230
445.992
445.753
445.515
445.276
445.038
444.799
444.561
444.322
444.084
443.845
443.607
443.368
443.130
442.891
442.653
442.414
442.176
441.937
441.699
441.460
441.222
440.983
440.745
440.506
440.268
440.029
439.791
439.552
439.314
439.075
438.837
438.598
438.360
438.121
437.883
437.644
437.406
437.167
436.929
436.690
436.452
436.213
435.975
435.736
435.498
435.259
435.021
434.782
434.544
434.305
434.067
433.828
433.590
433.351
433.113
432.874
432.636
432.397
432.159
431.920
431.682
431.443
431.205
430.966
430.728
430.489
430.251
430.012
429.774
429.535
429.297
429.058
428.820
428.581
428.343
428.104
427.866
427.627
427.389
427.150
426.912
426.673
426.435
426.196
425.958
425.719
425.481
425.242
425.004
424.765
424.527
424.288
424.050
423.811
423.573
423.334
423.096
422.857
422.619
422.380
422.142
421.903
421.665
421.426
421.188
420.949
420.711
420.472
420.234
419.995
419.757
419.518
419.280
419.041
418.803
418.564
418.326
418.087
417.849
417.610
417.372
417.133
416.895
416.656
416.418
416.179
415.941
415.702
415.464
415.225
414.987
414.748
414.510
414.271
414.033
413.794
413.556
413.317
413.079
412.840
412.602
412.363
412.125
411.886
411.648
411.409
411.171
410.932
410.694
410.455
410.217
409.978
409.740
409.501
409.263
409.024
408.786
408.547
408.309
408.070
407.832
407.593
407.355
407.116
406.878
406.639
406.401
406.162
405.924
405.685
405.447
405.208
404.970
404.731
404.493
404.254
404.016
403.777
403.539
403.300
403.062
402.823
402.585
402.346
402.108
401.869
401.631
401.392
401.154
400.915
400.677
400.438
400.200
399.961
399.723
399.484
399.246
399.007
398.769
398.530
398.292
398.053
397.815
397.576
397.338
397.099
396.861
396.622
396.384
396.145
395.907
395.668
395.430
395.191
394.953
394.714
394.476
394.237
393.999
393.760
393.522
393.283
393.045
392.806
392.568
392.329
392.091
391.852
391.614
391.375
391.137
390.898
390.660
390.421
390.183
389.944
389.706
389.467
389.229
388.990
388.752
388.513
388.275
388.036
387.798
387.559
387.321
387.082
386.844
386.605
386.367
386.128
385.890
385.651
385.413
385.174
384.936
384.697
384.459
384.220
383.982
383.743
383.505
383.266
383.028
382.789
382.551
382.312
382.074
381.835
381.597
381.358
381.120
380.881
380.643
380.404
380.166
379.927
379.689
379.450
379.212
378.973
378.735
378.496
378.258
378.019
377.781
377.542
377.304
377.065
376.827
376.588
376.350
376.111
375.873
375.634
375.396
375.157
374.919
374.680
374.442
374.203
373.965
373.726
373.488
373.249
373.011
372.772
372.534
372.295
372.057
371.818
371.580
371.341
371.103
370.864
370.626
370.387
370.149
369.910
369.672
369.433
369.195
368.956
368.718
368.479
368.241
368.002
367.764
367.525
367.287
367.048
366.810
366.571
366.333
366.094
365.856
365.617
365.379
365.140
364.902
364.663
364.425
364.186
363.948
363.709
363.471
363.232
362.994
362.755
362.517
362.278
362.040
361.801
361.563
361.324
361.086
360.847
360.609
360.370
360.132
359.893
359.655
359.416
359.178
358.939
358.701
358.462
358.224
357.985
357.747
357.508
357.270
357.031
356.793
356.554
356.316
356.077
355.839
355.600
355.362
355.123
354.885
354.646
354.408
354.169
353.931
353.692
353.454
353.215
352.977
352.738
352.500
352.261
352.023
351.784
351.546
351.307
351.069
350.830
350.592
350.353
350.115
349.876
349.638
349.399
349.161
348.922
348.684
348.445
348.207
347.968
347.730
347.491
347.253
347.014
346.776
346.537
346.299
346.060
345.822
345.583
345.345
345.106
344.868
344.629
344.391
344.152
343.914
343.675
343.437
343.198
342.960
342.721
342.483
342.244
342.006
341.767
341.529
341.290
341.052
340.813
340.575
340.336
340.098
339.859
339.621
339.382
339.144
338.905
338.667
338.428
338.190
337.951
337.713
337.474
337.236
336.997
336.759
336.520
336.282
336.043
335.805
335.566
335.328
335.089
334.851
334.612
334.374
334.135
333.897
333.658
333.420
333.181
332.943
332.704
332.466
332.227
331.989
331.750
331.512
331.273
331.035
330.796
330.558
330.319
330.081
329.842
329.604
329.365
329.127
328.888
328.650
328.411
328.173
327.934
327.696
327.457
327.219
326.980
326.742
326.503
326.265
326.026
325.788
325.549
325.311
325.072
324.834
324.595
324.357
324.118
323.880
323.641
323.403
323.164
322.926
322.687
322.449
322.210
321.972
321.733
321.495
321.256
321.018
320.779
320.541
320.302
320.064
319.825
319.587
319.348
319.110
318.871
318.633
318.394
318.156
317.917
317.679
317.440
317.202
316.963
316.725
316.486
316.248
316.009
315.771
315.532
315.294
315.055
314.817
314.578
314.340
314.101
313.863
313.624
313.386
313.147
312.909
312.670
312.432
312.193
311.955
311.716
311.478
311.239
311.001
310.762
310.524
310.285
310.047
309.808
309.570
309.331
309.093
308.854
308.616
308.377
308.139
307.900
307.662
307.423
307.185
306.946
306.708
306.469
306.231
305.992
305.754
305.515
305.277
305.038
304.800
304.561
304.323
304.084
303.846
303.607
303.369
303.130
302.892
302.653
302.415
302.176
301.938
301.699
301.461
301.222
300.984
300.745
300.507
300.268
300.030
299.791
299.553
299.314
299.076
298.837
298.599
298.360
298.122
297.883
297.645
297.406
297.168
296.929
296.691
296.452
296.214
295.975
295.737
295.498
295.260
295.021
294.783
294.544
294.306
294.067
293.829
293.590
293.352
293.113
292.875
292.636
292.398
292.159
291.921
291.682
291.444
291.205
290.967
290.728
290.490
290.251
290.013
289.774
289.536
289.297
289.059
288.820
288.582
288.343
288.105
287.866
287.628
287.389
287.151
286.912
286.674
286.435
286.197
285.958
285.720
285.481
285.243
285.004
284.766
284.527
284.289
284.050
283.812
283.573
283.335
283.096
282.858
282.619
282.381
282.142
281.904
281.665
281.427
281.188
280.950
280.711
280.473
280.234
279.996
279.757
279.519
279.280
279.042
278.803
278.565
278.326
278.088
277.849
277.611
277.372
277.134
276.895
276.657
276.418
276.180
275.941
275.703
275.464
275.226
274.987
274.749
274.510
274.272
274.033
273.795
273.556
273.318
273.079
272.841
272.602
272.364
272.125
271.887
271.648
271.410
271.171
270.933
270.694
270.456
270.217
269.979
269.740
269.502
269.263
269.025
268.786
268.548
268.309
268.071
267.832
267.594
267.355
267.117
266.878
266.640
266.401
266.163
265.924
265.686
265.447
265.209
264.970
264.732
264.493
264.255
264.016
263.778
263.539
263.301
263.062
262.824
262.585
262.347
262.108
261.870
261.631
261.393
261.154
260.916
260.677
260.439
260.200
259.962
259.723
259.485
259.246
259.008
258.769
258.531
258.292
258.054
257.815
257.577
257.338
257.100
256.861
256.623
256.384
256.146
255.907
255.669
255.430
255.192
254.953
254.715
254.476
254.238
253.999
253.761
253.522
253.284
253.045
252.807
252.568
252.330
252.091
251.853
251.614
251.376
251.137
250.899
250.660
250.422
250.183
249.945
249.706
249.468
249.229
248.991
248.752
248.514
248.275
248.037
247.798
247.560
247.321
247.083
246.844
246.606
246.367
246.129
245.890
245.652
245.413
245.175
244.936
244.698
244.459
244.221
243.982
243.744
243.505
243.267
243.028
242.790
242.551
242.313
242.074
241.836
241.597
241.359
241.120
240.882
240.643
240.405
240.166
239.928
239.689
239.451
239.212
238.974
238.735
238.497
238.258
238.020
237.781
237.543
237.304
237.066
236.827
236.589
236.350
236.112
235.873
235.635
235.396
235.158
234.919
234.681
234.442
234.204
233.965
233.727
233.488
233.250
233.011
232.773
232.534
232.296
232.057
231.819
231.580
231.342
231.103
230.865
230.626
230.388
230.149
229.911
229.672
229.434
229.195
228.957
228.718
228.480
228.241
228.003
227.764
227.526
227.287
227.049
226.810
226.572
226.333
226.095
225.856
225.618
225.379
225.141
224.902
224.664
224.425
224.187
223.948
223.710
223.471
223.233
222.994
222.756
222.517
222.279
222.040
221.802
221.563
221.325
221.086
220.848
220.609
220.371
220.132
219.894
219.655
219.417
219.178
218.940
218.701
218.463
218.224
217.986
217.747
217.509
217.270
217.032
216.793
216.555
216.316
216.078
215.839
215.601
215.362
215.124
214.885
214.647
214.408
214.170
213.931
213.693
213.454
213.216
212.977
212.739
212.500
212.262
212.023
211.785
211.546
211.308
211.069
210.831
210.592
210.354
210.115
209.877
209.638
209.400
209.161
208.923
208.684
208.446
208.207
207.969
207.730
207.492
207.253
207.015
206.776
206.538
206.299
206.061
205.822
205.584
205.345
205.107
204.868
204.630
204.391
204.153
203.914
203.676
203.437
203.199
202.960
202.722
202.483
202.245
202.006
201.768
201.529
201.291
201.052
200.814
200.575
200.337
200.098
199.860
199.621
199.383
199.144
198.906
198.667
198.429
198.190
197.952
197.713
197.475
197.236
196.998
196.759
196.521
196.282
196.044
195.805
195.567
195.328
195.090
194.851
194.613
194.374
194.136
193.897
193.659
193.420
193.182
192.943
192.705
192.466
192.228
191.989
191.751
191.512
191.274
191.035
190.797
190.558
190.320
190.081
189.843
189.604
189.366
189.127
188.889
188.650
188.412
188.173
187.935
187.696
187.458
187.219
186.981
186.742
186.504
186.265
186.027
185.788
185.550
185.311
185.073
184.834
184.596
184.357
184.119
183.880
183.642
183.403
183.165
182.926
182.688
182.449
182.211
181.972
181.734
181.495
181.257
181.018
180.780
180.541
180.303
180.064
179.826
179.587
179.349
179.110
178.872
178.633
178.395
178.156
177.918
177.679
177.441
177.202
176.964
176.725
176.487
176.248
176.010
175.771
175.533
175.294
175.056
174.817
174.579
174.340
174.102
173.863
173.625
173.386
173.148
172.909
172.671
172.432
172.194
171.955
171.717
171.478
171.240
171.001
170.763
170.524
170.286
170.047
169.809
169.570
169.332
169.093
168.855
168.616
168.378
168.139
167.901
167.662
167.424
167.185
166.947
166.708
166.470
166.231
165.993
165.754
165.516
165.277
165.039
164.800
164.562
164.323
164.085
163.846
163.608
163.369
163.131
162.892
162.654
162.415
162.177
161.938
161.700
161.461
161.223
160.984
160.746
160.507
160.269
160.030
159.792
159.553
159.315
159.076
158.838
158.599
158.361
158.122
157.884
157.645
157.407
157.168
156.930
156.691
156.453
156.214
155.976
155.737
155.499
155.260
155.022
154.783
154.545
154.306
154.068
153.829
153.591
153.352
153.114
152.875
152.637
152.398
152.160
151.921
151.683
151.444
151.206
150.967
150.729
150.490
150.252
150.013
149.775
149.536
149.298
149.059
148.821
148.582
148.344
148.105
147.867
147.628
147.390
147.151
146.913
146.674
146.436
146.197
145.959
145.720
145.482
145.243
145.005
144.766
144.528
144.289
144.051
143.812
143.574
143.335
143.097
142.858
142.620
142.381
142.143
141.904
141.666
141.427
141.189
140.950
140.712
140.473
140.235
139.996
139.758
139.519
139.281
139.042
138.804
138.565
138.327
138.088
137.850
137.611
137.373
137.134
136.896
136.657
136.419
136.180
135.942
135.703
135.465
135.226
134.988
134.749
134.511
134.272
134.034
133.795
133.557
133.318
133.080
132.841
132.603
132.364
132.126
131.887
131.649
131.410
131.172
130.933
130.695
130.456
130.218
129.979
129.741
129.502
129.264
129.025
128.787
128.548
128.310
128.071
127.833
127.594
127.356
127.117
126.879
126.640
126.402
126.163
125.925
125.686
125.448
125.209
124.971
124.732
124.494
124.255
124.017
123.778
123.540
123.301
123.063
122.824
122.586
122.347
122.109
121.870
121.632
121.393
121.155
120.916
120.678
120.439
120.201
119.962
119.724
119.485
119.247
119.008
118.770
118.531
118.293
118.054
117.816
117.577
117.339
117.100
116.862
116.623
116.385
116.146
115.908
115.669
115.431
115.192
114.954
114.715
114.477
114.238
114.000
113.761
113.523
113.284
113.046
112.807
112.569
112.330
112.092
111.853
111.615
111.376
111.138
110.899
110.661
110.422
110.184
109.945
109.707
109.468
109.230
108.991
108.753
108.514
108.276
108.037
107.799
107.560
107.322
107.083
106.845
106.606
106.368
106.129
105.891
105.652
105.414
105.175
104.937
104.698
104.460
104.221
103.983
103.744
103.506
103.267
103.029
102.790
102.552
102.313
102.075
101.836
101.598
101.359
101.121
100.882
100.644
100.405
100.167
99.928
99.690
99.451
99.213
98.974
98.736
98.497
98.259
98.020
97.782
97.543
97.305
97.066
96.828
96.589
96.351
96.112
95.874
95.635
95.397
95.158
94.920
94.681
94.443
94.204
93.966
93.727
93.489
93.250
93.012
92.773
92.535
92.296
92.058
91.819
91.581
91.342
91.104
90.865
90.627
90.388
90.150
89.911
89.673
89.434
89.196
88.957
88.719
88.480
88.242
88.003
87.765
87.526
87.288
87.049
86.811
86.572
86.334
86.095
85.857
85.618
85.380
85.141
84.903
84.664
84.426
84.187
83.949
83.710
83.472
83.233
82.995
82.756
82.518
82.279
82.041
81.802
81.564
81.325
81.087
80.848
80.610
80.371
80.133
79.894
79.656
79.417
79.179
78.940
78.702
78.463
78.225
77.986
77.748
77.509
77.271
77.032
76.794
76.555
76.317
76.078
75.840
75.601
75.363
75.124
74.886
74.647
74.409
74.170
73.932
73.693
73.455
73.216
72.978
72.739
72.501
72.262
72.024
71.785
71.547
71.308
71.070
70.831
70.593
70.354
70.116
69.877
69.639
69.400
69.162
68.923
68.685
68.446
68.208
67.969
67.731
67.492
67.254
67.015
66.777
66.538
66.300
66.061
65.823
65.584
65.346
65.107
64.869
64.630
64.392
64.153
63.915
63.676
63.438
63.199
62.961
62.722
62.484
62.245
62.007
61.768
61.530
61.291
61.053
60.814
60.576
60.337
60.099
59.860
59.622
59.383
59.145
58.906
58.668
58.429
58.191
57.952
57.714
57.475
57.237
56.998
56.760
56.521
56.283
56.044
55.806
55.567
55.329
55.090
54.852
54.613
54.375
54.136
53.898
53.659
53.421
53.182
52.944
52.705
52.467
52.228
51.990
51.751
51.513
51.274
51.036
50.797
50.559
50.320
50.082
49.843
49.605
49.366
49.128
48.889
48.651
48.412
48.174
47.935
47.697
47.458
47.220
46.981
46.743
46.504
46.266
46.027
45.789
45.550
45.312
45.073
44.835
44.596
44.358
44.119
43.881
43.642
43.404
43.165
42.927
42.688
42.450
42.211
41.973
41.734
41.496
41.257
41.019
40.780
40.542
40.303
40.065
39.826
39.588
39.349
39.111
38.872
38.634
38.395
38.157
37.918
37.680
37.441
37.203
36.964
36.726
36.487
36.249
36.010
35.772
35.533
35.295
35.056
34.818
34.579
34.341
34.102
33.864
33.625
33.387
33.148
32.910
32.671
32.433
32.194
31.956
31.717
31.479
31.240
31.002
30.763
30.525
30.286
30.048
29.809
29.571
29.332
29.094
28.855
28.617
28.378
28.140
27.901
27.663
27.424
27.186
26.947
26.709
26.470
26.232
25.993
25.755
25.516
25.278
25.039
24.801
24.562
24.324
24.085
23.847
23.608
23.370
23.131
22.893
22.654
22.416
22.177
21.939
21.700
21.462
21.223
20.985
20.746
20.508
20.269
20.031
19.792
19.554
19.315
19.077
18.838
18.600
18.361
18.123
17.884
17.646
17.407
17.169
16.930
16.692
16.453
16.215
15.976
15.738
15.499
15.261
15.022
14.784
14.545
14.307
14.068
13.830
13.591
13.353
13.114
12.876
12.637
12.399
12.160
11.922
11.683
11.445
11.206
10.968
10.729
10.491
10.252
10.014
9.775
9.537
9.298
9.060
8.821
8.583
8.344
8.106
7.867
7.629
7.390
7.152
6.913
6.675
6.436
6.198
5.959
5.721
5.482
5.244
5.005
4.767
4.528
4.290
4.051
3.813
3.574
3.336
3.097
2.859
2.620
2.382
2.143
1.905
1.666
1.428
1.189
0.951
0.712
0.474
0.235
ROAD 1
ROAD 2
POSITION = G1
ELEVATION = 462.931
POSITION = P18
ELEVATION = 462.460
POSITION = F1
ELEVATION = 462.983
POSITION = P19
ELEVATION = 462.531
POSITION = E1
ELEVATION = 463.034
POSITION = P20
ELEVATION = 462.606
POSITION = K1
ELEVATION = 462.725
POSITION = P14
ELEVATION = 462.305
POSITION = J1
ELEVATION = 462.777
POSITION = P15
ELEVATION = 462.338
POSITION = I1
ELEVATION = 462.828
POSITION = P16
ELEVATION = 462.379
POSITION = P9
ELEVATION = 462.102
POSITION = J7
ELEVATION = 462.168
POSITION = P11
ELEVATION = 462.204
POSITION = C1
ELEVATION = 463.137
POSITION = B1
ELEVATION = 463.189
POSITION = A1
ELEVATION = 463.240

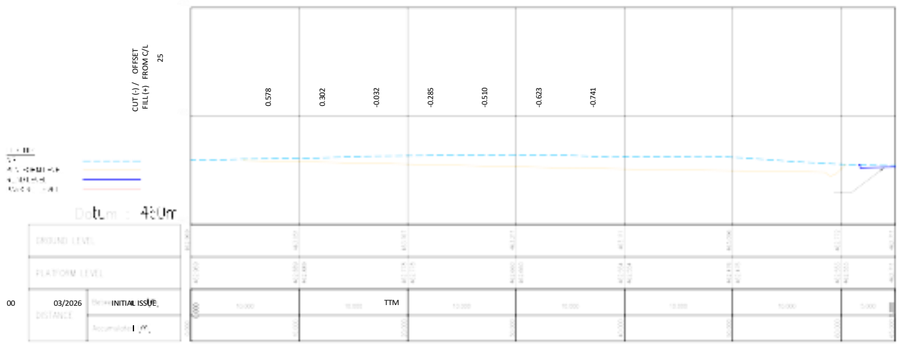

PF 2 PLATFORM LONGITUDINAL SECTION
Horizontal 1:200
Vertical 1:100

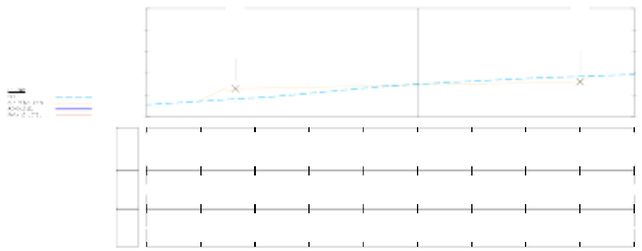

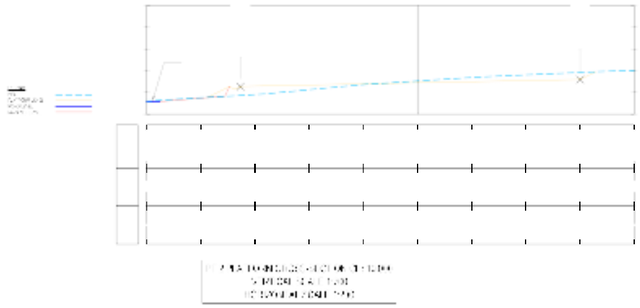

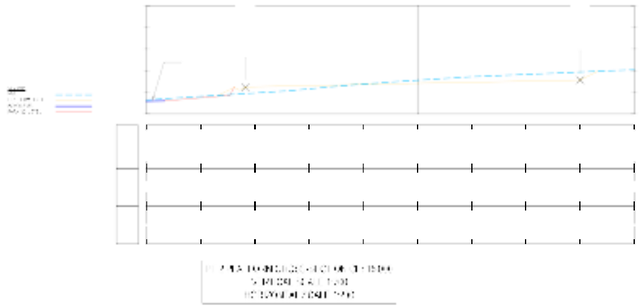

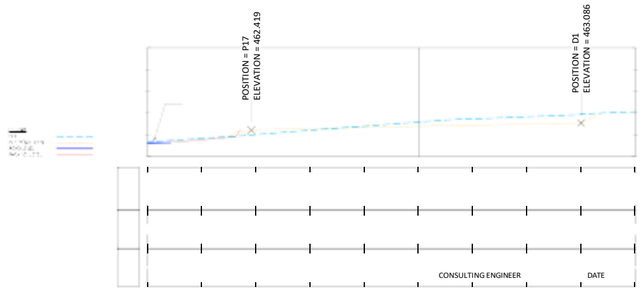

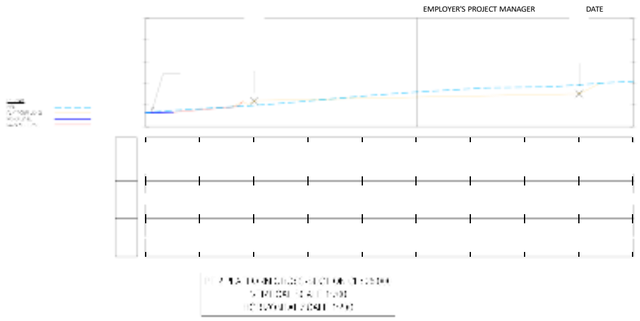

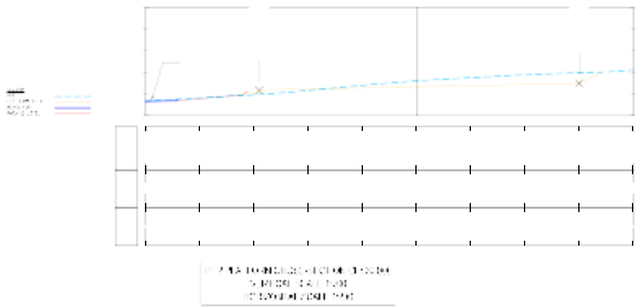

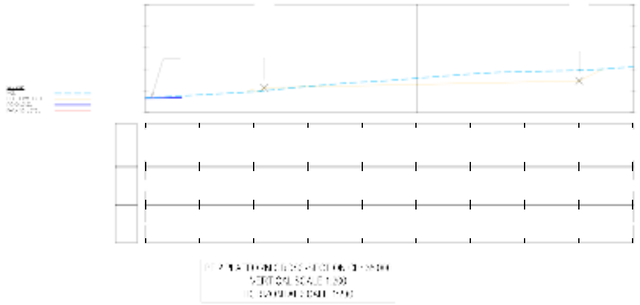

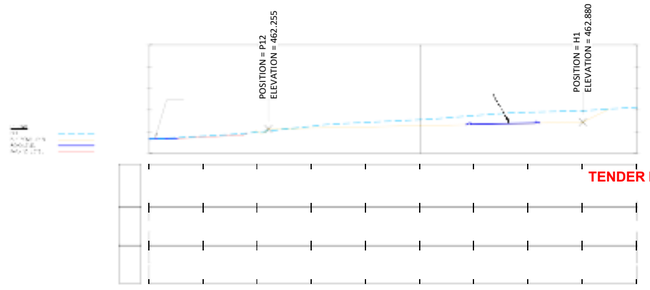

TENDER PURPOSES ONLY

PROJECT No. DISCIPLINE SUB-DISCIPLINEDWG No. STAGE REV No.

PD: PRELIMINARY DESIGN / DD: DETAILED DESIGN / T: TENDER / C: CONSTRUCTION / A: AS-BUILT / I: FOR INFORMATION ONLY

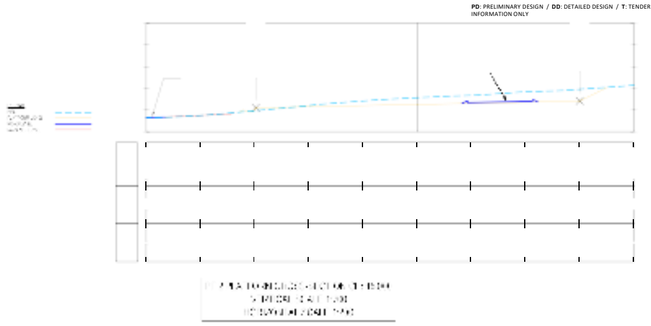

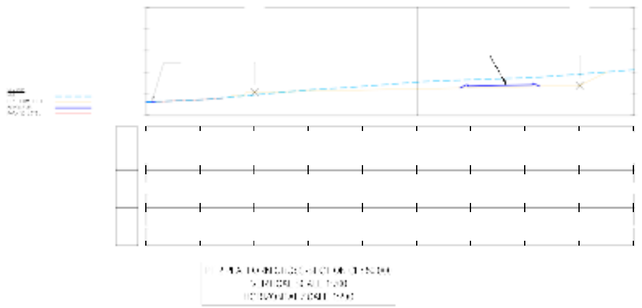

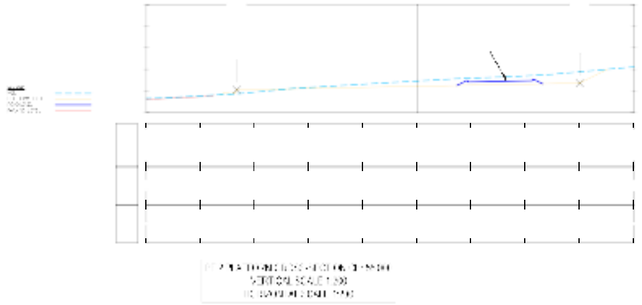

No	DATE	DESCRIPTION	ISSUED BY

SIGNATURE

DESIGNED BY R.R. RAVELE

DRAWN BY T.T. MPHOLOANE

CHECKED BY H.L. TEARAGA

CLIENT'S DETAILS

MUSINA LOCAL MUNICIPALITY

CONSULTANTS DETAILS

SIZEYA

CONTRACT No. 13-2025/26

PROJECT TITLE CONTRACTOR FOR THE CONSTRUCTION OF MARVETE COMMUNITY HALL

DRAWING TITLE PLATFORM LONGITUDINAL SECTION AND CROSS SECTION SHEET 2 OF 2

SHEET 2 OF 2

DRAWING SCALE AS SHOWN

CONSULTANTS DRAWING No.

S42.1 – PL – CS – 002 – C – 00

No	DATE	DESCRIPTION	ISSUED BY

		SIGNATURE
DESIGNED BY	R.R. RAVELE	
DRAWN BY	F.I. MARAGENI	
CHECKED BY	H.L. THARAGA	

CLIENTS DETAILS

21 IRWIN ST
MUSINA
0900
Tel: (015) 534 6100

CONSULTANTS DETAILS

SIZEYA

No. 6 Hans Van Rensburg Street
Office no. 14
Private Bag X9676 Postnet Suite 141
Polokwane 0700
Tel : (015) 291 1020
Email : info@sizeya.co.za

CONSULTING ENGINEER | DATE
PROFESSIONAL REGISTRATION No.
EMPLOYER'S PROJECT MANAGER | DATE

CONTRACT No.:	13-2025/26
PROJECT TITLE:	CONTRACTOR FOR THE CONSTRUCTION OF MABVETE COMMUNITY HALL
DRAWING TITLE:	

SHEET OF

DRAWING SCALE
AS SHOWN

TENDER PURPOSES ONLY

CONSULTANT'S DRAWING No.:

PROJECT No. | DISCIPLINE | SUBDISCIPLINE | DWG No. | STAGE | REV No.

00	02/2023	INITIAL ISSUE	FIM

MABVETE AIR-CONDITINER FUTURE LAYOUT PLAN

S42.1 EL AC 005 C 01

POWER LEGEND

ITEM	DESCRIPTION
	TV POINT
	TELEPHONE POINT
	DATA POINT
	SINGLE PHASE ISOLATOR
	SINGLE PHASE ISOLATOR
	THREE PHASE INDUSTRIAL SOCKET OUTLET @1200 A.F.F.L
	SINGLE 16A ZA PLUG SOCKET OUTLET @1200 A.F.F.L
	SINGLE SOCKET OUTLET C/W EURO 3 PIN, 2x USB POINTS @300 A.F.F.L
	SINGLE 16A ZA PLUG SOCKET OUTLET @300 A.F.F.L
	DOUBLE 16A ZA PLUG SOCKET OUTLET @300 A.F.F.L
	DOUBLE 16A ZA PLUG SOCKET OUTLET @1200 A.F.F.L
	POWER SKIRTING
F	PEDESTAL FOR MEETING/PRESENTER'S TABLE CONSISTING OF THE FF: - 16A NORMAL SOCKET UN-SWITCHED - 16A DEDICATED SOCKET UN-SWITCHED - 5A 2 PIN SOCKET UN-SWITCHED - DATA & TELEPHONE POINTS
D	ONE TIER CLUSTER WALL BOX CONSISTING OF THE FOLLOWING: - 16A NORMAL SOCKET UN-SWITCHED - 16A DEDICATED SOCKET UN-SWITCHED - 5A 2 PIN SOCKET UN-SWITCHED - 2x USB POINTS

No	DATE	DESCRIPTION	ISSUED BY
		ELECTRICAL DISTRIBUTION BOARD	

		SIGNATURE
DESIGNED BY	R.R. RAVELE	
DRAWN BY	F.I. MARAGENI	
CHECKED BY	H.L. THARAGA	

CLIENTS DETAILS

21 IRWIN ST
MUSINA
0900
Tel: (015) 534 6100

CONSULTANTS DETAILS

SIZEYA

No. 6 Hans Van Rensburg Street
Office no. 14
Private Bag X9076, Postnet Suite 141
Polokwane 0700
Tel : (015) 291 1020
Email : info@sizeya.co.za

CONSULTING ENGINEER — DATE

PROFESSIONAL REGISTRATION No.

EMPLOYERS PROJECT MANAGER — DATE

CONTRACT No.:	13-2025/26
PROJECT TITLE:	CONTRACTOR FOR THE CONSTRUCTION OF MABVETE COMMUNITY HALL
DRAWING TITLE:	

SHEET OF

DRAWING SCALE
AS SHOWN

CONSULTANTS DRAWING No.:
PROJECT No. | DISCIPLINE | SUB-DISCIPLINE | DRAWING No. | STAGE | REV No.
— —

TENDER PURPOSES ONLY

PR - PRELIMINARY DESIGN | DD - DETAILED DESIGN | T - TENDER | C - CONSTRUCTION | A - AS BUILT | I - FOR INFORMATION ONLY

00	02/2023	INITIAL ISSUE	FIM

S42.1 EL PW 001 C 01

LIGHTING LEGEND

ITEM	DESCRIPTION	QTY
	16A SINGLE LEVER LIGHT SWITCH	
	2WAY 16A SINGLE LEVER LIGHT SWITCH	
	16A DOUBLE LEVER LIGHT SWITCH	
	90 DEG. MOTION SENSOR	
	DAY/NIGHT SWITCH	
	TYPE A: 4 INCH 15W LED DOWNLIGHT WITH DALI MODIFICATION	
	TYPE B: 4 INCH 15W LED DOWNLIGHT WITH DALI MODIFICATION	
	25W LED IP40 PORTICO DIMMABLE WITH ALUMINIUM BODY WITH TEMPERED GLASS DIFFUSER	
	10W LED RONDO DOWNLIGHT WITH DALI MODIFICATION	
	18W LED UP & DOWN FACING IP44 STAINLESS STEEL WALL LIGHT	
	RADIANT RECESSED FLUORESCENT T8 3x36w/1200x600mm	
	1x35W LED IP20 IN DIE-CAST ALUMINIUM BODY WITH GLASS DIFFUSER	
	2x35W LED IP20 IN DIE-CAST ALUMINIUM BODY WITH GLASS DIFFUSER	
	18W LED ADJUSTABLE SPOTLIGHT ON ALUMINIUM RAIL	
	15W LED PARENTESI DIMMABLE LIGHT FITTING	
	60W OUTDOOR ROUND LED BULK HEAD WATERPROOF OUTDOOR WALL LAMP	
	Ø250 PENDANT WITH OPAL GLASS ORB & BLACK FABRIC SUSPENSION	
	Ø400 PENDANT WITH OPAL GLASS ORB & BLACK FABRIC SUSPENSION	
	40W LED PENDANT WITH PLYWOOD SHADE FITTING	
	LED STRIP	
	15W LED ROUND BULKHEAD WITH DALI MODIFICATION	
	VISUAL LED IP40 - 36W 1200x50mm WITH DALI MODIFICATION	
	VISUAL LED IP40 - 36W 1500x50mm WITH DALI MODIFICATION	
	VISUAL LED IP40 - 36W 2250x50mm WITH DALI MODIFICATION	
	1200mm 34W LED IP66 CORROSION PROOF LIGHT FITTING WITH DALI MODIFICATION - EMERGENCY	
	1200mm 34W LED IP66 CORROSION PROOF LIGHT FITTING WITH DALI MODIFICATION	
	10X 40W LED LIGHT PENDANT LIGHT FITTING WITH SAND BLACK ALUMINIUM BODY, 3.3m ADJUSTABLE SUSPENSIONS LIGHT FITTING	
	52W LED DIMMABLE PENDANT WITH MATT BLACK ALUMINIUM BODY CLASS I, IP 20 LIGHT FITTING	

No	DATE	DESCRIPTION	ISSUED BY

DESIGNED BY	R.R. RAVELE	SIGNATURE	
DRAWN BY	F.I. MARAGENI		
CHECKED BY	H.L. THARAGA		

02

CLIENTS DETAILS

21 IRWIN ST
MUSINA
0900
Tel: (015) 534 6100

CONSULTANTS DETAILS

SIZEYA

No. 6 Hans Van Rensburg Street
Office no. 14
Private Bag X9976, Postnet Suite 141
Polokwane 0700
Tel : (015) 291 1020
Email : info@sizeya.co.za

CONSULTING ENGINEER — DATE

PROFESSIONAL REGISTRATION No

EMPLOYER'S PROJECT MANAGER — DATE

CONTRACT No.:	13-2025/26
PROJECT TITLE:	CONTRACTOR FOR THE CONSTRUCTION OF MABVETE COMMUNITY HALL
DRAWING TITLE:	

SHEET OF

DRAWING SCALE
AS SHOWN

CONSULTANTS DRAWING No.:

PROJECT No.	DISCIPLINE	SUB-DISCIPLINE	DWG No.	STAGE	REV No.
—	—	—	—	—	—

PS: PRELIMINARY DESIGN - SD: DETAILED DESIGN - T: TENDER - C: CONSTRUCTION - A: AS-BUILT - I: FOR INFORMATION ONLY

TENDER PURPOSES ONLY

00	02/2023	INITIAL ISSUE	FIM

NOTES:

1. THIS DRAWING IS TO BE READ IN CONJUNCTION WITH ALL OTHER CURRENT DRAWINGS AND SPECIFICATIONS ISSUED UNDER THE CONTRACT FOR THE WORKS.
2. THE CONTRACTOR IS RESPONSIBLE FOR ENSURING THAT THE LOCATIONS OF SERVICES, ACCESS POINTS, TEST POINTS AND EQUIPMENT ON SITE PROVIDE FOR SAFE COMMISSIONING AND MAINTENANCE IN ACCORDANCE WITH THE CONSTRUCTION DESIGN AND MANAGEMENT REGULATIONS AND CIBSE GUIDELINES.
3. THE CONTRACTOR IS RESPONSIBLE FOR SETTING OUT THE CONTRACT WORKS AND SHALL TAKE ALL MEASUREMENTS NECESSARY TO ENSURE THE WORKS ARE BUILT IN ACCORDANCE WITH GOOD PRACTICE, THE CONTRACT DRAWINGS AND SPECIFICATIONS.
4. IT SHALL BE INCUMBENT ON THE CONTRACTOR TO CO-ORDINATE THE SERVICES WITH ALL OTHER WORKS AND OBTAIN ALL INFORMATION NECESSARY FOR THE INSTALLATION FROM THE RELEVANT PARTIES.
5. FOR DETAILS OF PLANT AND EQUIPMENT REFER TO SCHEDULES WITHIN SPECIFICATION DOCUMENTATION.
6. THE CONTRACTOR SHALL CO-ORDINATE ALL SERVICES AND ACCESS POSITIONS WITH THE CEILING CONTRACTOR WHERE RELEVANT.
7. WHERE DOORS REQUIRE AIR TRANSFER FOR MAKE-UP AIR VENTILATION (i.e UNDERCUT DOORS OR TRANSFER GRILLES, ETC) FIRE COMPARTMENT INTEGRITY SHALL BE ENSURED.

FIRE PROTECTION NOTES:

1. OCCUPANCY CLASSIFICATION A1
2. ALL FIRE SIGNAGE MUST BE IN ACCORDANCE WITH THE NATIONAL BUILDING REGULATIONS, SANS10400-T:2011.
3. ALL FIRE PROTECTION EQUIPMENT INSTALLED WILL BE MAINTAINED ACCORDING TO THE RELEVANT SPECIFICATIONS AND A RECORD THERE OF MUST BE AVAILABLE ON REQUEST TO THE FIRE PREVENTION.
4. FIRE HOSE REELS 30m - S.A.B.S APPROVED.
5. ALL SIGNS TO BE PHOTO-LUMINESCENT INDICATING THE LOCATION OF FIRE FIGHTING EQUIPMENT AND FIRE ESCAPE ROUTES.
6. FIRE SERVICE WATER SUPPLY TO BE INDEPENDENT OF DOMESTIC WATER SUPPLY. IF NOT, THEN PRESSURE REDUCING VALVES TO BE INSTALLED IN ORDER TO PROTECT APPLIANCES & EQUIPMENT CONNECTED TO THE SHARED DOMESTIC AND FIRE MAIN.
7. WATER SUPPLY PIPE TO FIRE HOSE REELS TO BE A MINIMUM DIAMETER OF 25mm.
8. FIRE EXTINGUISHERS FOR OCCUPANCY CLASSIFICATION TO BE AS PER THE REQUIREMENTS OF SANS10400-T:2011.
9. FIRE HOSE REELS TO BE INSTALLED IN THE BUILDING TO BE AS PER THE REQUIREMENTS OF SANS10400-T:2011.
10. FIRE HYDRANT INSTALLED AT THE SITE TO BE AS PER THE REQUIREMENTS OF SANS10400-T:2011.
11. ALL INSULATION TO ROOFS & WALLS TO BE NON- FIRE PROPAGATING AND COMPLY WITH SANS 428.
12. ALL INDOOR AREAS TO HAVE EMERGENCY LIGHTING OF AT LEAST 50 LUX LUMINANCE.
13. END USER TO COMPLY WITH THE REQUIREMENTS OF SANS 10366:2012 WITH RESPECT TO THE HEALTH AND SAFETY AT EVENTS
14. END USER TO COMPLY WITH THE REQUIREMENTS OF ACT NO. 2, SAFETY AT SPORTS AND RECREATIONAL EVENTS ACT OF 2010
15. ALL PERIMETER EXIT GATES TO STAND OPEN AND MANNED BY STEWARDS THROUGHOUT AN EVENT, MATCH, RALLY, ETC

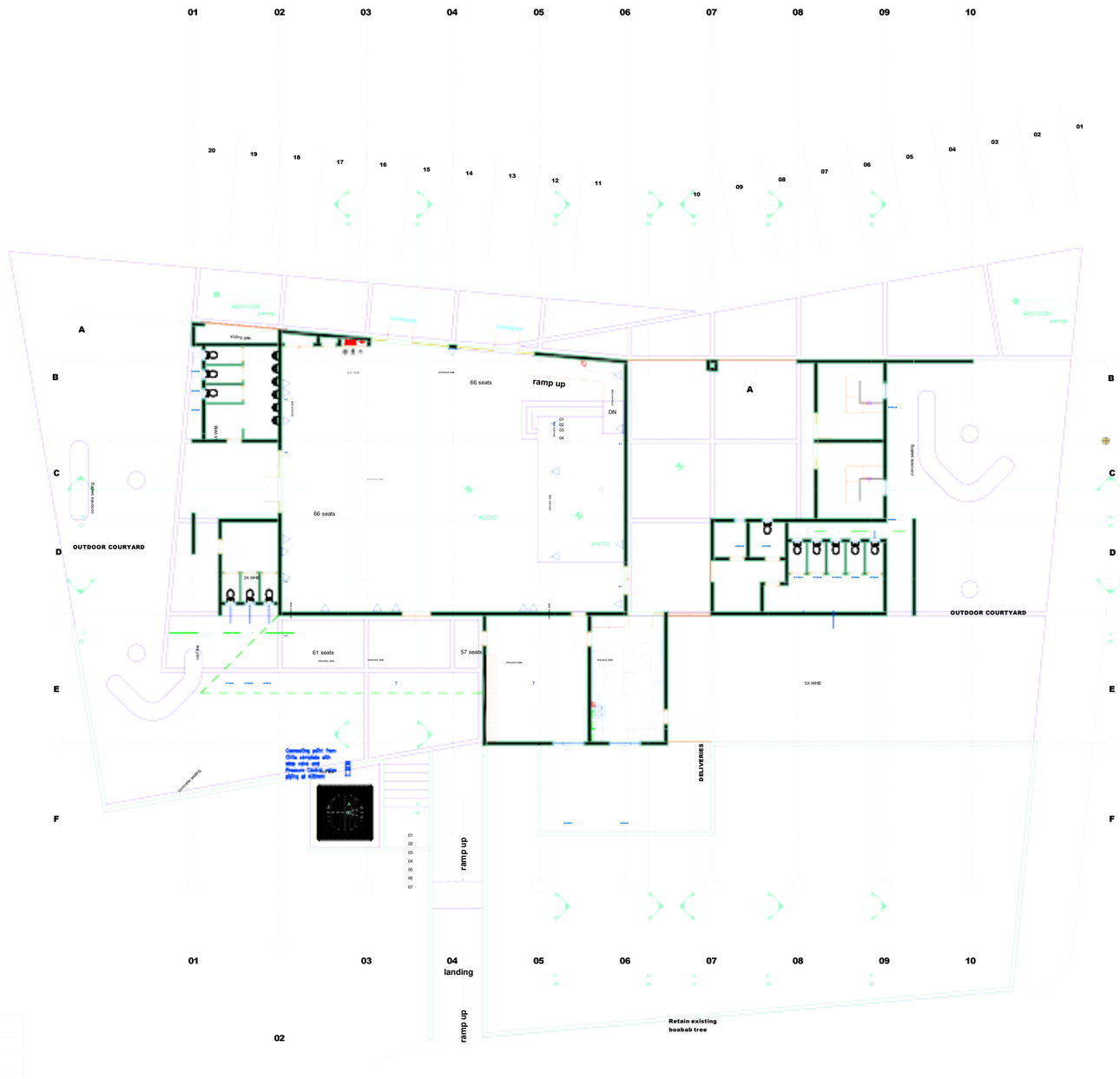

No	DATE	DESCRIPTION	ISSUED BY
B			

DESIGNED BY	R.R. RAVELE	SIGNATURE
DRAWN BY	F.I. MARAGENI	
CHECKED BY	H.L. THARAGA	

CLIENTS DETAILS

21 IRWIN ST
MUSINA
0900
Tel: (015) 534 6100

CONSULTANTS DETAILS

SIZEYA

No. 8 Hans Van Rensburg Street
Office no. 14
Private Bag X9570, Postnet Suite 141
Polokwane 0700
Tel: (015) 291 1020
Email: info@sizeya.co.za

CONSULTING ENGINEER — DATE
PROFESSIONAL REGISTRATION No.
EMPLOYERS PROJECT MANAGER — DATE

CONTRACT No.:	13-2025/26
PROJECT TITLE:	CONTRACTOR FOR THE CONSTRUCTION OF MABVETE COMMUNITY HALL
DRAWING TITLE:	

SHEET OF

DRAWING SCALE
AS SHOWN

TENDER PURPOSES ONLY

CONSULTANTS DRAWING No.:

PROJECT No.	DISCIPLINE	SUB-DISCIPLINE	ORIGINAL	STAGE	REV No.

PRELIMINARY DESIGN | DETAILED DESIGN | TENDER | CONSTRUCTION | AS BUILT | FOR INFORMATION

00	02/2023	INITIAL ISSUE	FIM

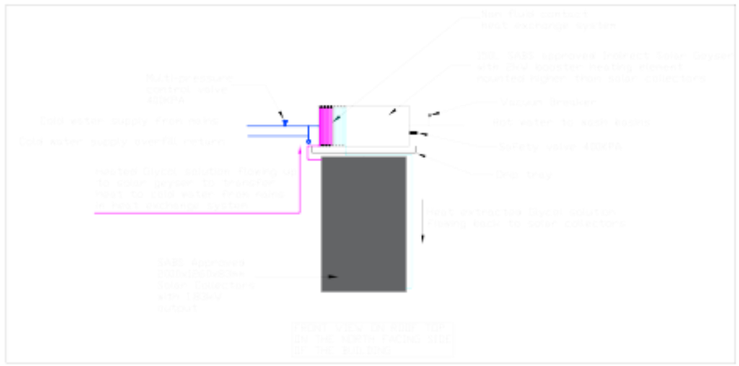

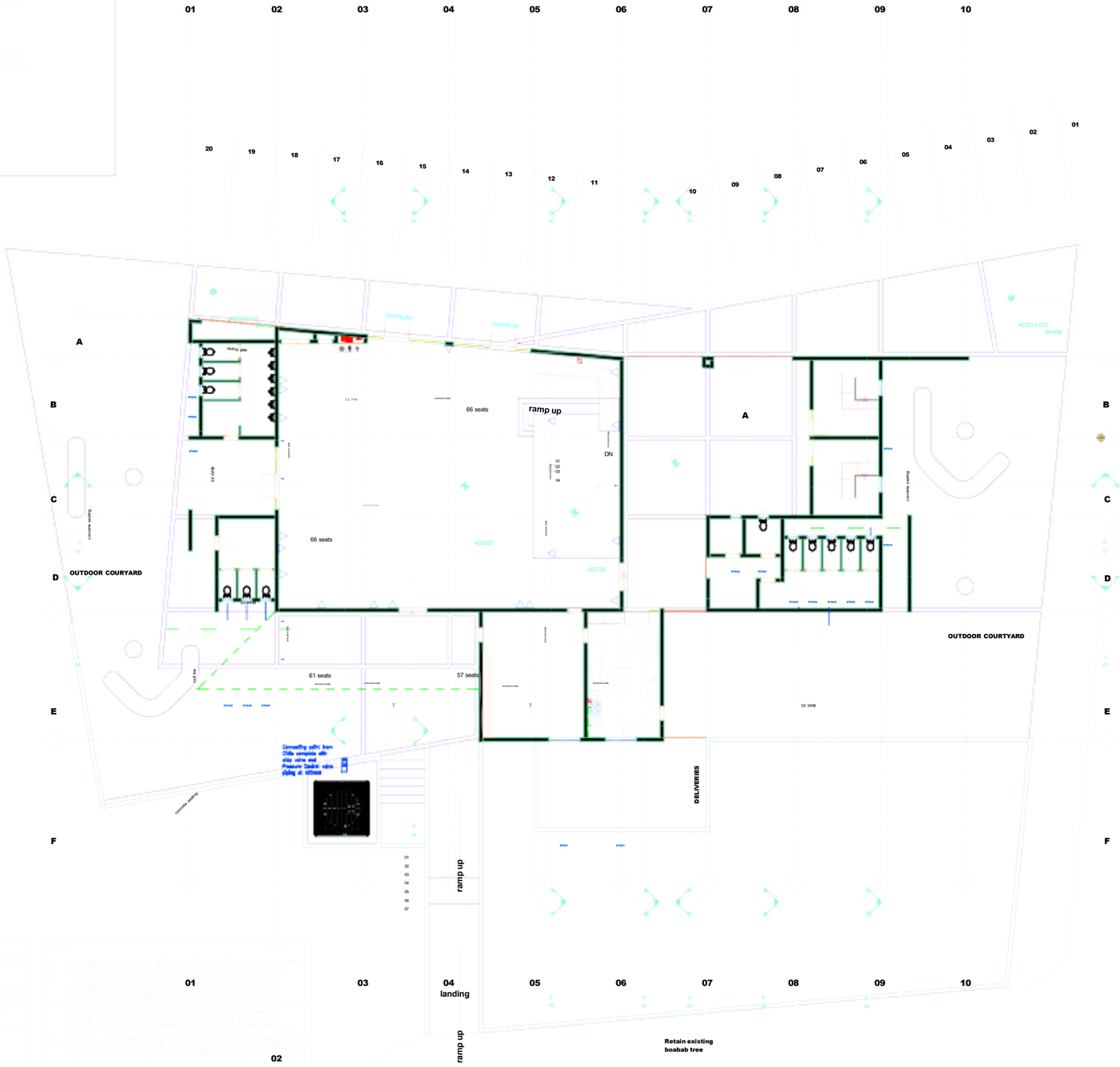

No	DATE	DESCRIPTION	ISSUED BY

		SIGNATURE
DESIGNED BY	R.R. RAVELE	
DRAWN BY	F.I. MARAGENI	
CHECKED BY	H.L. THARAGA	

CLIENTS DETAILS

21 IRWIN ST
MUSINA
0900
Tel: (015) 534 6100

CONSULTANTS DETAILS

SIZEYA

No. 6 Hans Van Rensburg Street
Office no. 14
Private Bag X9676, Postnet Suite 141
Polokwane 0700
Tel : (015) 291 1020
Email : info@sizeya.co.za

CONSULTING ENGINEER — DATE

PROFESSIONAL REGISTRATION No.

EMPLOYERS PROJECT MANAGER — DATE

CONTRACT No.:	13-2025/26
PROJECT TITLE:	CONTRACTOR FOR THE CONSTRUCTION OF MABVETE COMMUNITY HALL
DRAWING TITLE:	

SHEET OF

DRAWING SCALE
AS SHOWN

CONSULTANT'S DRAWING No.:

PROJECT No.	DISCIPLINE	SUB-DISCIPLINE	DWG No.	STAGE	REV No.
—	—	—	—	—	—

PS PRELIMINARY DESIGN - DD DETAILED DESIGN - T TENDER - C CONSTRUCTION - A AS BUILT - I FOR INFORMATION ONLY

TENDER PURPOSES ONLY

00	02/2023	INITIAL ISSUE	FIM

WET LAYOUT PLAN

S42.1 EL WL 004 C 01

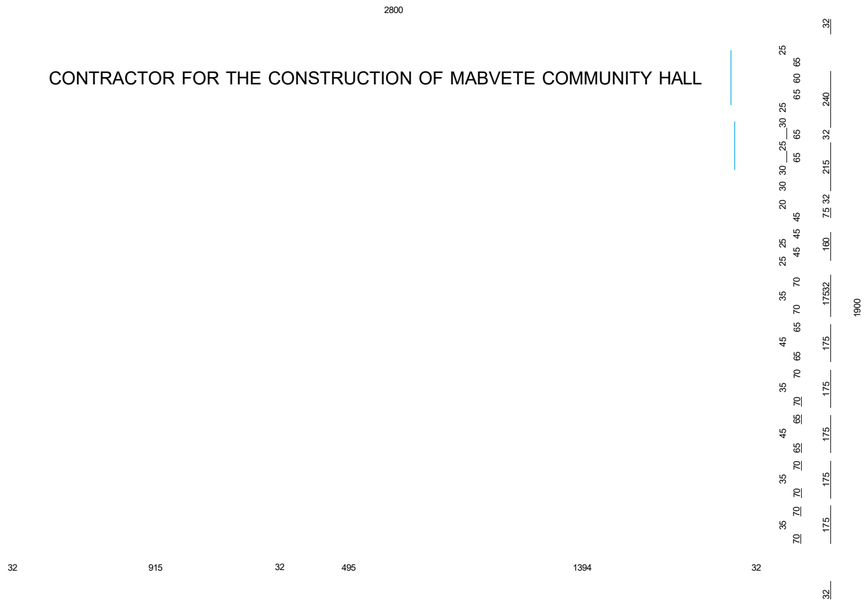

FRONT ELEVATION

N.T.S.



REAR SIDE BRACING

N.T.S.

SIGN BOARD DETAIL

NOTE:

1. ALL EMBLEMS TO BE DISPLAYED IN FULL COLOUR ON A SEMI-MATT BACKGROUND.
2. DESCRIPTION: MATT-BLACK, SERIES DIN.B LETTERS AND NUMBERS ON A SEMI-MATT BLUE BACKGROUND (PANTONE 429U).
3. BORDER : WHITE NON-REFLECTORIZED.
4. TWO SIGN BOARDS SHALL BE ERECTED AS DETERMINED BY THE ENGINEER.
5. SAFCEC EMBLEM ONLY, IF CONTRACTOR IS A MEMBER, ALL OTHER CASES, INCLUDING DEPARTMENTAL CONSTRUCTION, REMAIN BLANK.

TABLE 1				
ERECTION DETAILS				
TYPE POST	UPRIGHT	STAY	D	B
TIMBER POST AND STAY	80mm	80mm	600mm	750mm
TIMBER POST	160mm	-	900mm	1350mm
D SECTION STEEL POST	100mm x 4mm	-	900mm	1350mm



FOUNDATION DETAIL

N.T.S.



SIDE ELEVATION

N.T.S.



PLAN: SECTION D-D

N.T.S.

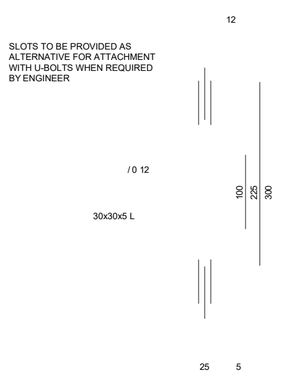

ELEVATION

ERECTION BRACKET

N.T.S.

FIXING DETAIL

TENDER PURPOSES ONLY

00 02/2023 INITIAL ISSUE FM

NAME BOARD DETAILS

S42.1 TD NM 002 C 00

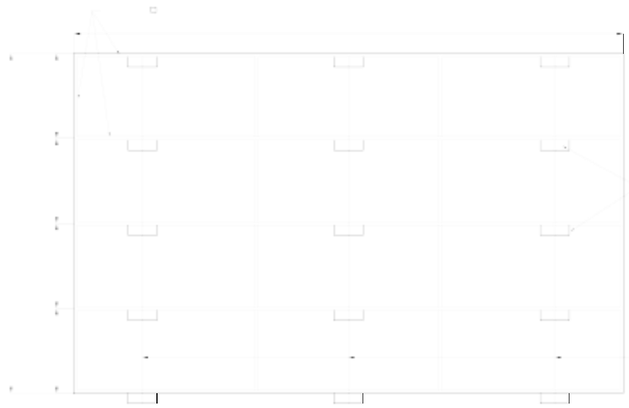

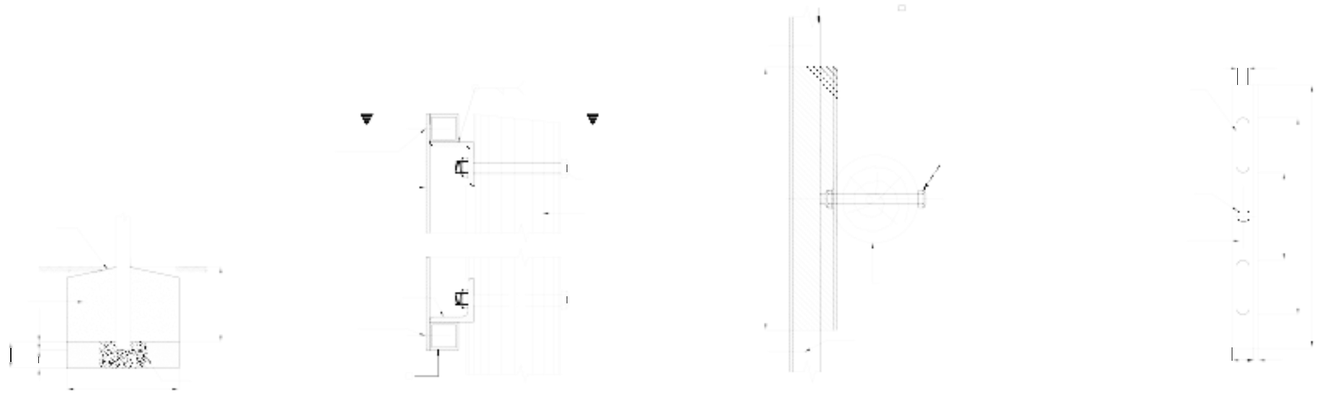

				DESIGNED BY	R.R. RAVELE	SIGNATURE	CLIENTS DETAILS	CONSULTANTS DETAILS		CONTRACT No.	13-2025/26	SHEET OF
				DRAWN BY	F. MARADENI			SIZEYA		PROJECT TITLE	CONTRACTOR FOR THE CONSTRUCTION OF MABVELE COMMUNITY HALL	DRAWING SCALE AS SHOWN
No	DATE	DESCRIPTION	ISSUED BY	CHECKED BY	H.L. THARAGA					DRAWING TITLE		CONSULTANTS DRAWING No.:

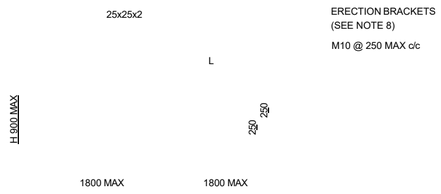

TYPE A FRAMEWORK PANELS
(FOR SIGN BOARDS WHERE H < 900mm)

N.T.S



TYPE B FRAMEWORK PANELS
(FOR SIGN BOARDS WHERE H > 900mm)

N.T.S

TABLE 1

POSITIONING OF ERECTION BRACKETS

L	NUMBER OF SUPPORTS	H	A	A MAX
600 - 1500	1	R/W SIGNS	-	-
0 - 1500	1	< 900	L/2	L/2
		> 900	L/2	L/2
1500 - 3600	2	< 900	L/5	< 800
		> 900	L/5	< 700
3600 - 5400	3	< 900	L/8	< 800
		> 900	L/8	< 700
5400 - 7200	4	< 900	L/11	< 800
		> 900	L/11	< 700

POSITIONING OF SUPPORTS AND ERECTION BRACKETS

N.T.S



END ELEVATION

N.T.S

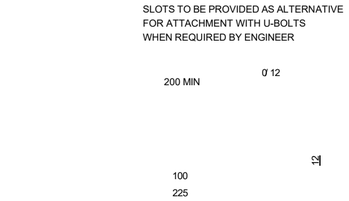

FRONT ELEVATION

N.T.S

TYPICAL ERECTION BRACKETS

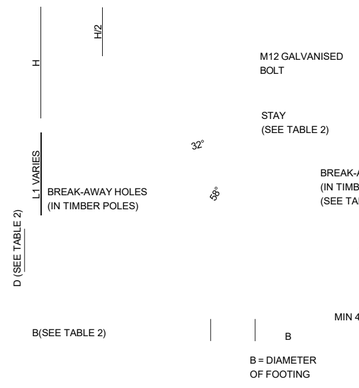

SIDE ELEVATION OF ROAD SIGN

N.T.S

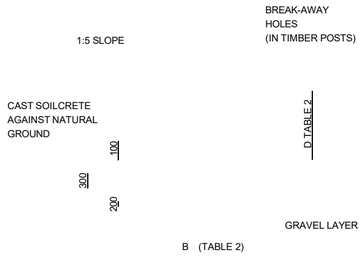

FOUNDATION DETAIL

N.T.S



SIDE ELEVATION

SECTION A-A
(THROUGH D-SECTION STEEL POSTS)

ATTACHMENT DETAIL FOR SIGN BOARDS

N.T.S

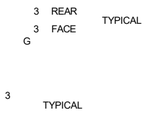

TYPICAL WELDING DETAIL

N.T.S

TABLE 3	
BREAK AWAY HOLES IN TIMBER POSTS	
NOMINAL OF POST	OF BREAK-AWAY HOLES
100-124mm	NONE
125-149mm	35mm
150-174mm	40mm
175-199mm	50mm
>200mm	65mm
DISTANCE BETWEEN HOLES = 350mm	

NOTES:

1. DESIGN PARAMETERS
   WIND - 1:10 YR RETURN PERIOD (V=36m/s)
   SIGN HEIGHT : 5m (PRESSURE = 1.1kPa)
   PERMISSIBLE STEEL STRESS = 165 MPa
2. FRAMEWORK : 25x25x2mm COMMERCIAL GRADE MILD STEEL
3. HORIZONTAL MEMBERS OF FRAMEWORK TO BE CONTINUOUS
4. LARGE SIGN BOARDS TO BE MADE IN SECTIONS NOT EXCEEDING 3600 IN LENGTH AND 900 HIGH (TYPE A PANELS) OR 3600 IN LENGTH AND 1800 HIGH (TYPE B PANELS)
5. SECTIONS SHALL BE JOINED WITH GALVANISED M10 BOLTS AND NUTS AT THE POSITIONS SHOWN
6. ALL FRAMEWORK WELDS TO BE WELDED ALL ROUND. WELDS ON SIGN FACE SIDE TO BE GROUND TO PROVIDE SMOOTH SURFACE IN SAME PLANE AS FRAMEWORK
7. FRAMEWORK TO BE PAINTED OR GALVANIZED AS PER PROJECT SPECIFICATIONS
8. ERECTION BRACKETS SHALL BE WELDED TO ALL HORIZONTAL FRAMEWORK TUBES AT THE POSITION OF EACH SUPPORT, SUCH THAT THEY ARE VERTICALLY TRUE TO LINE
9. MINIMUM LENGTH FOR ERECTION BRACKETS ON R/W SIGNS: 100mm
10. SIGN SUBSTRATE SHALL BE GALVANISED MILD STEEL, FACTORY PREPAINTED WITH AN APPROVED SILICONE POLYESTER PAINT SYSTEM.

TABLE 2

FOUNDATION AND SUPPORT SIZES

SIGN HEIGHT H (mm)	L1(mm)	FREESTANDING SUPPORTS				BRACED SUPPORTS					
		FOUNDATION		POSTS		POSTS			STAYS		
		BASE SIZE B(mm)	BASE DEPTH D(mm)	TIMBER POLE DIA(mm)	D-SECTION DIA x t(mm)	BASE SIZE B(mm)	BASE DEPTH D(mm)	TIMBER POLE DIA(mm)	BASE SIZE B(mm)	BASE DEPTH D(mm)	TIMBER POLE DIA(mm)
400-900	2900	950	700	120	76 x 2	500	450	80	500	450	80
	2900-3400	1000	700	120	76 x 2	500	450	80	500	450	80
	3400-5600	1150	800	120	76 x 2	550	450	80	550	450	100
900-1200	2900	1000	800	120	76 x 2	550	500	80	550	500	80
	2900-3400	1050	800	120	76 x 2	550	500	80	550	500	80
	3400-5600	1300	800	140	76 x 2	600	500	80	600	500	100
1200-1800	2900	1200	800	140	76 x 2	700	500	80	700	500	80
	2900-3400	1300	800	140	100 x 4	700	500	80	700	500	80
	3400-5600	1450	900	160	100 x 4	700	600	80	700	600	120
1800-2400	2900	1350	900	160	100 x 4	750	600	80	750	600	80
	2900-3400	1400	900	160	100 x 4	750	600	80	750	600	80
	3400-5600	1550	1000	180	100 x 4	750	600	80	750	600	120
2400-3000	2900	1450	1000	180	100 x 4	850	600	100	850	600	80
	2900-3400	1500	1000	180	100 x 4	750	700	100	750	700	80
	3400-5600	1750	1000	200	100 x 4	800	700	100	800	700	120
3000-3600	2900	1600	1000	180	100 x 4	850	700	100	850	700	80
	2900-3400	1650	1000	200	100 x 4	850	700	100	850	700	100
	3400-5600	1900	1000	220	100 x 4	900	700	120	900	700	120
3600-4200	2900	1700	1000	200	100 x 4	900	700	120	900	700	80
	2900-3400	1750	1000	200	100 x 4	900	700	120	900	700	100
	3400-5600	2000	1000	220	100 x 4	950	700	120	950	700	120
4200-4800	2900	1850	1000	220	100 x 4	950	700	120	950	700	100
	2900-3400	1900	1000	220	100 x 4	1000	700	140	1000	700	100
	3400-5600	2300	1000	260	100 x 4	1150	700	140	1150	700	140
SINGLE POST REGULATORY AND WARNING SIGNS											
600-1500	3000	950	700	-	76 x 2	USE ONLY FREESTANDING SUPPORTS					

TENDER PURPOSES ONLY

00 02/2023 INITIAL ISSUE FIM

NAME BOARD DETAILS

S42.1 TD NB 03 C 00

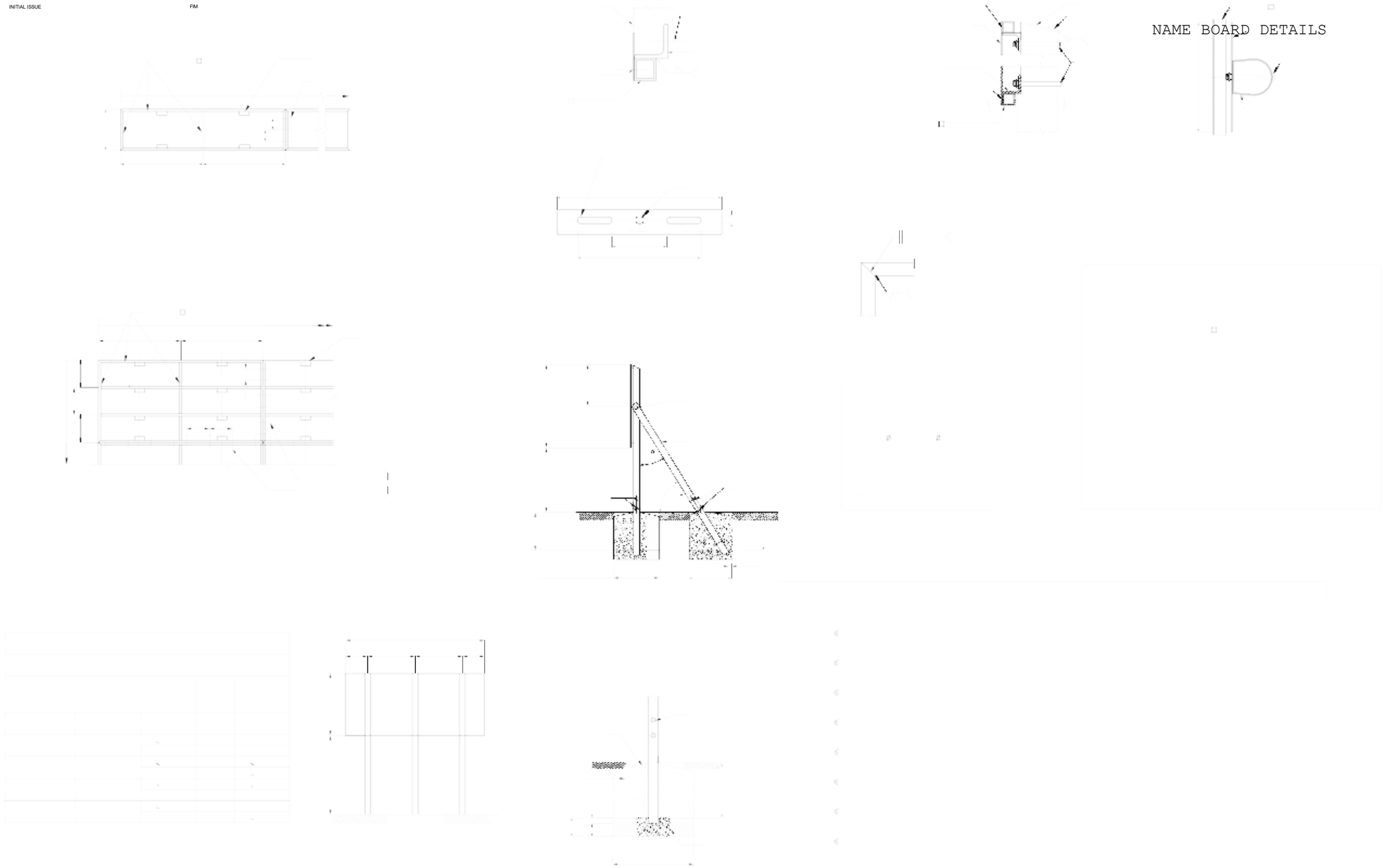

No	DATE	DESCRIPTION	ISSUED BY

		SIGNATURE
DESIGNED BY	R.R. RAVELL	
DRAWN BY	H.L. MARAGEN	
CHECKED BY	H.L. THARAGA	

CLIENTS DETAILS

CONSULTANTS DETAILS

SIZEYA

CONTRACT No.	13-2023/26
PROJECT TITLE	CONTRACTOR FOR THE CONSTRUCTION OF MABVETE COMMUNITY HALL
DRAWING TITLE	

SHEET OF

DRAWING SCALE AS SHOWN

CONSULTANTS DRAWING No.